MITSUBISHI ELECTRIC

Changes for the Better

SPLIT-TYPE, HEAT PUMP AIR CONDITIONERS
SPLIT-TYPE, AIR CONDITIONERS

September 2009

No. DOCS14
No. DOCS15

TECHNICAL DATA BOOK R410A

INVERTER / HYPER HEATING INVERTER

*This data book is revised version of OCS14 and OCS15.

<Indoor unit>
[Model names]

PLA-A·BA
PKA-A·HA
PKA-A·HAL
PKA-A·KA
PKA-A·KAL
PCA-A·KA
PEA-A·AA
PEAD-A·AA

<Outdoor unit>
[Model names]

PUZ-A18/24/30/36/42NHA3
PUZ-A18/24/30/36/42NHA3-BS
PUY-A12/18/24/30/36/42NHA3
PUY-A12/18/24/30/36/42NHA3-BS
PUZ-HA30/36NHA2

CONTENTS

1. REFERENCE SERVICE MANUAL 2
2. SPECIFICATIONS 3
3. OUTLINES AND DIMENSIONS 15
4. POSITION OF THE CENTER OF GRAVITY 28
5. WIRING DIAGRAM 30
6. REFRIGERANT SYSTEM DIAGRAM 41
7. PERFORMANCE CURVES 45
8. PERFORMANCE CHART 49
9. CORRECTION FACTORS 67
10. AIR FLOW DATA 71
11. NOISE CRITERION CURVES 86
12. OPTIONAL PARTS ..... Back cover

INTERTEK ETL LISTED C US 33223

Mr.SLIM™

1 REFERENCE SERVICE MANUAL

For information on service, please refer to the service manual as follows.

1-1. INDOOR UNIT

Model name	Service Ref.	Service Manual No.
PLA-A12/18/24/30/36/42BA	PLA-A12/18/24/30/36/42BA1	OCH420 OCB420
PKA-A12/18HA PKA-A12/18HAL	PKA-A12/18HA PKA-A12/18HAL	OCH456 OCB456
PKA-A24/30/36KA PKA-A24/30/36KAL	PKA-A24/30/36KA.TH PKA-A24/30/36KAL.TH	OCH457 OCB457
PCA-A24/30/36/42KA	PCA-A24/30/36/42KA	OCH455 OCB455
PEA-A12/18AA	PEA-A12/18AA.TH	HWE08070 BWE0811A
PEAD-A24/30/36/42AA	PEAD-A24/30/36/42AA	HWE09050 BWE09180

1-2. OUTDOOR UNIT

Model name	Service Ref.	Service Manual No.
PUZ-A18/24/30/36/42NHA3 PUZ-A18/24/30/36/42NHA3-BS PUY-A12/18/24/30/36/42NHA3 PUY-A12/18/24/30/36/42NHA3-BS	PUZ-A18/24/30/36/42NHA3 PUZ-A18/24/30/36/42NHA3-BS PUY-A12/18/24/30/36/42NHA3 PUY-A12/18/24/30/36/42NHA3-BS	OCH458 OCB458
PUZ-HA30/36NHA2	PUZ-HA30/36NHA2	OCH426 OCB426

2 SPECIFICATIONS

2-1. INVERTER CEILING CASSETTE TYPE

Model name	Indoor unit		PLA-A12BA	PLA-A18BA	PLA-A24BA	PLA-A30BA	PLA-A36BA	PLA-A42BA
	Outdoor unit		PUY-A12NHA3 PUY-A12NHA3-BS	PUY-A18NHA3 PUY-A18NHA3-BS	PUY-A24NHA3 PUY-A24NHA3-BS	PUY-A30NHA3 PUY-A30NHA3-BS	PUY-A36NHA3 PUY-A36NHA3-BS	PUY-A42NHA3 PUY-A42NHA3-BS
Cooling	Max. Capacity	Btu/h	12,000	18,000	24,000	30,000	35,000	42,000
	Rated Capacity	Btu/h	12,000	18,000	24,000	30,000	35,000	42,000
	Min. Capacity	Btu/h	6,000	8,000	12,000	12,000	12,000	18,000
	Total Input	W	1260	1940	2500	4100	4500	4600
	EER	Btu/h/W	9.5	9.3	9.6	7.3	7.8	9.1
	SEER	Btu/h/W	13.5	14.2	13.6	13.6	14.2	14.4
	Moisture Removal	Pints/h	1.7	3.0	5.1	7.2	8.1	10.9
*1	SHF		0.84	0.81	0.76	0.73	0.74	0.71
Heating	Max. Capacity	Btu/h	-	-	-	-	-	-
	Rated Capacity	Btu/h	-	-	-	-	-	-
	Min. Capacity	Btu/h	-	-	-	-	-	-
	Total Input	W	-	-	-	-	-	-
	COP	W/W	-	-	-	-	-	-
*1	HSPF (Ⅳ/Ⅴ)	Btu/h/W	-	-	-	-	-	-
Heating at low ambient	Rated Capacity	Btu/h	-	-	-	-	-	-
	Total Input	W	-	-	-	-	-	-
*2	COP	W/W	-	-	-	-	-	-
Power supply	Phase, Cycle, Voltage		1phase, 60Hz, 208/230V					
	Breaker size	A	15		25	30		
Voltage	Indoor - Outdoor S1-S2		AC 208 / 230V					
	Indoor - Outdoor S2-S3		DC24V					
	Indoor - Remote Controller		DC12V					
Indoor unit	MCA	A	1				2	
	MOCP	A	15					
	Fan Motor	F.L.A.	0.51				1.00	
	Fan Motor Output	W	50				120	
	Air flow DRY	CMM	11-12-13-15	12-14-16-18		14-16-18-21	20-23-26-30	22-25-28-31
	(Lo-M2-M1-Hi) WET	CMM	10-11-12-14	11-13-15-17		13-15-17-20	19-22-25-29	21-24-27-30
	Air flow DRY	CFM	390-420-460-530	420-490-570-640		490-570-640-740	710-810-920-1060	780-880-990-1090
	(Lo-M2-M1-Hi) WET	CFM	350-390-420-490	390-460-530-600		460-530-600-710	670-770-880-1030	740-850-950-1060
	External pressure	Pa	0					
	Sound level (Lo-M2-M1-Hi)	dB(A)	27-28-29-31	28-29-31-32		28-30-32-34	32-34-37-40	34-36-39-41
	External finish (Panel)		White Munsell 6.4Y 8.9 / 0.4					
	Dimension Unit (Panel)	W : mm [inch]	840 (950) [33-1/16 (37-3/8)]					
		D : mm [inch]	840 (950) [33-1/16 (37-3/8)]					
		H : mm [inch]	258 (35) [10-3/16 (1-3/8)]				298 (35) [11-3/4 (1-3/8)]	
	Weight Unit (Panel)	kg	22 (6)		23 (6)		25 (6)	
		lbs	49 (13)		51 (13)		55 (13)	
	Field drain pipe size O.D.	mm [inch]	32 [1-1/4]					
Remote Controller			Attached in Grille					
Outdoor unit	MCA	A	13		18	25		26
	MOCP	A	15	20	30	40		
	Fan Motor	F.L.A.	0.35		0.75			0.4 + 0.4
	Fan Motor Output	W	40		75			86 + 86
	Compressor		SNB130FPBM1		TNB220FLHM			ANV33FDPMT
		R.L.A	12					20
		L.R.A.	14			17.5		27.5
	Air flow	CMM [CFM]	34 [1,200]		55 [1,940]			100 [3,530]
	Refrigerant Control		Linear Expansion Valve					
	Defrost Method		-					
	Sound level at cooling	dB(A)	46		48			51
	Sound level at heating	dB(A)	-		-			-
	External finish		Ivory Munsell 3Y 7.8/1.1					
	Dimension	W : mm [inch]	800 [31-1/2]		950 [37-3/8]			
		D : mm [inch]	330+23 [13 + 7/8]		330+30 [13 + 1-3/16]			
		H : mm [inch]	600 [23-5/8]		943 [37-1/8]			1350 [53-1/8]
	Weight	kg [lbs]	41 [90]	44 [97]	74 [163]			117 [258]
Refrigerant	Type		R410A					
	Charge	kg [lbs, oz]	1.3 [2 lbs 14 oz]	1.7 [3 lbs 12 oz]	3.0 [6 lbs 10 oz]			4.5 [10 lbs]
	Oil	L [oz]	0.65 (MEL56) [20]		0.87 (FV50S) [28]			1.4 (FV50S) [45]
Refrigerant pipe size	Gas side O.D.	mm [inch]	12.7 [1/2]		15.88 [5/8]			
	Liquid side O.D.	mm [inch]	6.35 [1/4]		9.52 [3/8]			
Refrigerant pipe length	Height difference		Max. 30m [Max.100ft]					
	Length		Max. 30m [Max.100ft]		Max. 50 [Max.165ft]			
Refrigerant Piping			Not Supplied					
Connection Method			Flared					

NOTES : *1.Rating conditions (cooling)-Indoor : D.B. 26.7℃(80°F), W.B. 19.4℃(67°F) Outdoor : D.B. 35℃(95°F), W.B. 23.9℃(75°F)
(heating)-Indoor : D.B. 21.1℃(70°F), W.B. 15.6℃(60°F) Outdoor : D.B. 8.3℃(47°F), W.B. 6.1℃(43°F)
*2.Rating conditions(heating)-Indoor : D.B. 21.1℃(70°F), W.B. 15.6℃(60°F) Outdoor : D.B. -8.3℃(17°F), W.B. -9.4℃(15°F)

Operating range

		Indoor intake air temperature	Outdoor intake air temperature
Cooling	Maximum	D.B. 35℃(95°F), W.B. 21.7℃(71°F)	D.B. 46℃(115°F)
	Minimum	D.B. 19.4℃(67°F), W.B. 13.9℃(57°F)	D.B. -18℃(0°F)*
Heating	Maximum	D.B. 26.7℃(80°F), W.B. 19.4℃(67°F)	D.B. 21.1℃(70°F), W.B. 15℃(59°F)
	Minimum	D.B. 21.1℃(70°F), W.B. 15.6℃(60°F)	D.B. -11.1℃(12°F), W.B. -12.2℃(10°F)

* In case that the wind baffle is installed. (In case that the wind baffle is not installed, the minimum temperature will be -5℃(23°F)DB.)

Model name	Indoor unit		PLA-A18BA	PLA-A24BA	PLA-A30BA	PLA-A36BA	PLA-A42BA
	Outdoor unit		PUZ-A18NHA3 PUZ-A18NHA3-BS	PUZ-A24NHA3 PUZ-A24NHA3-BS	PUZ-A30NHA3 PUZ-A30NHA3-BS	PUZ-A36NHA3 PUZ-A36NHA3-BS	PUZ-A42NHA3 PUZ-A42NHA3-BS
Cooling	Max. Capacity	Btu/h	18,000	24,000	30,000	35,000	42,000
	Rated Capacity	Btu/h	18,000	24,000	30,000	35,000	42,000
	Min. Capacity	Btu/h	8,000	12,000	12,000	12,000	18,000
	Total Input	W	1940	2500	4100	4500	4600
	EER	Btu/h/W	9.3	9.6	7.3	7.8	9.1
	SEER	Btu/h/W	14.2	13.6	13.6	14.2	14.4
	Moisture Removal	Pints/h	3.0	5.1	7.2	8.1	10.9
*1	SHF		0.81	0.76	0.73	0.74	0.71
Heating	Max. Capacity	Btu/h	20,000	28,000	34,000	38,000	48,000
	Rated Capacity	Btu/h	19,000	26,000	32,000	37,000	45,000
	Min. Capacity	Btu/h	8,000	12,000	12,000	12,000	18,000
	Total Input	W	1900	2570	3370	3300	4450
	COP	W/W	2.93	2.96	2.78	3.28	2.96
*1	HSPF (Ⅳ/Ⅴ)	Btu/h/W	9.8 / 7.5	8.5 / 6.8	8.7 / 6.9	9.3 / 7.3	9.3 / 7.2
Heating at low ambient	Rated Capacity	Btu/h	13,000	16,000	23,000	25,000	30,000
	Total Input	W	1590	2200	3050	3070	4300
*2	COP	W/W	2.40	2.14	2.20	2.37	2.05
Power supply	Phase, Cycle, Voltage		1phase, 60Hz, 208/230V				
	Breaker size	A	15	25	30		
Voltage	Indoor - Outdoor S1-S2		AC 208 / 230V				
	Indoor - Outdoor S2-S3		DC24V				
	Indoor - Remote Controller		DC12V				
Indoor unit	MCA	A	1			2	
	MOCP	A	15				
	Fan Motor	F.L.A.	0.51			1.00	
	Fan Motor Output	W	50			120	
	Air flow DRY	CMM	12-14-16-18		14-16-18-21	20-23-26-30	22-25-28-31
	(Lo-M2-M1-Hi) WET	CMM	11-13-15-17		13-15-17-20	19-22-25-29	21-24-27-30
	Air flow DRY	CFM	420-490-570-640		490-570-640-740	710-810-920-1060	780-880-990-1090
	(Lo-M2-M1-Hi) WET	CFM	390-460-530-600		460-530-600-710	670-770-880-1030	740-850-950-1060
	External pressure	Pa	0				
	Sound level (Lo-M2-M1-Hi)	dB(A)	28-29-31-32		28-30-32-34	32-34-37-40	34-36-39-41
	External finish (Panel)		White Munsell 6.4Y 8.9 / 0.4				
	Dimension Unit (Panel)	W : mm [inch]	840 (950) [33-1/16 (37-3/8)]				
		D : mm [inch]	840 (950) [33-1/16 (37-3/8)]				
		H : mm [inch]	258 (35) [10-3/16 (1-3/8)]			298 (35) [11-3/4 (1-3/8)]	
	Weight Unit (Panel)	kg	22 (6)	23 (6)		25 (6)	
		lbs	49 (13)	51 (13)		55 (13)	
	Field drain pipe size O.D.	mm [inch]	32 [1-1/4]				
Remote Controller			Attached in Grille				
Outdoor unit	MCA	A	13	18	25		26
	MOCP	A	15	30	40		
	Fan Motor	F.L.A.	0.35	0.75			0.4 + 0.4
	Fan Motor Output	W	40	75			86 + 86
	Compressor		SNB130FPBM1	TNB220FLHM			ANV33FDPMT
		R.L.A	12				20
		L.R.A.	14		17.5		27.5
	Air flow	CMM [CFM]	34 [1,200]	55 [1,940]			100 [3,530]
	Refrigerant Control		Linear Expansion Valve				
	Defrost Method		Reverse Cycle				
	Sound level at cooling	dB(A)	46	48			51
	Sound level at heating	dB(A)	47	50			55
	External finish		Ivory Munsell 3Y 7.8/1.1				
	Dimension	W : mm [inch]	800 [31-1/2]	950 [37-3/8]			
		D : mm [inch]	330+23 [13 + 7/8]	330+30 [13 + 1-3/16]			
		H : mm [inch]	600 [23-5/8]	943 [37-1/8]			1350 [53-1/8]
	Weight	kg [lbs]	45 [99]	75 [165]			118 [260]
Refrigerant	Type		R410A				
	Charge	kg [lbs, oz]	1.7 [3 lbs 12 oz]	3.0 [6 lbs 10 oz]			4.5 [10 lbs]
	Oil	L [oz]	0.65 (MEL56) [20]	0.87 (FV50S) [28]			1.4 (FV50S) [45]
Refrigerant pipe size	Gas side O.D.	mm [inch]	12.7 [1/2]	15.88 [5/8]			
	Liquid side O.D.	mm [inch]	6.35 [1/4]	9.52 [3/8]			
Refrigerant pipe length	Height difference		Max. 30m [Max.100ft]				
	Length		Max. 30m [Max.100ft]	Max. 50 [Max.165ft]			
Refrigerant Piping			Not Supplied				
Connection Method			Flared				

NOTES : *1.Rating conditions (cooling)-Indoor : D.B. 26.7℃(80°F), W.B. 19.4℃(67°F) Outdoor : D.B. 35℃(95°F), W.B. 23.9℃(75°F)
(heating)-Indoor : D.B. 21.1℃(70°F), W.B. 15.6℃(60°F) Outdoor : D.B. 8.3℃(47°F), W.B. 6.1℃(43°F)
*2.Rating conditions(heating)-Indoor : D.B. 21.1℃(70°F), W.B. 15.6℃(60°F) Outdoor : D.B. -8.3℃(17°F), W.B. -9.4℃(15°F)

Operating range

		Indoor intake air temperature	Outdoor intake air temperature
Cooling	Maximum	D.B. 35℃(95°F), W.B. 21.7℃(71°F)	D.B. 46℃(115°F)
	Minimum	D.B. 19.4℃(67°F), W.B. 13.9℃(57°F)	D.B. -18℃(0°F)*
Heating	Maximum	D.B. 26.7℃(80°F), W.B. 19.4℃(67°F)	D.B. 21.1℃(70°F), W.B. 15℃(59°F)
	Minimum	D.B. 21.1℃(70°F), W.B. 15.6℃(60°F)	D.B. -11.1℃(12°F), W.B. -12.2℃(10°F)

* In case that the wind baffle is installed. (In case that the wind baffle is not installed, the minimum temperature will be -5℃(23°F)DB.)

2-2. INVERTER WALL-MOUNTED TYPE

Model name	Indoor unit		PKA-A12HA PKA-A12HAL	PKA-A18HA PKA-A18HAL	PKA-A24KA PKA-A24KAL	PKA-A30KA PKA-A30KAL	PKA-A36KA PKA-A36KAL
	Outdoor unit		PUY-A12NHA3 PUY-A12NHA3-BS	PUY-A18NHA3 PUY-A18NHA3-BS	PUY-A24NHA3 PUY-A24NHA3-BS	PUY-A30NHA3 PUY-A30NHA3-BS	PUY-A36NHA3 PUY-A36NHA3-BS
Cooling	Max. Capacity	Btu/h	12,000	18,000	24,000	30,000	34,200
	Rated Capacity	Btu/h	12,000	18,000	24,000	30,000	34,200
	Min. Capacity	Btu/h	6,000	8,000	12,000	12,000	12,000
	Total Input	W	1190	2240	2270	4130	5030
	EER	Btu/h/W	10.1	8.0	10.6	7.3	6.8
	SEER	Btu/h/W	15.2	15.3	17.0	15.5	14.0
	Moisture Removal	Pints/h	2.0	5.2	5.0	8.1	9.2
*1	SHF		0.81	0.68	0.77	0.70	0.70
Heating	Max. Capacity	Btu/h	–	–	–	–	–
	Rated Capacity	Btu/h	–	–	–	–	–
	Min. Capacity	Btu/h	–	–	–	–	–
	Total Input	W	–	–	–	–	–
	COP	W/W	–	–	–	–	–
*1	HSPF (Ⅳ/Ⅴ)	Btu/h/W	–	–	–	–	–
Heating at low ambient	Rated Capacity	Btu/h	–	–	–	–	–
	Total Input	W	–	–	–	–	–
*2	COP	W/W	–	–	–	–	–
Power supply	Phase, Cycle, Voltage		1phase , 60Hz , 208/230V				
	Breaker size	A	15		25	30	
Voltage	Indoor - Outdoor S1-S2		AC 208 / 230V				
	Indoor - Outdoor S2-S3		DC24V				
	Indoor - Remote Controller		DC12V : Wired type				
Indoor unit	MCA	A	1				
	MOCP	A	15				
	Fan Motor	F.L.A.	0.33		0.36		0.57
	Fan Motor Output	W	30		56		
	Air flow DRY	CMM	9-10.5-12		18-20-22		20-23-26
	(Lo-Mid-Hi) WET	CMM	8-9.5-11		16-18-20		18-21-23
	Air flow DRY	CFM	320-370-425		635-705-775		705-810-920
	(Lo-Mid-Hi) WET	CFM	290-335-380		570-635-700		635-730-830
	External pressure	Pa	0				
	Sound level (Lo-Mid-Hi)	dB(A)	36-40-43		39-42-45		43-46-49
	External finish (Panel)		White Munsell 1.0Y 9.2/0.2				
	Dimension Unit (Panel)	W : mm [inch]	898 [35-3/8]		1170 [46-1/16]		
		D : mm [inch]	249 [9-13/16]		295 [11-5/8]		
		H : mm [inch]	295 [11-5/8]		365 [14-3/8]		
	Weight	kg	13		21		
	Unit (Panel)	lbs	29		46		
	Field drain pipe size I.D.	mm [inch]	16 [5/8]				
Remote Controller			Attached in Indoor Unit				
Outdoor unit	MCA	A	13		18	25	
	MOCP	A	15	20	30	40	
	Fan Motor	F.L.A.	0.35		0.75		
	Fan Motor Output	W	40		75		
	Compressor		SNB130FPBM1		TNB220FLHM		
		R.L.A	12				
		L.R.A.	14			17.5	
	Air flow	CMM [CFM]	34 [1,200]		55 [1,940]		
	Refrigerant Control		Linear Expansion Valve				
	Defrost Method		–				
	Sound level at cooling	dB(A)	46		48		
	Sound level at heating	dB(A)	–		–		
	External finish		Ivory Munsell 3Y 7.8/1.1				
	Dimension	W : mm [inch]	800 [31-1/2]		950 [37-3/8]		
		D : mm [inch]	330+23 [13 + 7/8]		330+30 [13 + 1-3/16]		
		H : mm [inch]	600 [23-5/8]		943 [37-1/8]		
	Weight	kg [lbs]	41 [90]	44 [97]	74[163]		
Refrigerant	Type		R410A				
	Charge	kg [lbs, oz]	1.3 [2 lbs 14 oz]	1.7 [3 lbs 12 oz]	3.0 [6 lbs 10 oz]		
	Oil	L [oz]	0.65 (MEL56) [20]		0.87 (FV50S) [28]		
Refrigerant pipe size	Gas side O.D.	mm [inch]	12.7 [1/2]		15.88 [5/8]		
	Liquid side O.D.	mm [inch]	6.35 [1/4]		9.52 [3/8]		
Refrigerant pipe length	Height difference		Max. 30m [Max. 100ft]				
	Length		Max. 30m [Max. 100ft]		Max. 50m [Max. 165ft]		
Refrigerant Piping			Not Supplied				
Connection Method			Flared				

NOTES : *1.Rating conditions (cooling)-Indoor : D.B. 26.7℃ (80°F), W.B. 19.4℃ (67°F) Outdoor : D.B. 35℃ (95°F), W.B. 23.9℃ (75°F)
(heating)-Indoor : D.B. 21.1℃ (70°F), W.B. 15.6℃ (60°F) Outdoor : D.B. 8.3℃ (47°F), W.B. 6.1℃ (43°F)
*2.Rating conditions(heating)-Indoor : D.B. 21.1℃ (70°F), W.B. 15.6℃ (60°F) Outdoor : D.B. -8.3℃ (17°F), W.B. -9.4℃ (15°F)

Operating range

		Indoor intake air temperature	Outdoor intake air temperature
Cooling	Maximum	D.B. 35℃ (95°F), W.B. 21.7℃ (71°F)	D.B. 46℃ (115°F)
	Minimum	D.B. 19.4℃ (67°F), W.B. 13.9℃ (57°F)	D.B. -18℃ (0°F)*
Heating	Maximum	D.B. 26.7℃ (80°F), W.B. 19.4℃ (67°F)	D.B. 21.1℃ (70°F), W.B. 15℃ (59°F)
	Minimum	D.B. 21.1℃ (70°F), W.B. 15.6℃ (60°F)	D.B. -11.1℃ (12°F), W.B. -12.2℃ (10°F)

* In case that the wind baffle is installed. (In case that the wind baffle is not installed, the minimum temperature will be -5℃ (23°F)DB.)

Model name	Indoor unit		PKA-A18HA PKA-A18HAL	PKA-A24KA PKA-A24KAL	PKA-A30KA PKA-A30KAL	PKA-A36KA PKA-A36KAL
	Outdoor unit		PUZ-A18NHA3 PUZ-A18NHA3-BS	PUZ-A24NHA3 PUZ-A24NHA3-BS	PUZ-A30NHA3 PUZ-A30NHA3-BS	PUZ-A36NHA3 PUZ-A36NHA3-BS
Cooling	Max. Capacity	Btu/h	18,000	24,000	30,000	34,200
	Rated Capacity	Btu/h	18,000	24,000	30,000	34,200
	Min. Capacity	Btu/h	8,000	12,000	12,000	12,000
	Total Input	W	2240	2270	4130	5030
	EER	Btu/h/W	8.0	10.6	7.3	6.8
	SEER	Btu/h/W	15.3	17.0	15.5	14.0
	Moisture Removal	Pints/h	5.2	5.0	8.1	9.2
*1	SHF		0.68	0.77	0.70	0.70
Heating	Max. Capacity	Btu/h	20,000	28,000	34,000	38,000
	Rated Capacity	Btu/h	19,000	26,000	32,000	37,000
	Min. Capacity	Btu/h	8,000	12,000	12,000	12,000
	Total Input	W	1970	2330	3150	3610
	COP	W/W	2.83	3.27	2.98	3.00
*1	HSPF (Ⅳ/Ⅴ)	Btu/h/W	9.5 / 7.6	10.8 / 8.6	8.9 / 7.1	9.3 / 7.5
Heating at low ambient	Rated Capacity	Btu/h	13,000	18,000	23,000	25,000
	Total Input	W	1670	2200	2850	3030
*2	COP	W/W	2.28	2.40	2.37	2.42
Power supply	Phase, Cycle, Voltage		1phase , 60Hz , 208/230V			
	Breaker size	A	15	25	30	
Voltage	Indoor - Outdoor S1-S2		AC 208 / 230V			
	Indoor - Outdoor S2-S3		DC24V			
	Indoor - Remote Controller		DC12V : Wired type			
Indoor unit	MCA	A	1			
	MOCP	A	15			
	Fan Motor	F.L.A.	0.33	0.36		0.57
	Fan Motor Output	W	30	56		
	Air flow DRY	CMM	9-10.5-12	18-20-22		20-23-26
	(Lo-Mid-Hi) WET	CMM	8-9.5-11	16-18-20		18-21-23
	Air flow DRY	CFM	320-370-425	635-705-775		705-810-920
	(Lo-Mid-Hi) WET	CFM	290-335-380	570-635-700		635-730-830
	External pressure	Pa	0			
	Sound level (Lo-Mid-Hi)	dB(A)	36-40-43	39-42-45		43-46-49
	External finish (Panel)		White Munsell 1.0Y 9.2/0.2			
	Dimension Unit (Panel)	W : mm [inch]	898 [35-3/8]	1170 [46-1/16]		
		D : mm [inch]	249 [9-13/16]	295 [11-5/8]		
		H : mm [inch]	295 [11-5/8]	365 [14-3/8]		
	Weight Unit (Panel)	kg	13	21		
		lbs	29	46		
	Field drain pipe size I.D.	mm [inch]	16 [5/8]			
Remote Controller			Attached in Indoor Unit			
Outdoor unit	MCA	A	13	18	25	
	MOCP	A	20	30	40	
	Fan Motor	F.L.A.	0.35	0.75		
	Fan Motor Output	W	40	75		
	Compressor		SNB130FPBM1	TNB220FLHM		
		R.L.A	12			
		L.R.A.	14		17.5	
	Air flow	CMM [CFM]	34 [1,200]	55 [1,940]		
	Refrigerant Control		Linear Expansion Valve			
	Defrost Method		Reverse Cycle			
	Sound level at cooling	dB(A)	46	48		
	Sound level at heating	dB(A)	47	50		
	External finish		Ivory Munsell 3Y 7.8/1.1			
	Dimension	W : mm [inch]	800 [31-1/2]	950 [37-3/8]		
		D : mm [inch]	330+23 [13 + 7/8]	330+30 [13 + 1-3/16]		
		H : mm [inch]	600 [23-5/8]	943 [37-1/8]		
	Weight	kg [lbs]	45 [99]	75 [165]		
Refrigerant	Type		R410A			
	Charge	kg [lbs, oz]	1.7 [3 lbs 12 oz]	3.0 [6 lbs 10 oz]		
	Oil	L [oz]	0.65 (MEL56) [20]	0.87 (FV50S) [28]		
Refrigerant pipe size	Gas side O.D.	mm [inch]	12.7 [1/2]	15.88 [5/8]		
	Liquid side O.D.	mm [inch]	6.35 [1/4]	9.52 [3/8]		
Refrigerant pipe length	Height difference		Max. 30m [Max. 100ft]			
	Length		Max. 30m [Max. 100ft]	Max. 50m [Max. 165ft]		
Refrigerant Piping			Not Supplied			
Connection Method			Flared			

NOTES : *1.Rating conditions (cooling)-Indoor : D.B. 26.7℃(80°F), W.B. 19.4℃(67°F) Outdoor : D.B. 35℃(95°F), W.B. 23.9℃(75°F)
(heating)-Indoor : D.B. 21.1℃(70°F), W.B. 15.6℃(60°F) Outdoor : D.B. 8.3℃(47°F), W.B. 6.1℃(43°F)
*2.Rating conditions(heating)-Indoor : D.B. 21.1℃(70°F), W.B. 15.6℃(60°F) Outdoor : D.B. -8.3℃(17°F), W.B. -9.4℃(15°F)

Operating range

		Indoor intake air temperature	Outdoor intake air temperature
Cooling	Maximum	D.B. 35℃(95°F), W.B. 21.7℃(71°F)	D.B. 46℃(115°F)
	Minimum	D.B. 19.4℃(67°F), W.B. 13.9℃(57°F)	D.B. -18℃(0°F)*
Heating	Maximum	D.B. 26.7℃(80°F), W.B. 19.4℃(67°F)	D.B. 21.1℃(70°F), W.B. 15℃(59°F)
	Minimum	D.B. 21.1℃(70°F), W.B. 15.6℃(60°F)	D.B. -11.1℃(12°F), W.B. -12.2℃(10°F)

* In case that the wind baffle is installed. (In case that the wind baffle is not installed, the minimum temperature will be -5℃(23°F)DB.)

2-3. INVERTER CEILING-SUSPENDED TYPE

Model name	Indoor unit		PCA-A24KA	PCA-A30KA	PCA-A36KA	PCA-A42KA
	Outdoor unit		PUY-A24NHA3 PUY-A24NHA3-BS	PUY-A30NHA3 PUY-A30NHA3-BS	PUY-A36NHA3 PUY-A36NHA3-BS	PUY-A42NHA3 PUY-A42NHA3-BS
Cooling	Max. Capacity	Btu/h	24,000	30,000	35,000	42,000
	Rated Capacity	Btu/h	24,000	30,000	35,000	42,000
	Min. Capacity	Btu/h	12,000	12,000	12,000	18,000
	Total Input	W	2340	3760	4630	4110
	EER	Btu/h/W	10.3	8.0	7.6	10.2
	SEER	Btu/h/W	16.8	14.5	14.4	15.8
	Moisture Removal	Pints/h	5.8	8.3	8.5	11.7
*1	SHF		0.73	0.69	0.73	0.69
Heating	Max. Capacity	Btu/h	–	–	–	–
	Rated Capacity	Btu/h	–	–	–	–
	Min. Capacity	Btu/h	–	–	–	–
	Total Input	W	–	–	–	–
	COP	W/W	–	–	–	–
*1	HSPF (Ⅳ/Ⅴ)	Btu/h/W	–	–	–	–
Heating at low ambient	Rated Capacity	Btu/h	–	–	–	–
	Total Input	W	–	–	–	–
*2	COP	W/W	–	–	–	–
Power supply	Phase, Cycle, Voltage		1phase , 60Hz , 208/230V			
	Breaker size	A	25	30		
Voltage	Indoor - Outdoor S1-S2		AC 208 / 230V			
	Indoor - Outdoor S2-S3		DC24V			
	Indoor - Remote Controller		DC12V			
Indoor unit	MCA	A	1		2	
	MOCP	A	15			
	Fan Motor	F.L.A.	0.54		0.97	
	Fan Motor Output	W	95		160	
	Air flow DRY	CMM	15-16-17-19	16-17-18-20	22-24-26-28	23-25-27-29
	(Lo-M2-M1-Hi) WET	CMM	14-15-16-18	15-16-17-19	20-22-24-26	21-23-25-27
	Air flow DRY	CFM	530-565-600-670	565-600-635-705	775-850-920-990	810-885-955-1025
	(Lo-M2-M1-Hi) WET	CFM	495-530-565-635	530-565-600-670	705-775-850-920	740-810-885-955
	External pressure	Pa	0			
	Sound level (Lo-M2-M1-Hi)	dB(A)	33-35-37-40	35-37-39-41	37-39-41-43	39-41-43-45
	External finish (Panel)		White Munsell 6.4Y 8.9/0.4			
	Dimension Unit (Panel)	W : mm [inch]	1280 [50-3/8]		1600 [63]	
		D : mm [inch]	680 [26-3/4]			
		H : mm [inch]	230 [9-1/16]			
	Weight Unit (Panel)	kg	32		36	38
		lbs	71		79	84
	Field drain pipe size O.D.	mm [inch]	26 [1-1/32]			
Remote Controller			Attached in Indoor Unit			
Outdoor unit	MCA	A	18	25		26
	MOCP	A	30	40		
	Fan Motor	F.L.A.	0.75			0.4 + 0.4
	Fan Motor Output	W	75			86 + 86
	Compressor		TNB220FLHM			ANV33FDPMT
		R.L.A	12			20
		L.R.A.	14	17.5		27.5
	Air flow	CMM [CFM]	55 [1,940]			100 [3,530]
	Refrigerant Control		Linear Expansion Valve			
	Defrost Method		–			
	Sound level at cooling	dB(A)	48			51
	Sound level at heating	dB(A)	–			–
	External finish		Ivory Munsell 3Y 7.8/1.1			
	Dimension	W : mm [inch]	950 [37-3/8]			
		D : mm [inch]	330+30 [13 + 1-3/16]			
		H : mm [inch]	943 [37-1/8]			1350 [53-1/8]
	Weight	kg [lbs]	74[163]			117 [258]
Refrigerant	Type		R410A			
	Charge	kg [lbs]	3.0 [6 lbs 10 oz]			4.5 [10 lbs]
	Oil	L [oz]	0.87 (FV50S) [28]			1.4 (FV50S) [45]
Refrigerant pipe size	Gas side O.D.	mm [inch]	15.88 [5/8]			
	Liquid side O.D.	mm [inch]	9.52 [3/8]			
Refrigerant pipe length	Height difference		Max. 30m [Max. 100ft]			
	Length		Max. 50m [Max. 165ft]			
Refrigerant Piping			Not Supplied			
Connection Method			Flared			

NOTES : *1.Rating conditions (cooling)-Indoor : D.B. 26.7℃(80°F), W.B. 19.4℃(67°F) Outdoor : D.B. 35℃(95°F), W.B. 23.9℃(75°F)
(heating)-Indoor : D.B. 21.1℃(70°F), W.B. 15.6℃(60°F) Outdoor : D.B. 8.3℃(47°F), W.B. 6.1℃(43°F)
*2.Rating conditions(heating)-Indoor : D.B. 21.1℃(70°F), W.B. 15.6℃(60°F) Outdoor : D.B. -8.3℃(17°F), W.B. -9.4℃(15°F)

Operating range

		Indoor intake air temperature	Outdoor intake air temperature
Cooling	Maximum	D.B. 35℃(95°F), W.B. 21.7℃(71°F)	D.B. 46℃(115°F)
	Minimum	D.B. 19.4℃(67°F), W.B. 13.9℃(57°F)	D.B. -18℃(0°F)*
Heating	Maximum	D.B. 26.7℃(80°F), W.B. 19.4℃(67°F)	D.B. 21.1℃(70°F), W.B. 15℃(59°F)
	Minimum	D.B. 21.1℃(70°F), W.B. 15.6℃(60°F)	D.B. -11.1℃(12°F), W.B. -12.2℃(10°F)

* In case that the wind baffle is installed. (In case that the wind baffle is not installed, the minimum temperature will be -5℃(23°F)DB.)

Model name	Indoor unit		PCA-A24KA	PCA-A30KA	PCA-A36KA	PCA-A42KA
	Outdoor unit		PUZ-A24NHA3 PUZ-A24NHA3-BS	PUZ-A30NHA3 PUZ-A30NHA3-BS	PUZ-A36NHA3 PUZ-A36NHA3-BS	PUZ-A42NHA3 PUZ-A42NHA3-BS
Cooling	Max. Capacity	Btu/h	24,000	30,000	35,000	42,000
	Rated Capacity	Btu/h	24,000	30,000	35,000	42,000
	Min. Capacity	Btu/h	12,000	12,000	12,000	18,000
	Total Input	W	2340	3760	4630	4110
	EER	Btu/h/W	10.3	8.0	7.6	10.2
	SEER	Btu/h/W	16.8	14.5	14.4	15.8
	Moisture Removal	Pints/h	5.8	8.3	8.5	11.7
*1	SHF		0.73	0.69	0.73	0.69
Heating	Max. Capacity	Btu/h	28,000	34,000	38,000	48,000
	Rated Capacity	Btu/h	26,000	32,000	37,000	45,000
	Min. Capacity	Btu/h	12,000	12,000	12,000	18,000
	Total Input	W	2310	3210	3190	3830
	COP	W/W	3.30	2.92	3.40	3.44
*1	HSPF (Ⅳ/Ⅴ)	Btu/h/W	10.9 / 8.9	9.2 / 7.1	10.2 / 8.1	10.2 / 8.3
Heating at low ambient	Rated Capacity	Btu/h	18,000	23,000	25,000	30,000
	Total Input	W	2220	2940	2800	3820
*2	COP	W/W	2.38	2.29	2.62	2.30
Power supply	Phase, Cycle, Voltage		1phase , 60Hz , 208/230V			
	Breaker size	A	25	30		
Voltage	Indoor - Outdoor S1-S2		AC 208 / 230V			
	Indoor - Outdoor S2-S3		DC24V			
	Indoor - Remote Controller		DC12V			
Indoor unit	MCA	A	1		2	
	MOCP	A	15			
	Fan Motor	F.L.A.	0.54		0.97	
	Fan Motor Output	W	95		160	
	Air flow DRY	CMM	15-16-17-19	16-17-18-20	22-24-26-28	23-25-27-29
	(Lo-M2-M1-Hi) WET	CMM	14-15-16-18	15-16-17-19	20-22-24-26	21-23-25-27
	Air flow DRY	CFM	530-565-600-670	565-600-635-705	775-850-920-990	810-885-955-1025
	(Lo-M2-M1-Hi) WET	CFM	495-530-565-635	530-565-600-670	705-775-850-920	740-810-885-955
	External pressure	Pa	0			
	Sound level (Lo-M2-M1-Hi)	dB(A)	33-35-37-40	35-37-39-41	37-39-41-43	39-41-43-45
	External finish (Panel)		White Munsell 6.4Y 8.9/0.4			
	Dimension Unit (Panel)	W : mm [inch]	1280 [50-3/8]		1600 [63]	
		D : mm [inch]	680 [26-3/4]			
		H : mm [inch]	230 [9-1/16]			
	Weight	kg	32		36	38
	Unit (Panel)	lbs	71		79	84
	Field drain pipe size O.D.	mm [inch]	26 [1-1/32]			
Remote Controller			Attached in Indoor Unit			
Outdoor unit	MCA	A	18	25		26
	MOCP	A	30	40		
	Fan Motor	F.L.A.	0.75			0.4 + 0.4
	Fan Motor Output	W	75			86 + 86
	Compressor		TNB220FLHM			ANV33FDPMT
		R.L.A	12			20
		L.R.A.	14	17.5		27.5
	Air flow	CMM [CFM]	55 [1,940]			100 [3,530]
	Refrigerant Control		Linear Expansion Valve			
	Defrost Method		Reverse Cycle			
	Sound level at cooling	dB(A)	48			51
	Sound level at heating	dB(A)	50			55
	External finish		Ivory Munsell 3Y 7.8/1.1			
	Dimension	W : mm [inch]	950 [37-3/8]			
		D : mm [inch]	330+30 [13 + 1-3/16]			
		H : mm [inch]	943 [37-1/8]			1350 [53-1/8]
	Weight	kg [lbs]	75 [165]			118 [260]
Refrigerant	Type		R410A			
	Charge	kg [lbs]	3.0 [6 lbs 10 oz]			4.5 [10 lbs]
	Oil	L [oz]	0.87 (FV50S) [28]			1.4 (FV50S) [45]
Refrigerant pipe size	Gas side O.D.	mm [inch]	15.88 [5/8]			
	Liquid side O.D.	mm [inch]	9.52 [3/8]			
Refrigerant pipe length	Height difference		Max. 30m [Max. 100ft]			
	Length		Max. 50m [Max. 165ft]			
Refrigerant Piping			Not Supplied			
Connection Method			Flared			

NOTES : *1.Rating conditions (cooling)-Indoor : D.B. 26.7℃(80°F), W.B. 19.4℃(67°F) Outdoor : D.B. 35℃(95°F), W.B. 23.9℃(75°F)
(heating)-Indoor : D.B. 21.1℃(70°F), W.B. 15.6℃(60°F) Outdoor : D.B. 8.3℃(47°F), W.B. 6.1℃(43°F)
*2.Rating conditions(heating)-Indoor : D.B. 21.1℃(70°F), W.B. 15.6℃(60°F) Outdoor : D.B. -8.3℃(17°F), W.B. -9.4℃(15°F)

Operating range

		Indoor intake air temperature	Outdoor intake air temperature
Cooling	Maximum	D.B. 35℃(95°F), W.B. 21.7℃(71°F)	D.B. 46℃(115°F)
	Minimum	D.B. 19.4℃(67°F), W.B. 13.9℃(57°F)	D.B. -18℃(0°F)*
Heating	Maximum	D.B. 26.7℃(80°F), W.B. 19.4℃(67°F)	D.B. 21.1℃(70°F), W.B. 15℃(59°F)
	Minimum	D.B. 21.1℃(70°F), W.B. 15.6℃(60°F)	D.B. -11.1℃(12°F), W.B. -12.2℃(10°F)

* In case that the wind baffle is installed. (In case that the wind baffle is not installed, the minimum temperature will be -5℃(23°F)DB.)

2-4. INVERTER CEILING CONCEALED TYPE (PEA/PEAD)

Model name	Indoor unit		PEA-A12AA	PEA-A18AA	PEA-A18AA
	Outdoor unit		PUY-A12NHA3	PUY-A18NHA3	PUZ-A18NHA3
			PUY-A12NHA3-BS	PUY-A18NHA3-BS	PUZ-A18NHA3-BS
Cooling	Max. Capacity	Btu/h	12,000	18,000	18,000
	Rated Capacity	Btu/h	12,000	18,000	18,000
	Min. Capacity	Btu/h	6,000	8,000	8,000
	Total Input	W	1240	2150	2150
	EER	Btu/h	9.7	8.4	8.4
	SEER	Btu/h	13.8	14.3	14.3
	Moisture Removal	Pints/h	2.47	3.26	3.26
*1	SHF		0.77	0.80	0.80
Heating	Max. Capacity	Btu/h	-	-	20,000
	Rated Capacity	Btu/h	-	-	19,000
	Min. Capacity	Btu/h	-	-	8,000
	Total Input	W	-	-	1540
	COP	W/W	-	-	3.61
*1	HSPF(IV/V)	Btu/h/W	-	-	10.0 / 8.0
Heating	Rated Capacity	Btu/h	-	-	13,000
at low ambient	Total Input	W	-	-	1520
*2	COP	W/W	-	-	2.51
Power supply	Phase,Cycle,Voltage		1phase, 60Hz, 208/230V		
	Breaker size	A	15		
Voltage	Indoor - Outdoor S1-S2		AC208 / 230V		
	Indoor - Outdoor S2-S3		DC24V		
	Indoor - Remote controller		DC12V		
Indoor unit	MCA	A	1	2	
	MOCP	A	15	15	
	Fan Motor	F.L.A	0.57	0.74	
	Fan Motor Output	W	96		
	Air flow DRY	CMM	7-9-11	12-15-18	
	(Lo-Mid-Hi) WET	CMM	6-8-10	11-14-17	
	Air flow DRY	CFM	247-317-388	423-529-635	
	(Lo-Mid-Hi) WET	CFM	222-285-349	381-476-572	
	External pressure	in.WG [Pa]	0.02/0.06/0.14/0.20 [5/15/35/50]		
	Sound level (Lo-Mid-Hi)	dB(A)	23-28-33	30-34-38	
	External finish		Galvanized		
	Dimension	W:mm[inch]	990[39]	1190[46-7/8]	
	Unit (Panel)	D:mm[inch]	700[27-9/16]	700[27-9/16]	
		H:mm[inch]	200[7-7/8]	200[7-7/8]	
	Weight	kg	21	27	
	Unit	lbs	48	60	
	Field Drain pipe seize O.D.	mm[inch]	32 [1-9/32]		
Remote Controller			Attached in indoor Unit		
Outdoor unit	MCA	A	13		
	MOCP	A	15	20	
	Fan Motor	F.L.A.	0.35		
	Fan Motor Output	W	40		
	Compressor		SNB130FPBM1		
		R.L.A.	12		
		L.R.A.	14		
	Air flow	CMM[CFM]	34 [1,200]		
	Refrigerant Control		Linear Expansion Valve		
	Defrost Method		-	-	Reverse Cycle
	Sound level at cooling	dB(A)	46		
	Sound level at heating	dB(A)	-	-	47
	External finish		Ivory Munsell 3Y 7.8/1.1		
	Dimension	W:mm[inch]	800 [31-1/2]		
		D:mm[inch]	330+23 [13+7/8]		
		H:mm[inch]	600 [23-5/8]		
	Weignt	kg[lbs]	41[90]	44[97]	45[99]
Refrigerant	Type		R410A		
	Charge	kg[lbs,oz]	1.3 [2lbs 14oz]	1.7 [3lbs 12oz]	
	Oil	L[oz]	0.65 (MEL 56) [20]		
Refrigerant pipe size	Gas side O.D.	mm[inch]	12.7 [1/2]		
	Liquid side O.D.	mm[inch]	6.35 [1/4]		
Refrigerant pipe length	Height difference		Max. 30m [Max.100ft]		
	Length		Max. 30m [Max.100ft]		
Refrigerant Piping			Not Supplied		
Connection Method			Flared		

NOTES : *1.Rating conditions (cooling)-Indoor : D.B. 26.7℃(80°F), W.B. 19.4℃(67°F) Outdoor : D.B. 35℃(95°F), W.B. 23.9℃(75°F)
(heating)-Indoor : D.B. 21.1℃(70°F), W.B. 15.6℃(60°F) Outdoor : D.B. 8.3℃(47°F), W.B. 6.1℃(43°F)
*2.Rating conditions(heating)-Indoor : D.B. 21.1℃(70°F), W.B. 15.6℃(60°F) Outdoor : D.B. -8.3℃(17°F), W.B. -9.4℃(15°F)

Operating range

		Indoor intake air temperature	Outdoor intake air temperature
Cooling	Maximum	D.B. 35℃(95°F), W.B. 21.7℃(71°F)	D.B. 46℃(115°F)
	Minimum	D.B. 19.4℃(67°F), W.B. 13.9℃(57°F)	D.B. -18℃(0°F)*
Heating	Maximum	D.B. 26.7℃(80°F), W.B. 19.4℃(67°F)	D.B. 21.1℃(70°F), W.B. 15℃(59°F)
	Minimum	D.B. 21.1℃(70°F), W.B. 15.6℃(60°F)	D.B. -11.1℃(12°F), W.B. -12.2℃(10°F)

* In case that the wind baffle is installed. (In case that the wind baffle is not installed, the minimum temperature will be -5℃(23°F)DB.)

Model name	Indoor unit		PEAD-A24AA	PEAD-A30AA	PEAD-A36AA	PEAD-A42AA
	Outdoor unit		PUY-A24NHA3	PUY-A30NHA3	PUY-A36NHA3	PUY-A42NHA3
			PUY-A24NHA3-BS	PUY-A30NHA3-BS	PUY-A36NHA3-BS	PUY-A42NHA3-BS
Cooling	Max. Capacity	Btu/h	24,000	30,000	35,000	42,000
	Rated Capacity	Btu/h	24,000	30,000	35,000	42,000
	Min. Capacity	Btu/h	12,000	12,000	12,000	18,000
	Total Input	W	2400	3850	4850	5350
	EER	Btu/h	10.0	7.7	7.2	7.8
	SEER	Btu/h	16.0	15.5	15.0	13.8
	Moisture Removal	Pints/h	6.9	8.6	7.9	9.0
*1	SHF		0.68	0.68	0.75	0.76
Heating	Max. Capacity	Btu/h	-	-	-	-
	Rated Capacity	Btu/h	-	-	-	-
	Min. Capacity	Btu/h	-	-	-	-
	Total Input	W	-	-	-	-
	COP	W/W	-	-	-	-
*1	HSPF(IV/V)	Btu/h/W	-	-	-	-
Heating	Rated Capacity	Btu/h	-	-	-	-
at low ambient	Total Input	W	-	-	-	-
*2	COP	W/W	-	-	-	-
Power supply	Phase,Cycle,Voltage		1phase, 60Hz, 208/230V			
	Breaker size	A	25	30		
Voltage	Indoor - Outdoor S1-S2		AC208 / 230V			
	Indoor - Outdoor S2-S3		DC24V			
	Indoor - Remote controller		DC12V			
Indoor unit	MCA	A	2.63	2.73	3.30	3.50
	MOCP	A	15	15	15	15
	Fan Motor	F.L.A	2.10	2.18	2.64	2.80
	Fan Motor Output	W	121		244	
	Air flow DRY	CMM	14.5-18-21	17.5-21-25	24-29-34	29.5-35.5-42
	(Lo-Mid-Hi) WET	CMM	14-17-19	16-19-23	22-27-32	27-33-40
	Air flow DRY	CFM	512-636-742	618-742-883	847-1024-1201	1042-1254-1483
	(Lo-Mid-Hi) WET	CFM	494-600-671	565-671-812	777-953-1130	953-1165-1412
	External pressure	in.WG [Pa]	[35/50/70/100/150]			
	Sound level (Lo-Mid-Hi)	dB(A)	30-33-37	30-34-39	33-38-42	36-40-44
	External finish		Galvanized			
	Dimension	W:mm[inch]	1100[43-5/16]		1400[55-1/8]	
	Unit (Panel)	D:mm[inch]	732[28-7/8]			
		H:mm[inch]	250[9-7/8]			
	Weight	kg	33		41	43
	Unit	lbs	73		91	95
	Field Drain pipe seize O.D.	mm[inch]	32 [1-1/4]			
Remote Controller			Attached in indoor Unit			
Outdoor unit	MCA	A	18	25		26
	MOCP	A	30	40		
	Fan Motor	F.L.A.	0.75			0.4+0.4
	Fan Motor Output	W	75			86+86
	Compressor		TNB220FLHM			ANV33FDPMT
		R.L.A.	12			20
		L.R.A.	14	17.5		27.5
	Air flow	CMM[CFM]	55 [1,940]			100[3,530]
	Refrigerant Control		Linear Expansion Valve			
	Defrost Method		-			
	Sound level at cooling	dB(A)	48			51
	Sound level at heating	dB(A)	-			
	External finish		Ivory Munsell 3Y 7.8/1.1			
	Dimension	W:mm[inch]	950 [37-3/8]			
		D:mm[inch]	330+30 [13+1-3/16]			1350[53-1/8]
		H:mm[inch]	943 [37-1/8]			118[260]
	Weignt	kg[lbs]	75[165]			118[260]
Refrigerant	Type		R410A			
	Charge	kg[lbs,oz]	3.0 [6 lbs 10oz]			4.5 [10lbs]
	Oil	L[oz]	0.87 (FV50S) [28]			1.4 (FV50S) [45]
Refrigerant pipe size	Gas side O.D.	mm[inch]	15.88[5/8]			
	Liquid side O.D.	mm[inch]	9.52[3/8]			
Refrigerant pipe length	Height difference		Max. 30m [Max.100ft]			
	Length		Max. 50m [Max.165ft]			
Refrigerant Piping			Not Supplied			
Connection Method			Flared			

NOTES : *1.Rating conditions (cooling)-Indoor : D.B. 26.7℃(80°F), W.B. 19.4℃(67°F) Outdoor : D.B. 35℃(95°F), W.B. 23.9℃(75°F)
(heating)-Indoor : D.B. 21.1℃(70°F), W.B. 15.6℃(60°F) Outdoor : D.B. 8.3℃(47°F), W.B. 6.1℃(43°F)
*2.Rating conditions(heating)-Indoor : D.B. 21.1℃(70°F), W.B. 15.6℃(60°F) Outdoor : D.B. -8.3℃(17°F), W.B. -9.4℃(15°F)

Operating range

		Indoor intake air temperature	Outdoor intake air temperature
Cooling	Maximum	D.B. 35℃(95°F), W.B. 21.7℃(71°F)	D.B. 46℃(115°F)
	Minimum	D.B. 19.4℃(67°F), W.B. 13.9℃(57°F)	D.B. -18℃(0°F)*
Heating	Maximum	D.B. 26.7℃(80°F), W.B. 19.4℃(67°F)	D.B. 21.1℃(70°F), W.B. 15℃(59°F)
	Minimum	D.B. 21.1℃(70°F), W.B. 15.6℃(60°F)	D.B. -11.1℃(12°F), W.B. -12.2℃(10°F)

* In case that the wind baffle is installed. (In case that the wind baffle is not installed, the minimum temperature will be -5℃(23°F)DB.)

Model name	Indoor unit		PEAD-A24AA	PEAD-A30AA	PEAD-A36AA	PEAD-A42AA
	Outdoor unit		PUZ-A24NHA3	PUZ-A30NHA3	PUZ-A36NHA3	PUZ-A42NHA3
			PUZ-A24NHA3-BS	PUZ-A30NHA3-BS	PUZ-A36NHA3-BS	PUZ-A42NHA3-BS
Cooling	Max. Capacity	Btu/h	24,000	30,000	35,000	42,000
	Rated Capacity	Btu/h	24,000	30,000	35,000	42,000
	Min. Capacity	Btu/h	12,000	12,000	12,000	18,000
	Total Input	W	2400	3850	4850	5350
	EER	Btu/h	10.0	7.7	7.2	7.8
	SEER	Btu/h	16.0	15.5	15.0	13.8
	Moisture Removal	Pints/h	6.9	8.6	7.9	9.0
*1	SHF		0.68	0.68	0.75	0.76
Heating	Max. Capacity	Btu/h	28,000	34,000	38,000	48,000
	Rated Capacity	Btu/h	26,000	32,000	37,000	45,000
	Min. Capacity	Btu/h	12,000	12,000	12,000	18,000
	Total Input	W	2250	2990	3290	3820
	COP	W/W	3.38	3.13	3.29	3.45
*1	HSPF(IV/V)	Btu/h/W	10.2/8.2	9.4/7.2	9.8/7.9	10.0/8.0
Heating	Rated Capacity	Btu/h	18,000	23,000	25,000	30,000
at low ambient	Total Input	W	2130	2750	2810	3820
*2	COP	W/W	2.47	2.45	2.60	2.30
Power supply	Phase,Cycle,Voltage		1phase, 60Hz, 208/230V			
	Breaker size	A	25	30		
Voltage	Indoor - Outdoor S1-S2		AC208 / 230V			
	Indoor - Outdoor S2-S3		DC24V			
	Indoor - Remote controller		DC12V			
Indoor unit	MCA	A	2.63	2.73	3.30	3.50
	MOCP	A	15	15	15	15
	Fan Motor	F.L.A	2.10	2.18	2.64	2.80
	Fan Motor Output	W	121		244	
	Air flow DRY	CMM	14.5-18-21	17.5-21-25	24-29-34	29.5-35.5-42
	(Lo-Mid-Hi) WET	CMM	14-17-19	16-19-23	22-27-32	27-33-40
	Air flow DRY	CFM	512-636-742	618-742-883	847-1024-1201	1042-1254-1483
	(Lo-Mid-Hi) WET	CFM	494-600-671	565-671-812	777-953-1130	953-1165-1412
	External pressure	in.WG [Pa]	[35/50/70/100/150]			
	Sound level (Lo-Mid-Hi)	dB(A)	30-33-37	30-34-39	33-38-42	36-40-44
	External finish		Galvanized			
	Dimension	W:mm[inch]	1100[43-5/16]		1400[55-1/8]	
	Unit (Panel)	D:mm[inch]	732[28-7/8]			
		H:mm[inch]	250[9-7/8]			
	Weight	kg	33		41	43
	Unit	lbs	73		91	95
	Field Drain pipe seize O.D.	mm[inch]	32 [1-1/4]			
Remote Controller			Attached in indoor Unit			
Outdoor unit	MCA	A	18	25		26
	MOCP	A	30	40		
	Fan Motor	F.L.A.	0.75			0.4+0.4
	Fan Motor Output	W	75			86+86
	Compressor		TNB220FLHM			ANV33FDPMT
		R.L.A.	12			20
		L.R.A.	14	17.5		27.5
	Air flow	CMM[CFM]	55 [1,940]			100[3,530]
	Refrigerant Control		Linear Expansion Valve			
	Defrost Method		Reverse Cycle			
	Sound level at cooling	dB(A)	48			51
	Sound level at heating	dB(A)	50			55
	External finish		Ivory Munsell 3Y 7.8/1.1			
	Dimension	W:mm[inch]	950 [37-3/8]			
		D:mm[inch]	330+30 [13+1-3/16]			1350[53-1/8]
		H:mm[inch]	943 [37-1/8]			118[260]
	Weignt	kg[lbs]	75[165]			118[260]
Refrigerant	Type		R410A			
	Charge	kg[lbs,oz]	3.0 [6 lbs 10oz]			4.5 [10lbs]
	Oil	L[oz]	0.87 (FV50S) [28]			1.4 (FV50S) [45]
Refrigerant pipe size	Gas side O.D.	mm[inch]	15.88[5/8]			
	Liquid side O.D.	mm[inch]	9.52[3/8]			
Refrigerant pipe length	Height difference		Max. 30m [Max.100ft]			
	Length		Max. 50m [Max.165ft]			
Refrigerant Piping			Not Supplied			
Connection Method			Flared			

NOTES : *1.Rating conditions (cooling)-Indoor : D.B. 26.7℃(80°F), W.B. 19.4℃(67°F) Outdoor : D.B. 35℃(95°F), W.B. 23.9℃(75°F)
(heating)-Indoor : D.B. 21.1℃(70°F), W.B. 15.6℃(60°F) Outdoor : D.B. 8.3℃(47°F), W.B. 6.1℃(43°F)
*2.Rating conditions(heating)-Indoor : D.B. 21.1℃(70°F), W.B. 15.6℃(60°F) Outdoor : D.B. -8.3℃(17°F), W.B. -9.4℃(15°F)

Operating range

		Indoor intake air temperature	Outdoor intake air temperature
Cooling	Maximum	D.B. 35℃(95°F), W.B. 21.7℃(71°F)	D.B. 46℃(115°F)
	Minimum	D.B. 19.4℃(67°F), W.B. 13.9℃(57°F)	D.B. -18℃(0°F)*
Heating	Maximum	D.B. 26.7℃(80°F), W.B. 19.4℃(67°F)	D.B. 21.1℃(70°F), W.B. 15℃(59°F)
	Minimum	D.B. 21.1℃(70°F), W.B. 15.6℃(60°F)	D.B. -11.1℃(12°F), W.B. -12.2℃(10°F)

* In case that the wind baffle is installed. (In case that the wind baffle is not installed, the minimum temperature will be -5℃(23°F)DB.)

2-5. HYPER HEATING INVERTER

Model name	Indoor unit		PLA-A30BA	PLA-A36BA	PKA-A30KA(L)	PKA-A36KA(L)
	Outdoor unit		PUZ-HA30NHA2	PUZ-HA36NHA2	PUZ-HA30NHA2	PUZ-HA36NHA2
Cooling	Max. Capacity	Btu/h	30,000	36,000	30,000	34,200
	Rated Capacity	Btu/h	30,000	34,000	30,000	33,500
	Min. Capacity	Btu/h	18,000	18,000	18,000	18,000
	Total Input	W	2,450	2,690	2,500	2,790
	EER	Btu/h/W	12.2	12.6	12.0	12.0
	SEER	Btu/h/W	15.6	17.0	16.5	16.2
	Moisture Removal	Pints/h	7.2	7.1	8.1	8.7
*1	SHF		0.73	0.71	0.70	0.71
Heating	Max. Capacity	Btu/h	34,000	40,000	34,000	40,000
	Rated Capacity	Btu/h	32,000	38,000	32,000	38,000
	Min. Capacity	Btu/h	18,000	18,000	18,000	18,000
	Total Input	W	3,440	3,230	2,930	3,410
	COP	W/W	2.73	3.45	3.20	3.27
*1	HSPF(IV/V)	Btu/h/W	9.4 / 7.1	10.0 / 8.0	9.5 / 7.3	10.0 / 7.8
Heating at 17°F(-8.3°C)	Max.Capacity	Btu/h	32,000	38,000	32,000	38,000
	Total Input	W	5,720	5,300	5,080	6,010
*2	COP	W/W	1.64	2.10	1.85	1.85
Heating at 5°F(-15°C)	Max. Capacity	Btu/h	32,000	38,000	32,000	38,000
	Total Input	W	6,630	5,860	5,770	6,760
*3	COP	W/W	1.41	1.90	1.63	1.65
Power supply	Phase, Cycle, Voltage		1phase, 60Hz, 208/230V		1phase, 60Hz, 208/230V	
	Breaker size	A	30		30	
Voltage	Indoor - Outdoor S1 - S2		AC208/230V		AC208/230V	
	Indoor - Outdoor S2 - S3		DC24V		DC24V	
	Indoor - Remote Controller		DC12V		DC12V : Wired type	
Indoor unit	MCA	A	1	2	1	
	MOCP	A	15		15	
	Fan Motor	F.L.A.	0.51	1.00	0.36	0.57
	Fan Motor Output	W	50	120	56	
	Airflow DRY	CMM	14-16-18-21	20-23-26-30	18-20-22	20-23-26
	Airflow WET	CMM	13-15-17-20	19-22-25-29	16-18-20	18-21-23
	Airflow DRY	CFM	490-570-640-740	710-810-920-1060	635-705-775	705-810-920
	Airflow WET	CFM	460-530-600-710	670-770-880-1030	570-635-700	635-730-830
	External pressure	Pa	0		0	
	Sound level	dB(A)	28-30-32-34	32-34-37-40	39-42-45	43-46-49
	External finish (Grille)		White Munsell 6.4Y 8.9/0.4		White Munsell 1.0Y 9.2/0.2	
	Dimension Unit (Grille)	W : mm[inch]	840(950) [33-1/16(37-3/8)]		1170 [46-1/16]	
		D : mm[inch]	840(950) [33-1/16(37-3/8)]		295 [11-5/8]	
		H : mm[inch]	258(35) [10-3/16(1-3/8)]	298(35) [11-3/4(1-3/8)]	365 [14-3/8]	
	Weight Unit(Grille)	kg	23(6)	25(6)	21	
	Weight Unit(Grille)	lbs	51(13)	55(13)	46	
	Field drain pipe size	mm[inch]	O.D. 32 [1-1/4]		I.D. 16 [5/8]	
Remote Controller			Attached in Grille		Attached in Indoor unit	
Outdoor unit	MCA	A	28		28	
	MOCP	A	40		40	
	Fan Motor	F.L.A.	0.4 + 0.4		0.4 + 0.4	
	Fan Motor Output	W	60 + 60		60 + 60	
	Compressor	Type	ANB33FJEMT	ANB33FJEMT	ANB33FJEMT	ANB33FJEMT
		R.L.A.	18		18	
		L.R.A.	27.5		27.5	
	Air flow	CMM[CFM]	100[3,530]		100[3,530]	
	Refrigerant Control		Electronic Expansion Valve		Electronic Expansion Valve	
	Defrost Method		Reverse Cycle		Reverse Cycle	
	Sound level at cooling	dB(A)	52		52	
	Sound level at heating	dB(A)	53		53	
	External finish		Ivory Munsell 3Y 7.8/1.1		Ivory Munsell 3Y 7.8/1.1	
	Dimension	W : mm[inch]	950 [37-3/8]		950 [37-3/8]	
		D : mm[inch]	330 + 30 [13 + 1-3/16]		330 + 30 [13 + 1-3/16]	
		H : mm[inch]	1,350 [53-1/8]		1,350 [53-1/8]	
	Weight	kg[lbs]	120 [265]		120 [265]	
Refrigerant	Type		R410A		R410A	
	Charge	kg[lbs, oz]	5.5 [12 lbs]		5.5 [12 lbs]	
	Oil	L[oz]	1.4(FV50S) [45]		1.4(FV50S) [45]	
Refrigerant pipe size	Gas side O.D.	mm[inch]	15.88 [5/8]		15.88 [5/8]	
	Liquid side O.D.	mm[inch]	9.52 [3/8]		9.52 [3/8]	
Refrigerant pipe length	Height difference		Max.30m [Max.100ft]		Max.30m [Max.100ft]	
	Length		Max.75m [Max.245ft]		Max.75m [Max.245ft]	
Refrigerant Piping			Not Supplied		Not Supplied	
Connection Method			Flared		Flared	

NOTES : *1.Rating conditions (cooling)-Indoor : D.B. 26.7°C(80°F), W.B. 19.4°C(67°F) Outdoor : D.B. 35°C(95°F), W.B. 23.9°C(75°F)
(heating)-Indoor : D.B. 21.1°C(70°F), W.B. 15.6°C(60°F) Outdoor : D.B. 8.3°C(47°F), W.B. 6.1°C(43°F)
*2.Conditions (heating)-Indoor : D.B. 21.1°C(70°F), W.B. 15.6°C(60°F) Outdoor : D.B. -8.3°C(17°F), W.B. -9.4°C(15°F)
*3.Conditions (heating)-Indoor : D.B. 21.1°C(70°F), W.B. 15.6°C(60°F) Outdoor : D.B. -15°C(5°F), W.B. -15°C(5°F)

Operating range

		Indoor intake air temperature	Outdoor intake air temperature
Cooling	Maximum	D.B. 32°C(90°F), W.B. 23°C(73°F)	D.B. 46°C(115°F)
	Minimum	D.B. 19°C(66°F), W.B. 15°C(59°F)	D.B. -18°C(0°F)*
Heating	Maximum	D.B. 28°C(83°F)	D.B. 21.1°C(70°F), W.B. 15°C(59°F)
	Minimum	D.B. 17°C(63°F)	D.B. -25°C(-13°F), W.B. -25°C(-13°F)

* In case that the wind baffle is installed. (In case that the wind baffle is not installed, the minimum temperature will be -5°C(23°F)DB.)

Model name	Indoor unit		PCA-A30KA	PCA-A36KA
	Outdoor unit		PUZ-HA30NHA2	PUZ-HA36NHA2
Cooling	Max. Capacity	Btu/h	30,000	36,000
	Rated Capacity	Btu/h	30,000	34,000
	Min. Capacity	Btu/h	18,000	18,000
	Total Input	W	2,480	2,810
	EER	Btu/h/W	12.1	12.1
	SEER	Btu/h/W	16.1	16.6
	Moisture Removal	Pints/h	8.3	8.2
*1	SHF		0.69	0.73
Heating	Max. Capacity	Btu/h	34,000	40,000
	Rated Capacity	Btu/h	32,000	38,000
	Min. Capacity	Btu/h	18,000	18,000
	Total Input	W	2,990	3,270
	COP	W/W	3.14	3.41
*1	HSPF(IV/V)	Btu/h/W	9.3 / 7.2	10.3 / 8.2
Heating at 17°F(-8.3°C)	Max. Capacity	Btu/h	32,000	38,000
	Total Input	W	5,170	5,720
*2	COP	W/W	1.81	1.95
Heating at 5°F(-15°C)	Max. Capacity	Btu/h	32,000	38,000
	Total Input	W	5,830	6,550
*3	COP	W/W	1.61	1.70
Power supply	Phase, Cycle, Voltage		1phase, 60Hz, 208/230V	
	Breaker size	A	30	
Voltage	Indoor - Outdoor S1 - S2		AC208/230V	
	Indoor - Outdoor S2 - S3		DC24V	
	Indoor - Remote Controller		DC12V	
Indoor unit	MCA	A	1	2
	MOCP	A	15	
	Fan Motor	F.L.A.	0.54	0.97
	Fan Motor Output	W	95	160
	Airflow DRY (Lo-M2-M1-Hi)	CMM	16-17-18-20	22-24-26-28
	Airflow WET (Lo-M2-M1-Hi)	CMM	15-16-17-19	20-22-24-26
	Airflow DRY (Lo-M2-M1-Hi)	CFM	565-600-635-705	775-850-920-990
	Airflow WET (Lo-M2-M1-Hi)	CFM	530-565-600-670	705-775-850-920
	External pressure	Pa	0	
	Sound level (Lo-M2-M1-Hi)	dB(A)	35-37-39-41	37-39-41-43
	External finish (Grille)		White Munsell 6.4Y 8.9/0.4	
	Dimension Unit (Grille)	W : mm[inch]	1280 [50-3/8]	1600 [63]
		D : mm[inch]	680 [26-3/4]	
		H : mm[inch]	230 [9-1/16]	
	Weight Unit(Grille)	kg	32	36
	Weight Unit(Grille)	lbs	71	79
	Field drain pipe size	mm[inch]	O.D. 26 [1-1/32]	
Remote Controller			Attached in Grille	
Outdoor unit	MCA	A	28	
	MOCP	A	40	
	Fan Motor	F.L.A.	0.4 + 0.4	
	Fan Motor Output	W	60 + 60	
	Compressor	Type	ANB33FJEMT	
		R.L.A.	18	
		L.R.A.	27.5	
	Air flow	CMM[CFM]	100[3,530]	
	Refrigerant Control		Electronic Expansion Valve	
	Defrost Method		Reverse Cycle	
	Sound level at cooling	dB(A)	52	
	Sound level at heating	dB(A)	53	
	External finish		Ivory Munsell 3Y 7.8/1.1	
	Dimension	W : mm[inch]	950 [37-3/8]	
		D : mm[inch]	330 + 30 [13 + 1-3/16]	
		H : mm[inch]	1,350 [53-1/8]	
	Weight	kg[lbs]	120 [265]	
Refrigerant	Type		R410A	
	Charge	kg[lbs, oz]	5.5 [12 lbs]	
	Oil	L[oz]	1.4(FV50S) [45]	
Refrigerant pipe size	Gas side O.D.	mm[inch]	15.88 [5/8]	
	Liquid side O.D.	mm[inch]	9.52 [3/8]	
Refrigerant pipe length	Height difference		Max.30m [Max.100ft]	
	Length		Max.75m [Max.245ft]	
Refrigerant Piping			Not Supplied	
Connection Method			Flared	

NOTES : *1.Rating conditions (cooling)-Indoor : D.B. 26.7°C(80°F), W.B. 19.4°C(67°F) Outdoor : D.B. 35°C(95°F), W.B. 23.9°C(75°F)
(heating)-Indoor : D.B. 21.1°C(70°F), W.B. 15.6°C(60°F) Outdoor : D.B. 8.3°C(47°F), W.B. 6.1°C(43°F)
*2.Conditions (heating)-Indoor : D.B. 21.1°C(70°F), W.B. 15.6°C(60°F) Outdoor : D.B. -8.3°C(17°F), W.B. -9.4°C(15°F)
*3.Conditions (heating)-Indoor : D.B. 21.1°C(70°F), W.B. 15.6°C(60°F) Outdoor : D.B. -15°C(5°F), W.B. -15°C(5°F)

Operating range

		Indoor intake air temperature	Outdoor intake air temperature
Cooling	Maximum	D.B. 32°C(90°F), W.B. 23°C(73°F)	D.B. 46°C(115°F)
	Minimum	D.B. 19°C(66°F), W.B. 15°C(59°F)	D.B. -18°C(0°F)*
Heating	Maximum	D.B. 28°C(83°F)	D.B. 21.1°C(70°F), W.B. 15°C(59°F)
	Minimum	D.B. 17°C(63°F)	D.B. -25°C(-13°F), W.B. -25°C(-13°F)

* In case that the wind baffle is installed. (In case that the wind baffle is not installed, the minimum temperature will be -5°C(23°F)DB.)

Model name	Indoor unit		PEA-A18AA×2	PEAD-A30AA	PEAD-A36AA
	Outdoor unit		PUZ-HA36NHA2	PUZ-HA30NHA2	PUZ-HA36NHA2
Cooling	Max. Capacity	Btu/h	36,000	30,000	36,000
	Rated Capacity	Btu/h	34,000	30,000	34,000
	Min. Capacity	Btu/h	18,000	18,000	18,000
	Total Input	W	2700	2500	2800
	EER	Btu/h/W	12.5	12.0	12.1
	SEER	Btu/h/W	16.8	16.5	16.8
	Moisture Removal	Pints/h	6.7	8.9	7.3
*1	SHF		0.78	0.67	0.76
Heating	Max. Capacity	Btu/h	40,000	34,000	40,000
	Rated Capacity	Btu/h	38,000	32,000	38,000
	Min. Capacity	Btu/h	18,000	18,000	18,000
	Total Input	W	3150	2750	3150
	COP	W/W	3.53	3.41	3.53
*1	HSPF(IV/V)	Btu/h/W	10.4/8.2	9.5/7.3	10.4/8.2
Heating at 17°F(-8.3°C)	Max. Capacity	Btu/h	38,000	32,000	38,000
	Total Input	W	5400	4930	5400
*2	COP	W/W	2.06	1.90	2.06
Heating at 5°F(-15°C)	Max. Capacity	Btu/h	38,000	32,000	38,000
	Total Input	W	6100	5420	6100
*3	COP	W/W	1.82	1.73	1.82
Power supply	Phase, Cycle, Voltage		1phase, 60Hz, 208/230V		
	Breaker size	A	30		
Voltage	Indoor - Outdoor S1 - S2		AC208/230V		
	Indoor - Outdoor S2 - S3		DC24V		
	Indoor - Remote Controller		DC12V		
Indoor unit	MCA	A	2	2.73	3.30
	MOCP	A	15	15	15
	Fan Motor	F.L.A.	0.74	2.18	2.64
	Fan Motor Output	W	96	0.121	0.244
	Airflow DRY (Lo-Mid-Hi)	CMM	12-15-18	17.5-21-25	24-29-34
	Airflow WET (Lo-Mid-Hi)	CMM	11-14-17	16-19-23	22-27-32
	Airflow DRY (Lo-Mid-Hi)	CFM	423-529-635	618-742-883	847-1024-1201
	Airflow WET (Lo-Mid-Hi)	CFM	381-476-572	565-671-812	777-953-1130
	External pressure	Pa	[5/15/35/50]	[35/50/70/100/150]	
	Sound level (Lo-Mid-Hi)	dB(A)	30-34-38	30-34-39	33-38-42
	External finish		Galvanized		
	Dimension Unit (Panel)	W : mm[inch]	1190[46-7/8]	1100[43-5/16]	1400[5-1/8]
		D : mm[inch]	700[27-9/16]	732[28-7/8]	
		H : mm[inch]	200[7-7/8]	250[9-7/8]	
	Weight Unit	kg	27	33	41
		lbs	60	73	91
	Field drain pipe size	mm[inch]	32 [1-1/4]		
Remote Controller			Attached in indoor Unit		
Outdoor unit	MCA	A	28		
	MOCP	A	40		
	Fan Motor	F.L.A.	0.4 + 0.4		
	Fan Motor Output	W	60 + 60		
	Compressor	Type	ANB33FJEMT		
		R.L.A.	18		
		L.R.A.	27.5		
	Air flow	CMM[CFM]	100[3,530]		
	Refrigerant Control		Electronic Expansion Valve		
	Defrost Method		Reverse Cycle		
	Sound level at cooling	dB(A)	52		
	Sound level at heating	dB(A)	53		
	External finish		Ivory Munsell 3Y 7.8/1.1		
	Dimension	W : mm[inch]	950 [37-3/8]		
		D : mm[inch]	330+30 [13 + 1-3/16]		
		H : mm[inch]	1,350 [53-1/8]		
	Weight	kg[lbs]	120 [265]		
Refrigerant	Type		R410A		
	Charge	kg[lbs, oz]	5.5 [12 lbs]		
	Oil	L[oz]	1.4(FV50S) [45]		
Refrigerant pipe size	Gas side O.D.	mm[inch]	15.88 [5/8] / 12.7[1/2]	15.88 [5/8]	
	Liquid side O.D.	mm[inch]	9.52 [3/8] / 6.35[1/4]	9.52 [3/8]	
Refrigerant pipe length	Height difference		Max.30m [Max.100ft]		
	Length		Max.75m [Max. 245ft]		
Refrigerant Piping			Not Supplied		
Connection Method			Flared		

NOTES : *1.Rating conditions (cooling)-Indoor : D.B. 26.7°C(80°F), W.B. 19.4°C(67°F) Outdoor : D.B. 35°C(95°F), W.B. 23.9°C(75°F)
(heating)-Indoor : D.B. 21.1°C(70°F), W.B. 15.6°C(60°F) Outdoor : D.B. 8.3°C(47°F), W.B. 6.1°C(43°F)
*2.Conditions (heating)-Indoor : D.B. 21.1°C(70°F), W.B. 15.6°C(60°F) Outdoor : D.B. -8.3°C(17°F), W.B. -9.4°C(15°F)
*3.Conditions (heating)-Indoor : D.B. 21.1°C(70°F), W.B. 15.6°C(60°F) Outdoor : D.B. -15°C(5°F), W.B. -15°C(5°F)

Operating range

		Indoor intake air temperature	Outdoor intake air temperature
Cooling	Maximum	D.B. 32°C(90°F), W.B. 23°C(73°F)	D.B. 46°C(115°F)
	Minimum	D.B. 19°C(66°F), W.B. 15°C(59°F)	D.B. -18°C(0°F)*
Heating	Maximum	D.B. 28°C(83°F)	D.B. 21.1°C(70°F), W.B. 15°C(59°F)
	Minimum	D.B. 17°C(63°F)	D.B. -25°C(-13°F), W.B. -25°C(-13°F)

* In case that the wind baffle is installed. (In case that the wind baffle is not installed, the minimum temperature will be -5°C(23°F)DB.)

3 OUTLINES AND DIMENSIONS

INDOOR UNIT

Unit: inch (mm)

PLA-A12BA PLA-A18BA PLA-A24BA PLA-A30BA PLA-A36BA PLA-A42BA

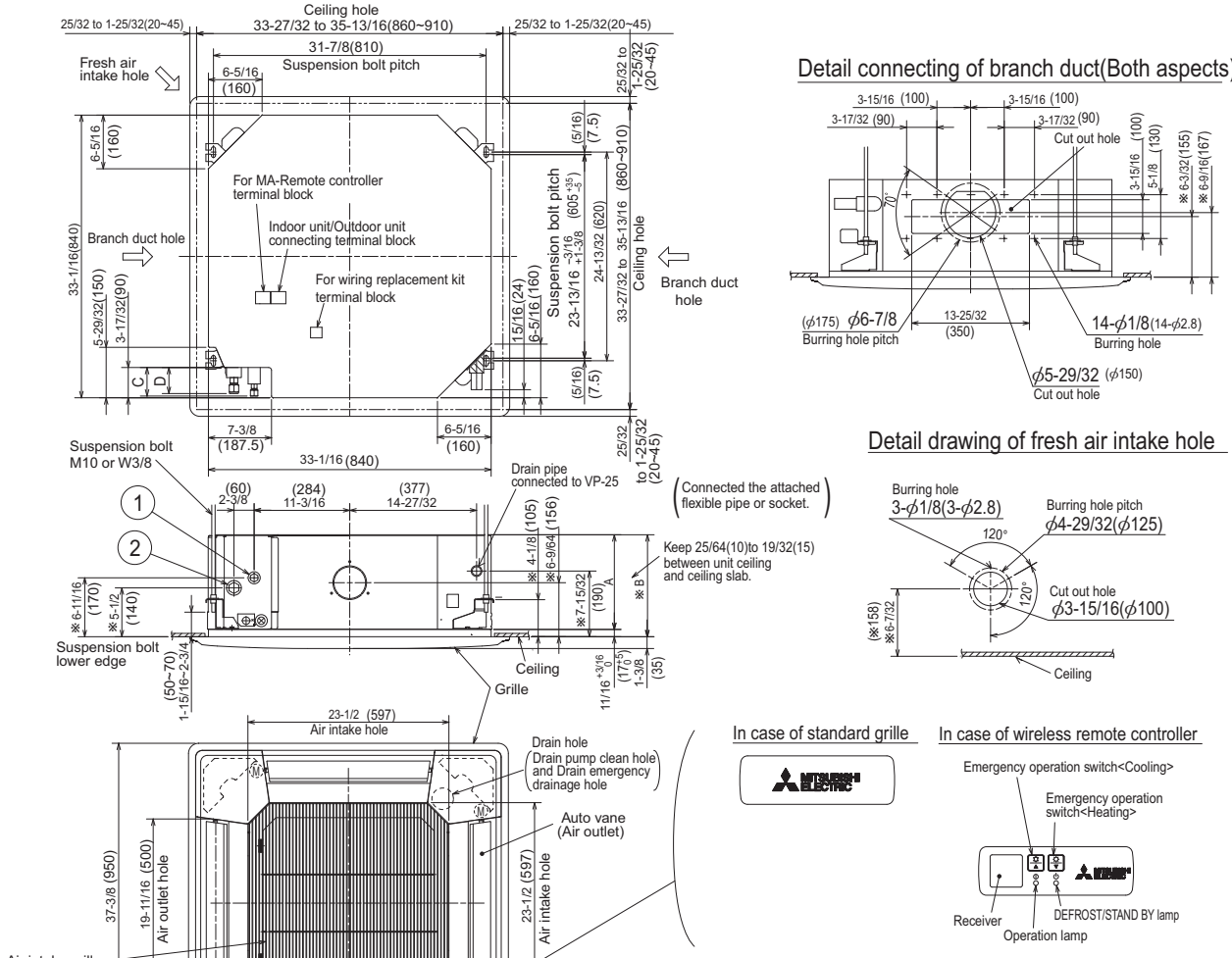

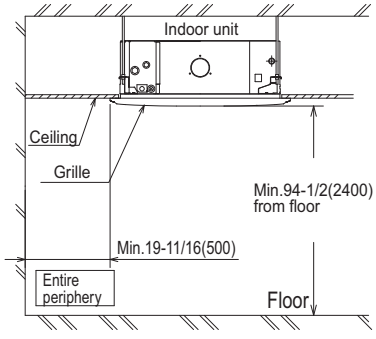

Note1. As for drain pipe, please use VP-25(O.D.1-1/4(32mm) PVC TUBE). Drain pump is included. Max. lifting height is 33-7/16(850mm) from the ceiling.
2. As for suspension bolt, please use M10 or W3/8. (Procured at local site)
3. Electrical box may be removed for the service purpose. Make sure to slack the electrical wire little bit for control/power wires connection.
4. The height of the indoor unit can be adjusted with the grille attached.
5. For the installation of the optional high efficiency filter or optional multi-functional casement.
   1) Add 5-5/16(135mm) to the dimensions ※ marked on the figure.
   2) Optional high efficiency filter must be used jointly with optional multi-functional casement.
6. When installing the branch ducts, be sure to insulate adequately. Otherwise condensation and dripping may occur. (It becomes the cause of dew drops/water dew.)
7. As for necessary installation/service space, please refer to the left figure.

Models	①	②	A	B	C	D
PLA-A12BA PLA-A18BA	Refrigerant pipe …φ6.35mm Flared connection ····1/4	Refrigerant pipe …φ12.7mm Flared connection ····1/2	9-1/2 (241)	10-3/16 (258)	3-5/32 (80)	2-29/32 (74)
PLA-A24BA PLA-A30BA	Refrigerant pipe …φ9.52mm Flared connection ····3/8	Refrigerant pipe …φ15.88mm Flared connection ····5/8				
PLA-A36BA PLA-A42BA			11-1/16 (281)	11-3/4 (298)	3-11/32 (85)	3-1/32 (77)

PKA-A12HA PKA-A12HAL PKA-A18HA PKA-A18HAL

Unit: inch (mm)

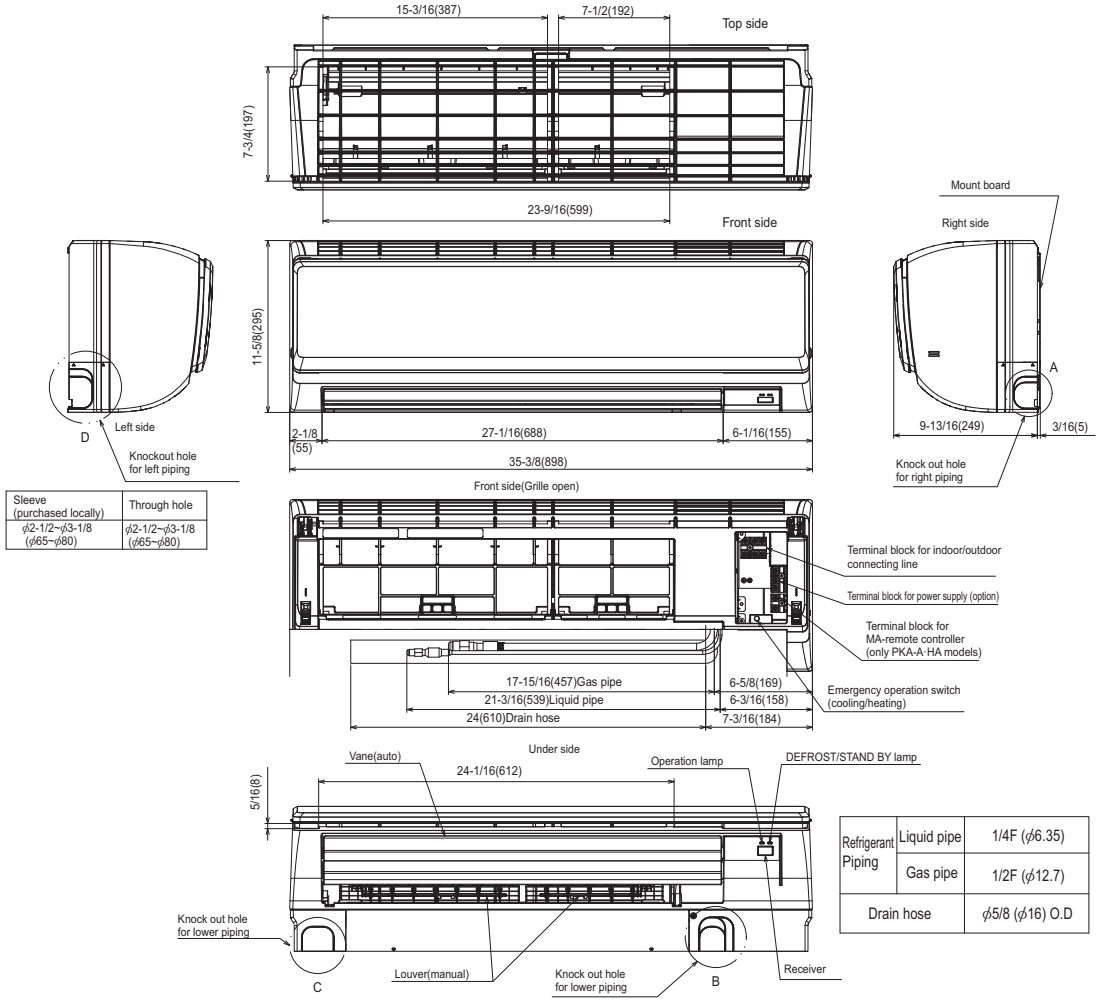

Sleeve (purchased locally)	Through hole
ϕ2-1/2~ϕ3-1/8 (ϕ65~ϕ80)	ϕ2-1/2~ϕ3-1/8 (ϕ65~ϕ80)

Refrigerant Piping	Liquid pipe	1/4F (ϕ6.35)
	Gas pipe	1/2F (ϕ12.7)
Drain hose		ϕ5/8 (ϕ16) O.D

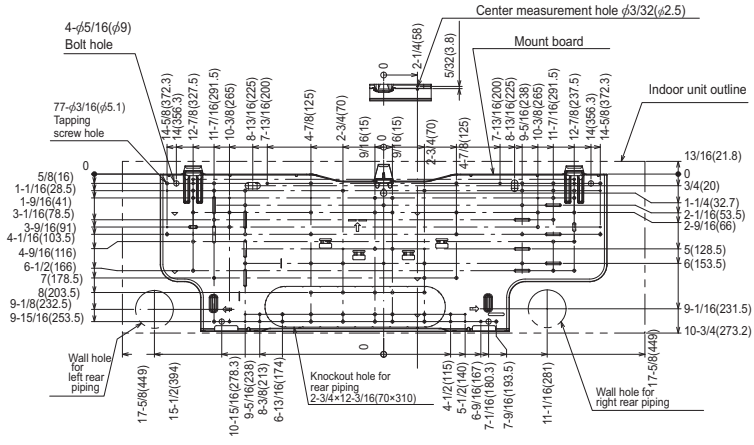

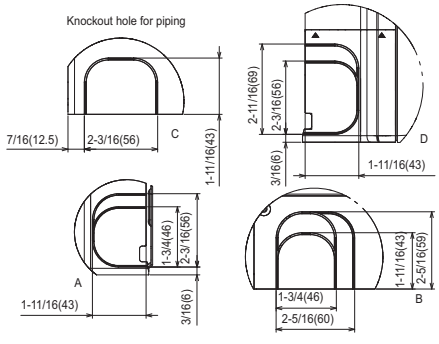

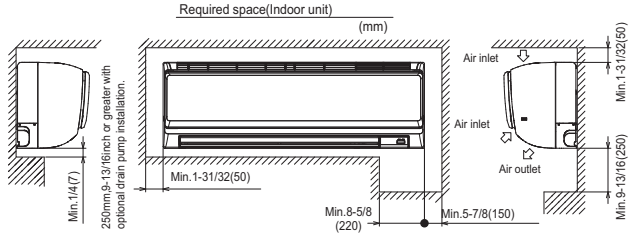

PKA-A24KA PKA-A24KAL PKA-A30KA PKA-A30KAL PKA-A36KA PKA-A36KAL

Unit: inch (mm)

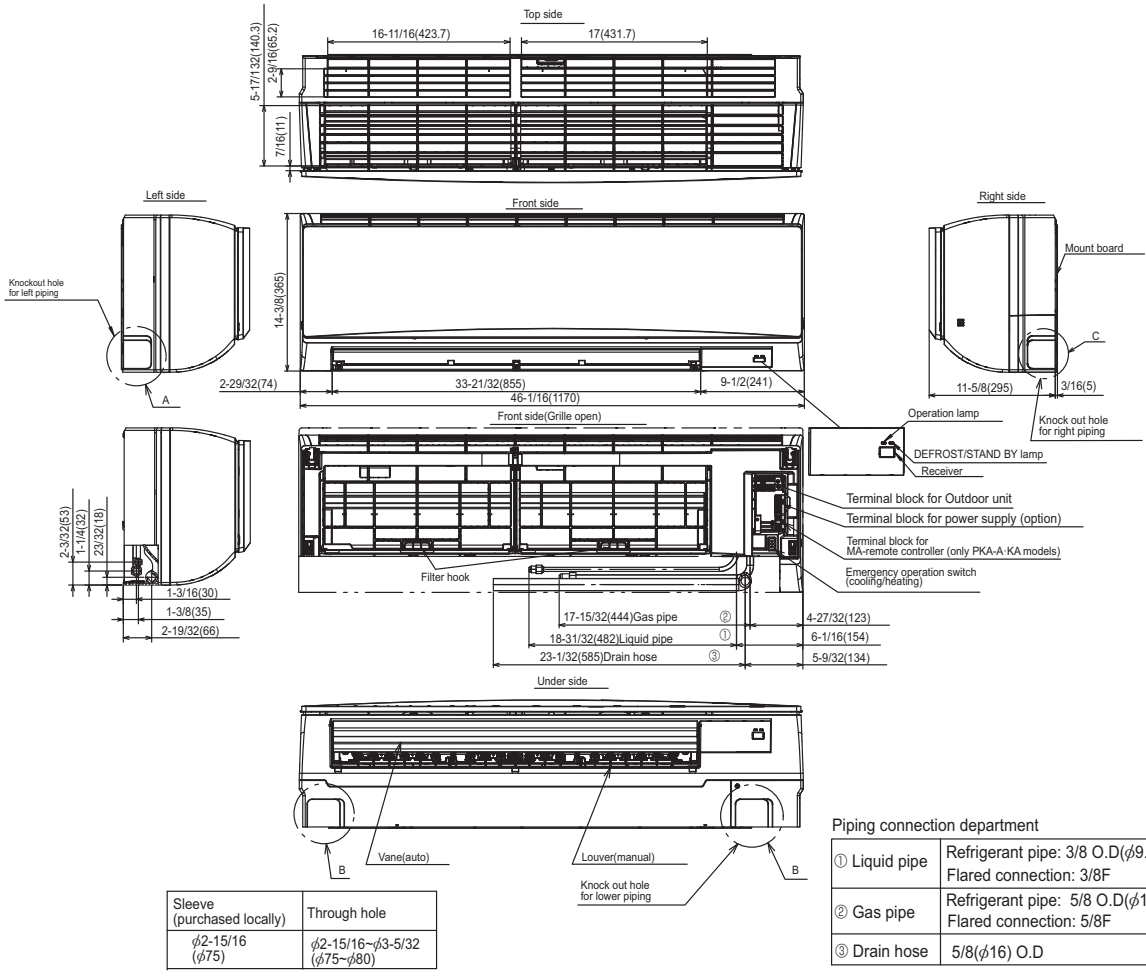

Sleeve (purchased locally)	Through hole
ϕ2-15/16 (ϕ75)	ϕ2-15/16~ϕ3-5/32 (ϕ75~ϕ80)

Piping connection department

① Liquid pipe	Refrigerant pipe: 3/8 O.D(ϕ9.52) Flared connection: 3/8F
② Gas pipe	Refrigerant pipe: 5/8 O.D(ϕ15.88) Flared connection: 5/8F
③ Drain hose	5/8(ϕ16) O.D

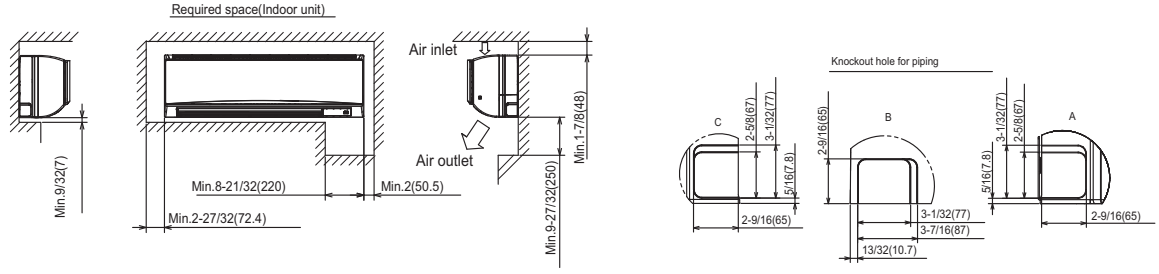

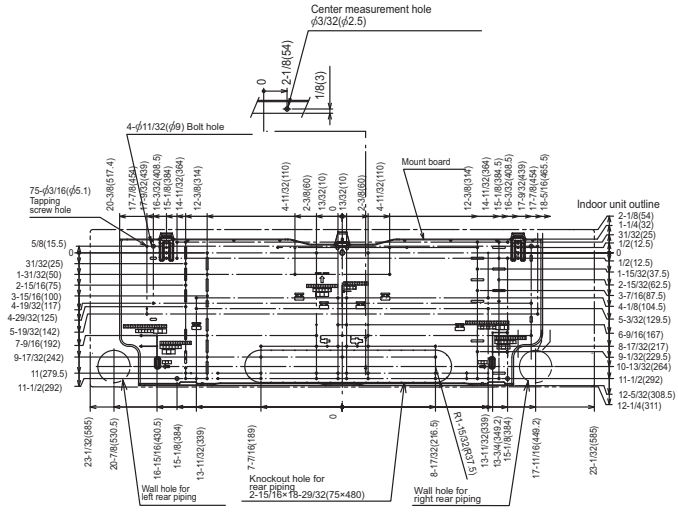

PCA-A24KA **PCA-A30KA** **Unit: inch (mm)**

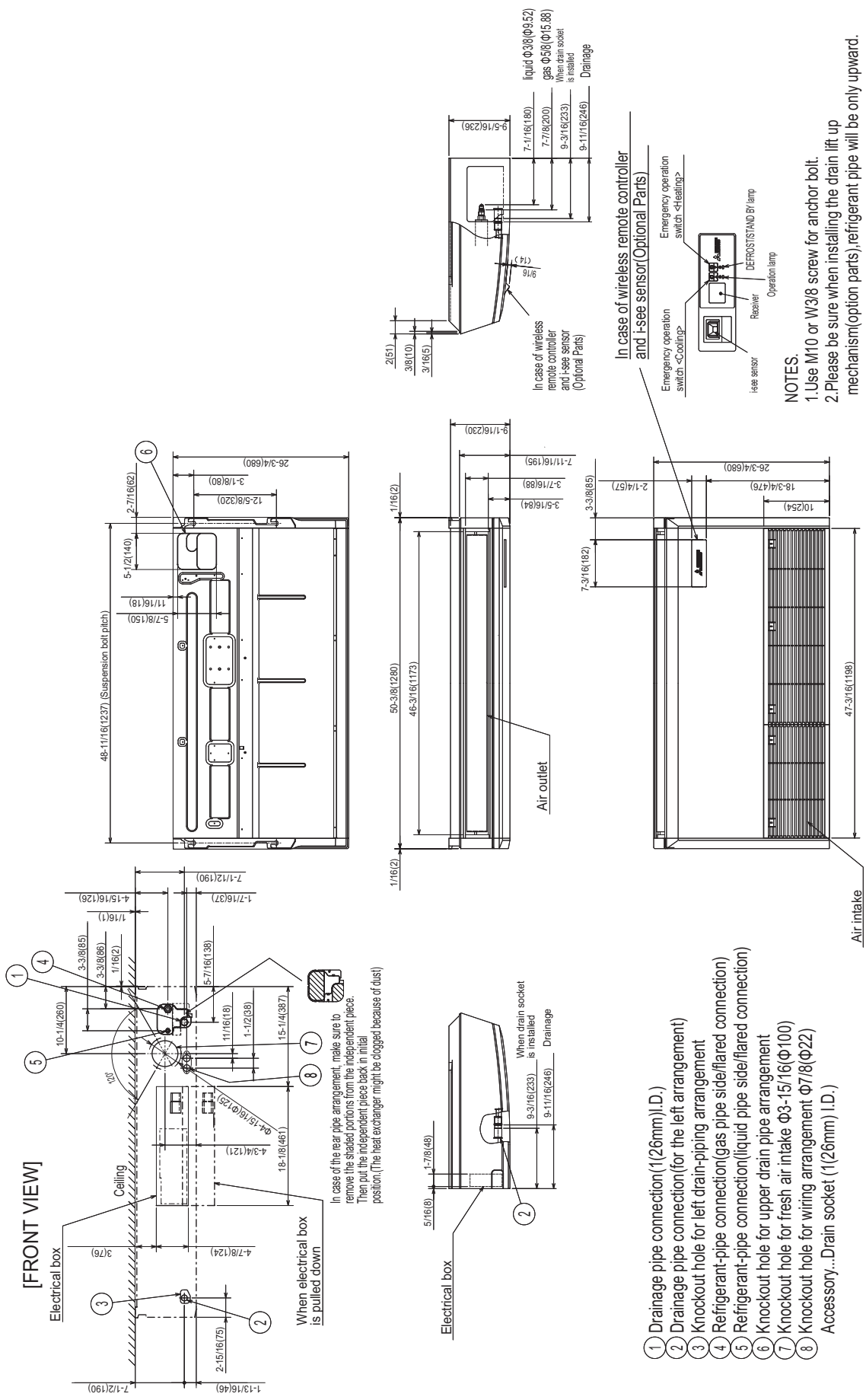

PCA-A36KA PCA-A42KA

Unit: inch (mm)

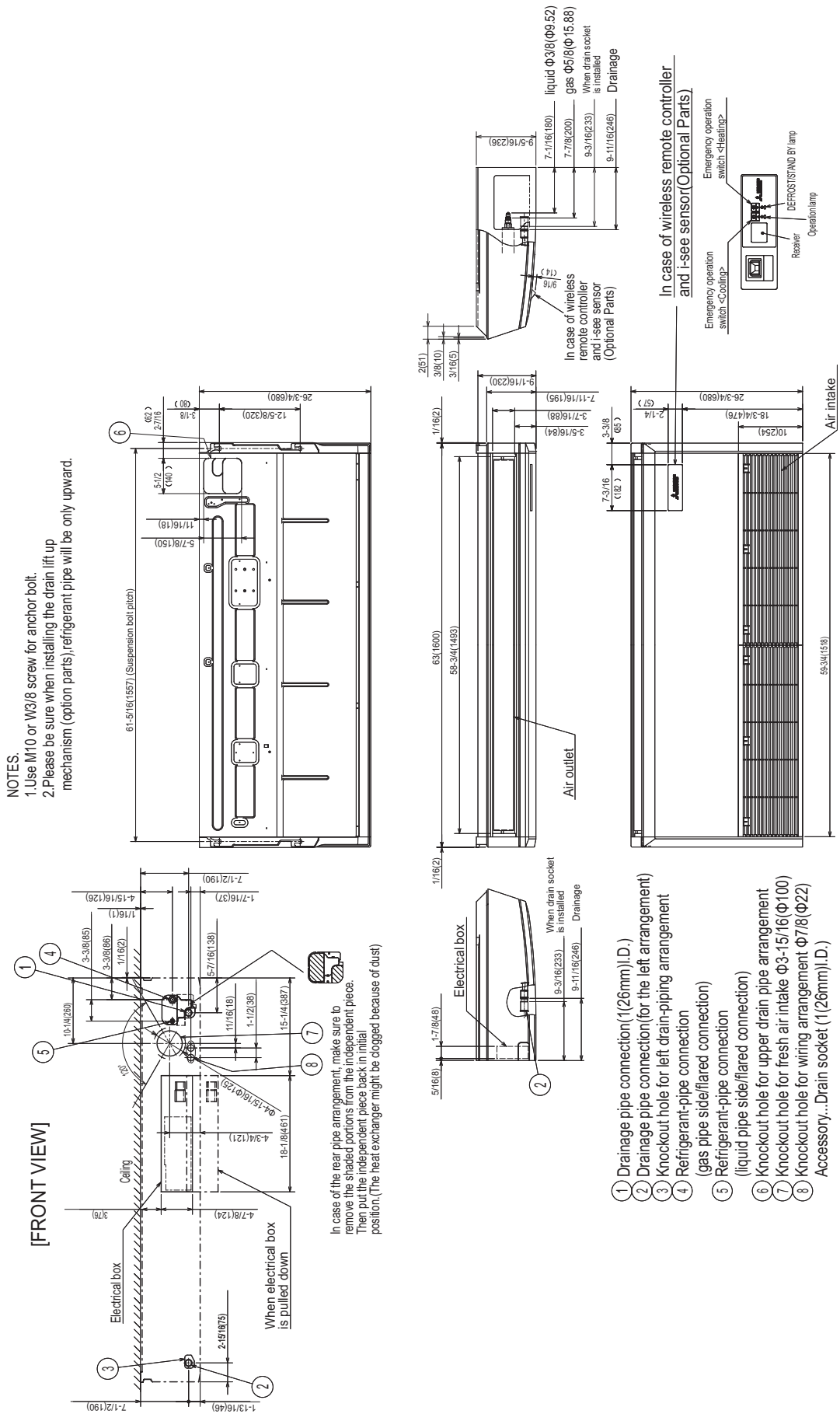

PEA-A12AA PEA-A18AA

Unit: mm (inch)

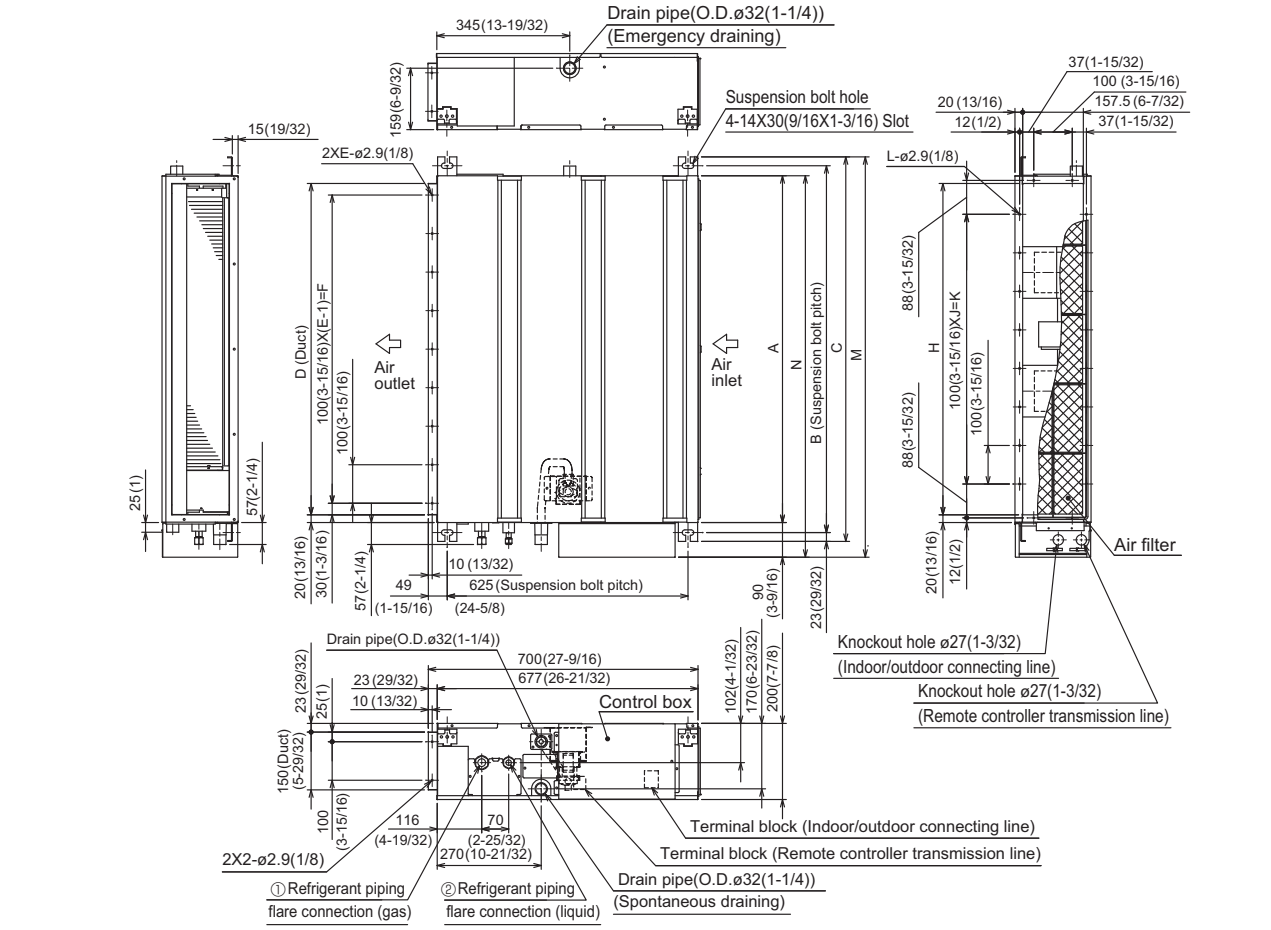

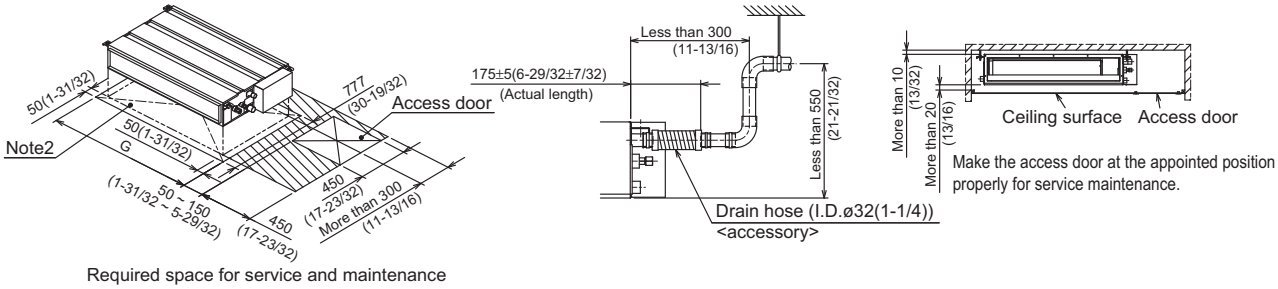

Required space for service and maintenance

mm(in.)

Model	A	B	C	D	E	F	G	H	J	K	L	M	N	①Gas pipe	②Liquid pipe
PEA-A12AA	900 (35-7/16)	952 (37-1/2)	998 (39-5/16)	860 (33-7/8)	9	800 (31-1/2)	1000 (39-3/8)	860 (33-7/8)	7	700 (27-9/16)	20	1039 (40-29/32)	990 (39)	ø12.7(1/2)	ø6.35(1/4)
PEA-A18AA	1100 (43-5/16)	1152 (45-3/8)	1198 (47-3/16)	1060 (41-3/4)	11	1000 (39-3/8)	1200 (47-1/4)	1060 (41-3/4)	9	900 (35-7/16)	24	1239 (48-25/32)	1190 (46-7/8)		

Note1.Use M10 screw for the suspension bolt (field supply).
2.Keep the service space for the maintenance at the bottom.
3.This chart indicates for PEA-A12AA model,which has 2 fans. PEA-A18AA models have 4 fans.
4.In case an inlet duct is used,remove the air filter(supply with the unit), then install the filter(field supply) at suction side.

PEAD-A24AA PEAD-A30AA PEAD-A36AA PEAD-A42AA

Unit: mm (inch)

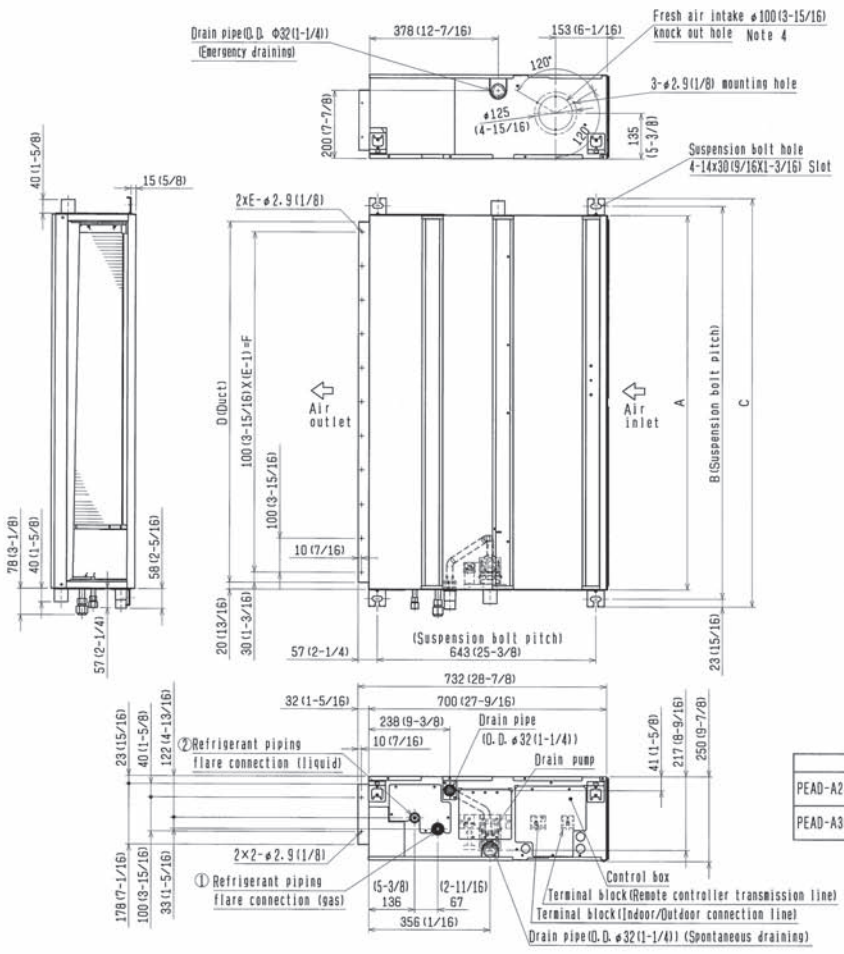

Note 1. Use M10 screw for the Suspension bolt (field supply).
2. Keep the service space for the maintenance at the bottom.
3. In case of the inlet duct is used, remove the air filter (supply with the unit), then install the filter (field supply) at suction side.
4. Heat air to 0°C (32°F) or higher when taking fresh air with a fresh air intake.

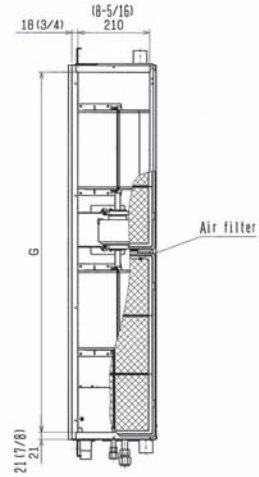

Unit: mm (in.)

Model	①Gas pipe	②Liquid pipe
PEAD-A24, 30AA	ø15.88 (5/8)	ø9.52 (3/8)
PEAD-A36, 42AA		

Model	A	B	C	D	E	F	G
PEAD-A24, 30AA	1100 (43-5/16)	1154 (45-7/16)	1200 (47-1/4)	1060 (41-3/4)	11	1000 (39-3/8)	1058 (41-11/16)
PEAD-A36, 42AA	1400 (55-1/8)	1454 (57-1/4)	1500 (59-1/16)	1360 (53-9/16)	14	1300 (51-3/16)	1358 (53-1/2)

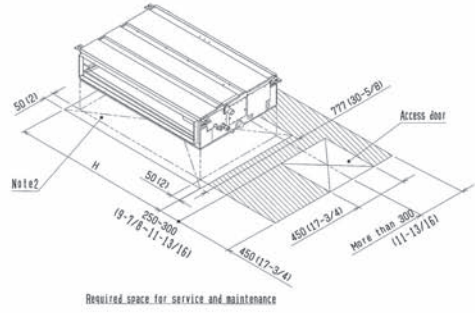

Required space for service and maintenance

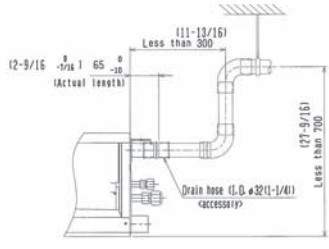

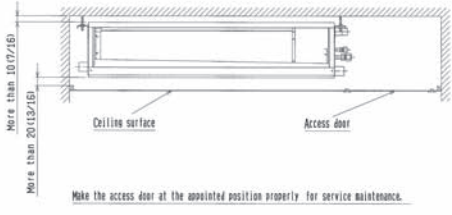

Unit: mm (in.)

Model	H
PEAD-A24, 30AA	1200 (47-1/4)
PEAD-A36, 42AA	1500 (59-1/16)

OUTDOOR UNIT
PUY-A12NHA3(-BS) PUY-A18NHA3(-BS) PUZ-A18NHA3(-BS)

Unit: mm (inch)

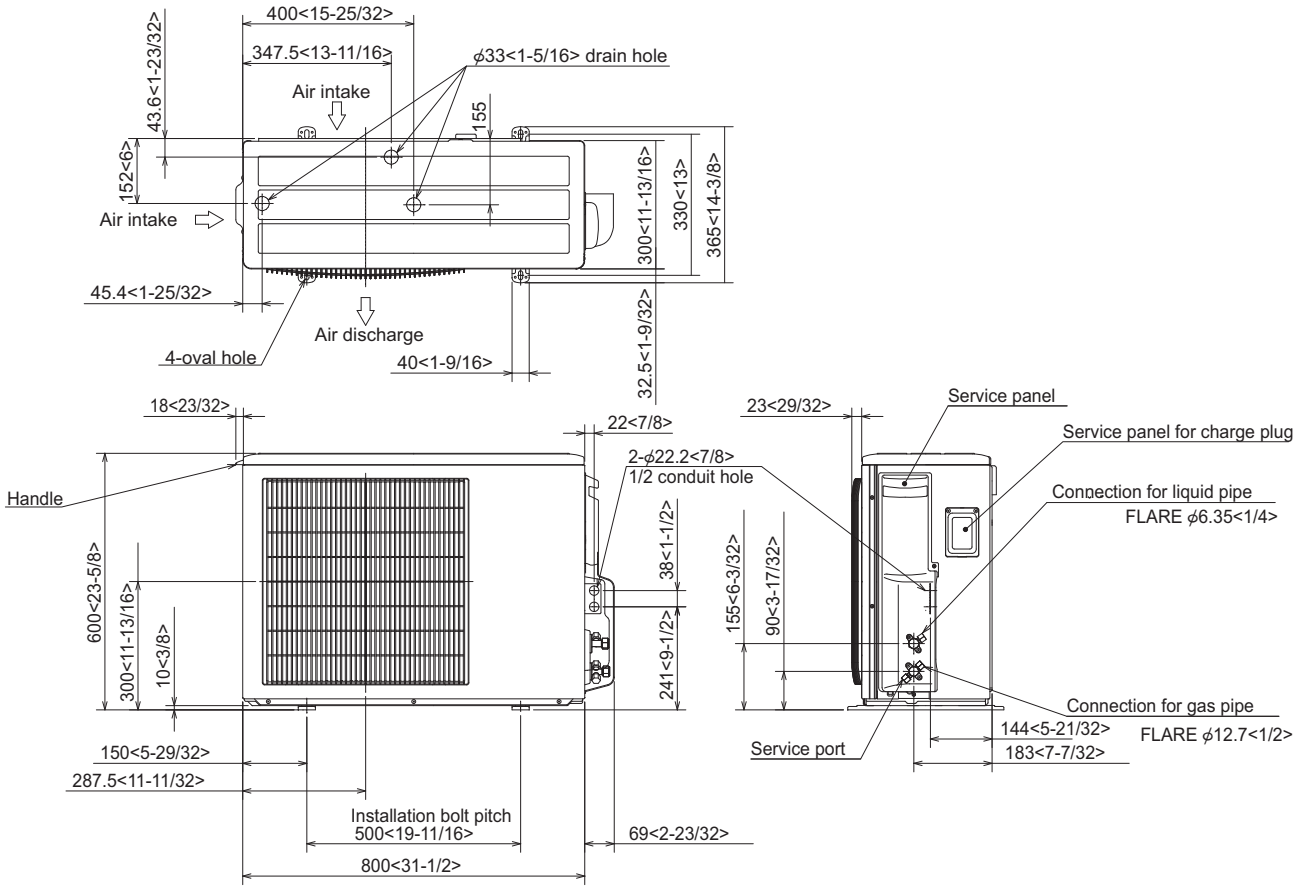

Free space around the outdoor unit (basic example)

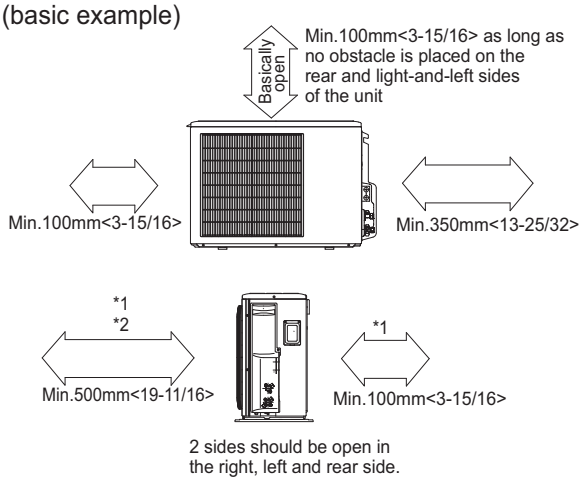

FOUNDATION BOLTS

Please secure the unit firmly with 4 foundation M10<W3/8> bolts. (Bolts, washers and nut must be purchased locally.)

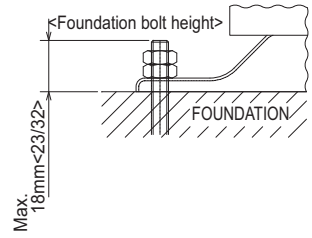

PIPING-WIRING DIRECTION

Piping and wiring connection can be made from the rear direction only.

Minimum installation space for outdoor unit

*1 In the place where short cycle tends to occur, cooling and heating capacity and power consumption might get lowered 10%.
Air outlet guide (optional PAC-SG58SG-E) will help them improve.

*2 If air discharges to the wall, the surface might get stained.

PUZ-A24NHA3(-BS) **PUY-A24NHA3(-BS)**
PUZ-A30NHA3(-BS) **PUY-A30NHA3(-BS)**
PUZ-A36NHA3(-BS) **PUY-A36NHA3(-BS)**

Unit: mm (inch)

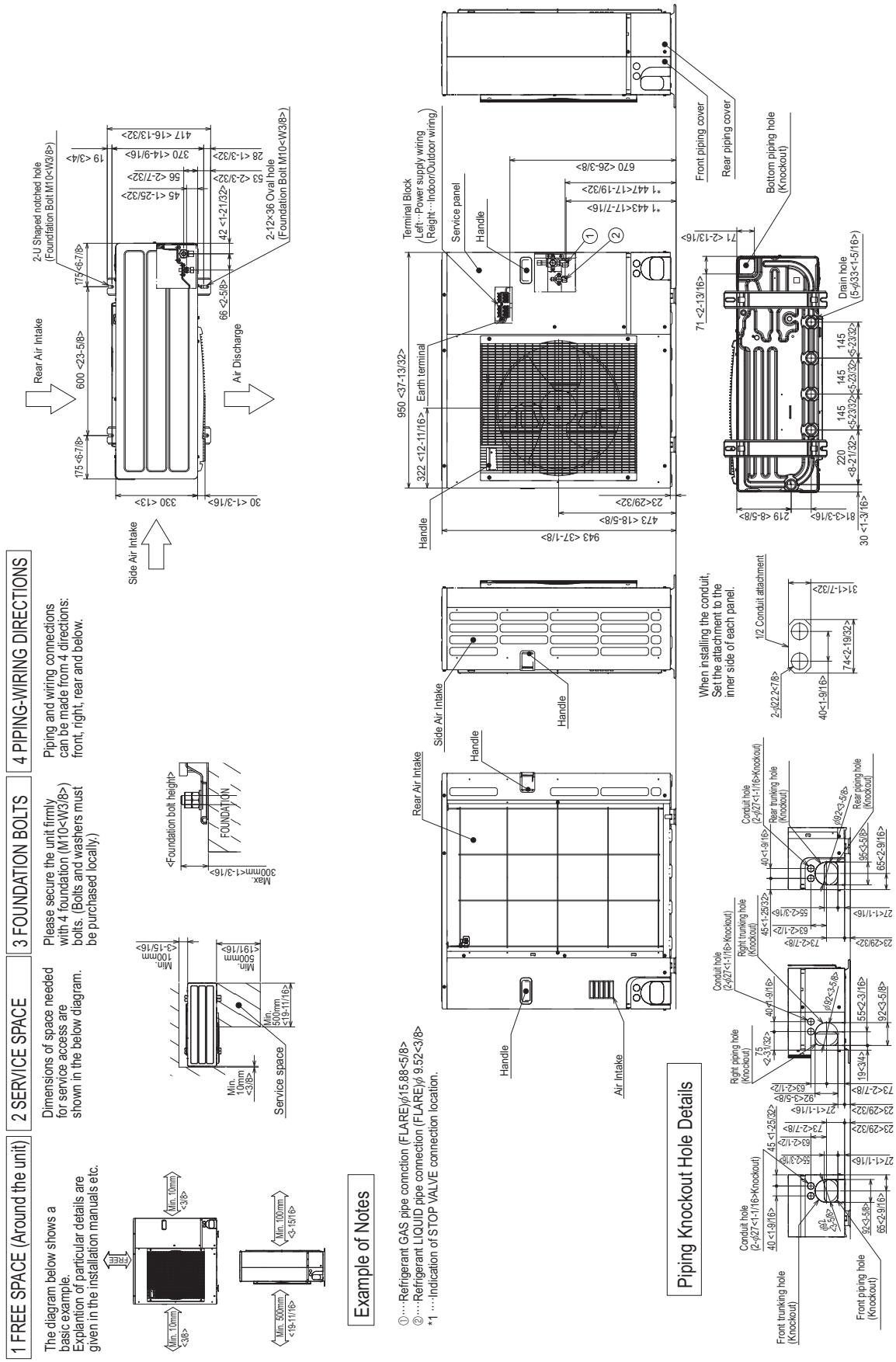

PUZ-A42NHA3(-BS)
PUY-A42NHA3(-BS)

Unit: mm (inch)

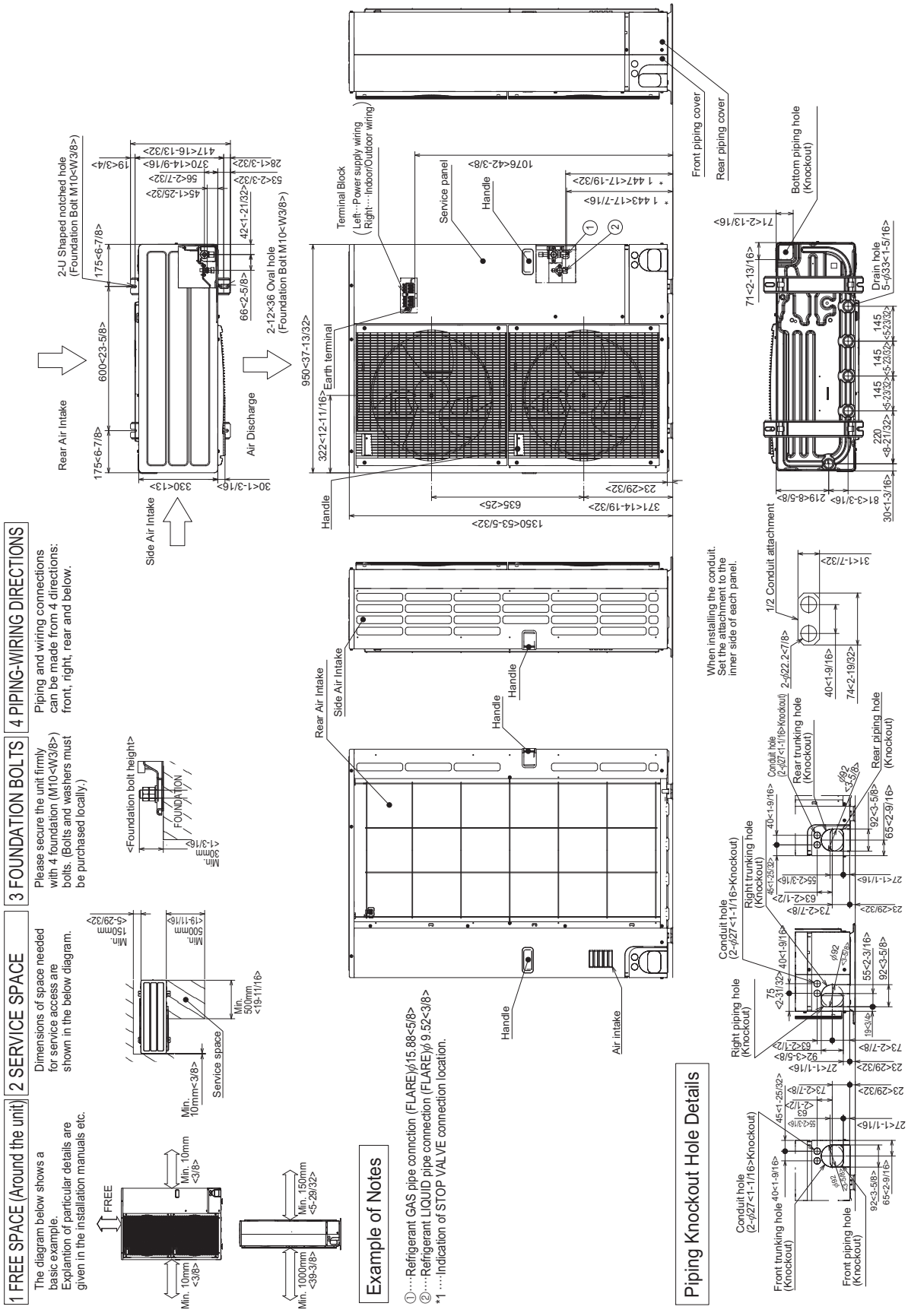

PUZ-HA30NHA2 PUZ-HA36NHA2

Unit: mm (inch)

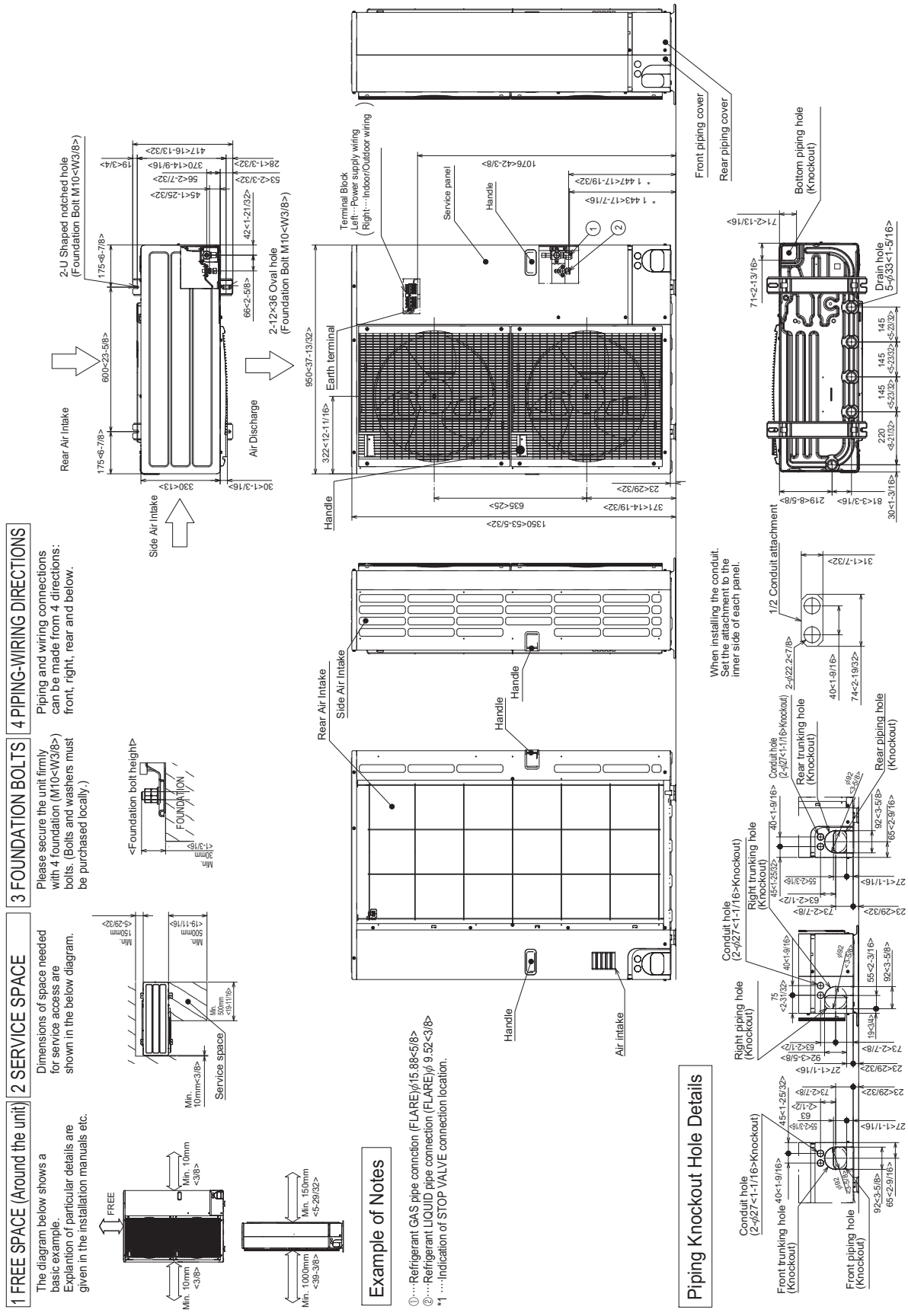

WIRED REMOTE CONTROLLER

Unit: mm (inch)

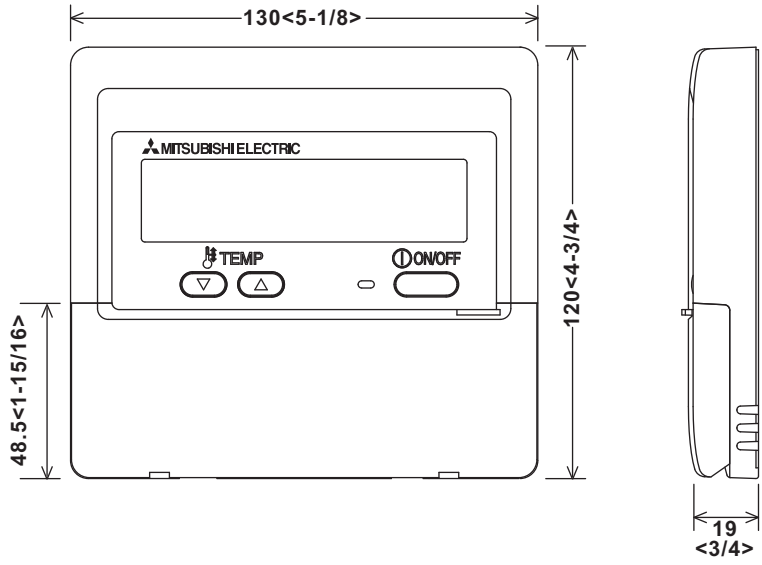

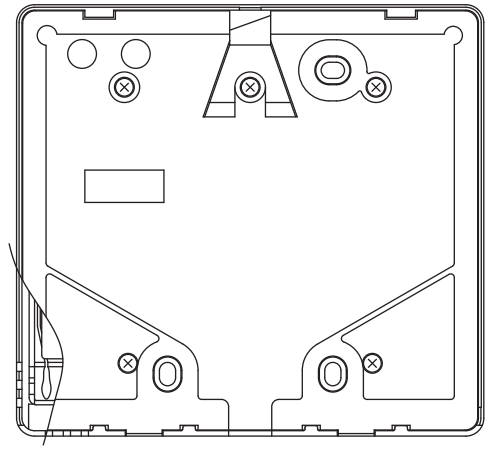

WIRELESS REMOTE CONTROLLER

Unit: mm (inch)

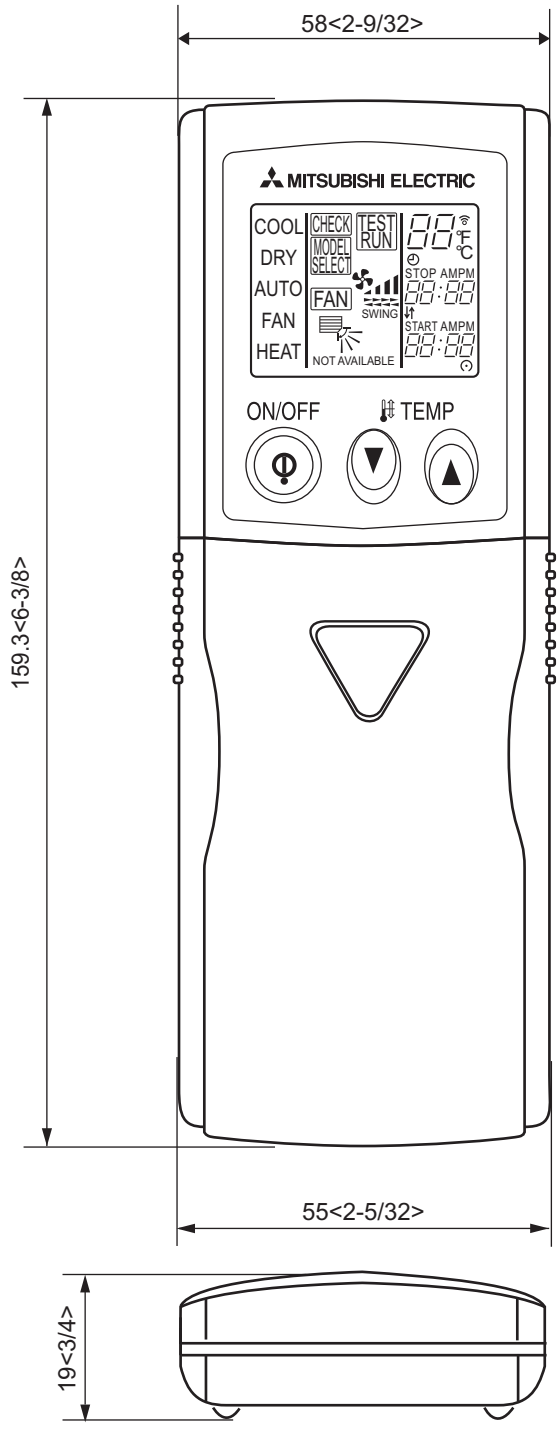

4 POSITION OF THE CENTER OF GRAVITY

4-1. INDOOR UNIT

PLA-A·BA

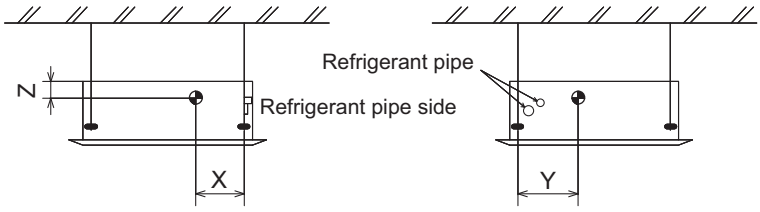

Unit: inch (mm)

Model name	X	Y	Z
PLA-A12BA	11-1/32 (280)	15-3/4 (400)	4-5/32 (105)
PLA-A18BA	11-1/32 (280)	15-3/4 (400)	4-5/32 (105)
PLA-A24BA	11-1/32 (280)	15-3/4 (400)	4-5/32 (105)
PLA-A30BA	11-1/32 (280)	15-3/4 (400)	4-5/32 (105)
PLA-A36BA	11-1/32 (280)	15-3/4 (400)	4-15/16 (125)
PLA-A42BA	11-1/32 (280)	15-3/4 (400)	4-15/16 (125)

PKA-A·HA(L)
PKA-A·KA(L)

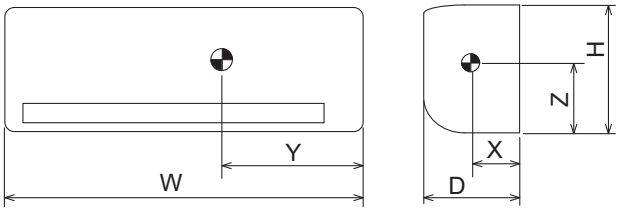

Unit: inch (mm)

Model name	W	D	H	X	Y	Z
PKA-A12HA(L)	35-3/8 (898)	9-13/16 (249)	11-5/8 (295)	4-3/4 (120)	15-3/8 (390)	6-5/16 (160)
PKA-A18HA(L)	35-3/8 (898)	9-13/16 (249)	11-5/8 (295)	4-3/4 (120)	15-3/8 (390)	6-5/16 (160)
PKA-A24KA(L)	46-1/8 (1170)	11-5/8 (295)	14-3/8 (365)	7-1/2 (190)	18-1/8 (460)	7-1/2 (190)
PKA-A30KA(L)	46-1/8 (1170)	11-5/8 (295)	14-3/8 (365)	7-1/2 (190)	18-1/8 (460)	7-1/2 (190)
PKA-A36KA(L)	46-1/8 (1170)	11-5/8 (295)	14-3/8 (365)	7-1/2 (190)	18-1/8 (460)	7-1/2 (190)

PCA-A·KA

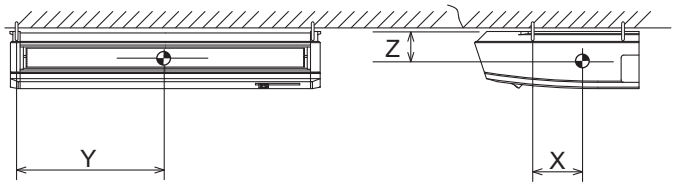

Unit: inch (mm)

Model name	X	Y	Z
PCA-A24KA	4-3/8 (110)	24-1/16 (610)	4-9/16 (115)
PCA-A30KA	4-3/8 (110)	24-1/16 (610)	4-9/16 (115)
PCA-A36KA	4-3/8 (110)	30-3/8 (770)	4-9/16 (115)
PCA-A42KA	4-3/8 (110)	30-3/8 (770)	4-9/16 (115)

PEA-A·AA

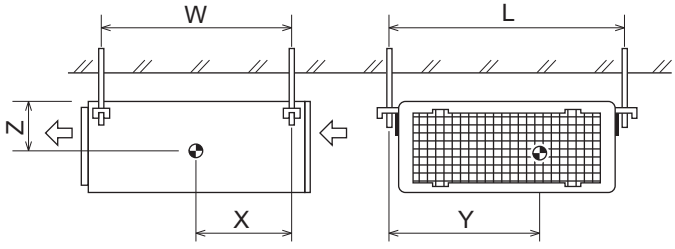

Unit: inch (mm)

Model name	W	L	X	Y	Z
PEA-A12AA	24-10/16 (625)	37-8/16 (952)	11-5/16 (286)	17-11/16 (448)	4-2/16 (104)
PEA-A18AA	24-10/16 (625)	45-6/16 (1152)	11-4/16 (285)	20-12/16 (527)	4-2/16 (104)

PEAD-A·AA

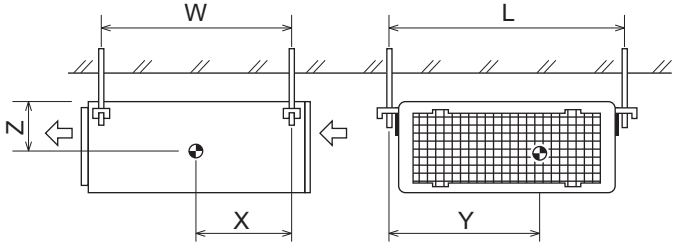

Unit: inch (mm)

Model name	W	L	X	Y	Z
PEAD-A24AA	25-6/16 (643)	45-7/16 (1154)	12-13/16 (325)	20-11/16 (525)	5-2/16 (130)
PEAD-A30AA	25-6/16 (643)	45-7/16 (1154)	12-13/16 (325)	20-11/16 (525)	5-2/16 (130)
PEAD-A36AA	25-6/16 (643)	57-4/16 (1454)	13 (330)	26-10/16 (675)	5-2/16 (130)
PEAD-A42AA	25-6/16 (643)	57-4/16 (1454)	13 (330)	26-10/16 (675)	5-2/16 (130)

4-2. OUTDOOR UNIT

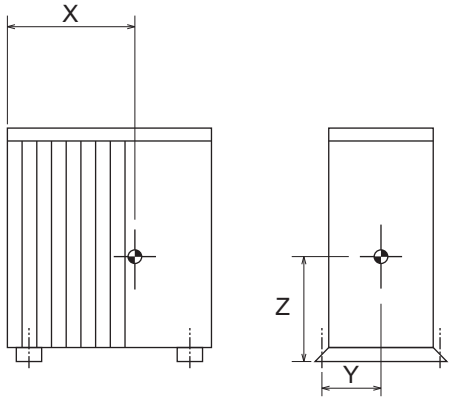

Unit: inch (mm)

Model name	X	Y	Z
PUZ(Y)-A12/18NHA	20-5/64 (510)	6-1/2 (165)	11-27/64 (290)
PUZ(Y)-A24/30/36NHA	23-15/64 (590)	7-9/32 (185)	15-55/64 (403)
PUZ(Y)-A42NHA	23-15/64 (590)	7-9/32 (185)	19-11/16 (500)

5 WIRING DIAGRAM

PLA-A12BA PLA-A18BA PLA-A24BA PLA-A30BA PLA-A36BA PLA-A42BA

[LEGEND]

SYMBOL	NAME	SYMBOL	NAME
I.B	INDOOR CONTROLLER BOARD	MF	FAN MOTOR
CN2L	CONNECTOR (LOSSNAY)	MV	VANE MOTOR
CN24	CONNECTOR<BACK-UP HEATING>	TB4	TERMINAL BLOCK (INDOOR/OUTDOOR CONNECTING LINE)
CN30	CONNECTOR<LLC>	TB5,TB6	TERMINAL BLOCK (REMOTE CONTROLLER TRANSMISSION LINE)
CN32	CONNECTOR (REMOTE SWITCH)		
CN41	CONNECTOR (HA TERMINAL-A)	TH1	ROOM TEMP. THERMISTOR (32˚F/ 15kΩ, 77˚F / 5.4kΩ DETECT)
CN51	CONNECTOR (CENTRALLY CONTROL)		
DSA	SURGE ABSORBER	TH2	PIPE TEMP. THERMISTOR/LIQUID (32˚F/ 15kΩ, 77˚F/ 5.4kΩ DETECT)
FUSE	FUSE (T6.3AL250V)		
LED1	POWER SUPPLY (I.B)	TH5	COND. / EVA. TEMP. THERMISTOR (32˚F/ 15kΩ, 77˚F/ 5.4kΩ DETECT)
LED2	POWER SUPPLY (R.B)		
LED3	TRANSMISSION (INDOOR-OUTDOOR)	OPTION PART	
SW1	SWITCH (MODEL SELECTION) ※See table 1.	W.B	PCB FOR WIRELESS REMOTE CONTROLLER
SW2	SWITCH (CAPACITY CODE) ※See table 2.	BZ	BUZZER
SWE	CONNECTOR (EMERGENCY OPERATION)	LED1	LED (OPERATION INDICATION : GREEN)
X1	RELAY (DRAIN PUMP)	LED2	LED (PREPARATION FOR HEATING : ORANGE)
ZNR01,02	VARISTOR	RU	RECEIVING UNIT
DP	DRAIN-UP MACHINE	SW1	EMERGENCY OPERATION (HEAT / DOWN)
FS	DRAIN FLOAT SWITCH	SW2	EMERGENCY OPERATION (COOL / UP)

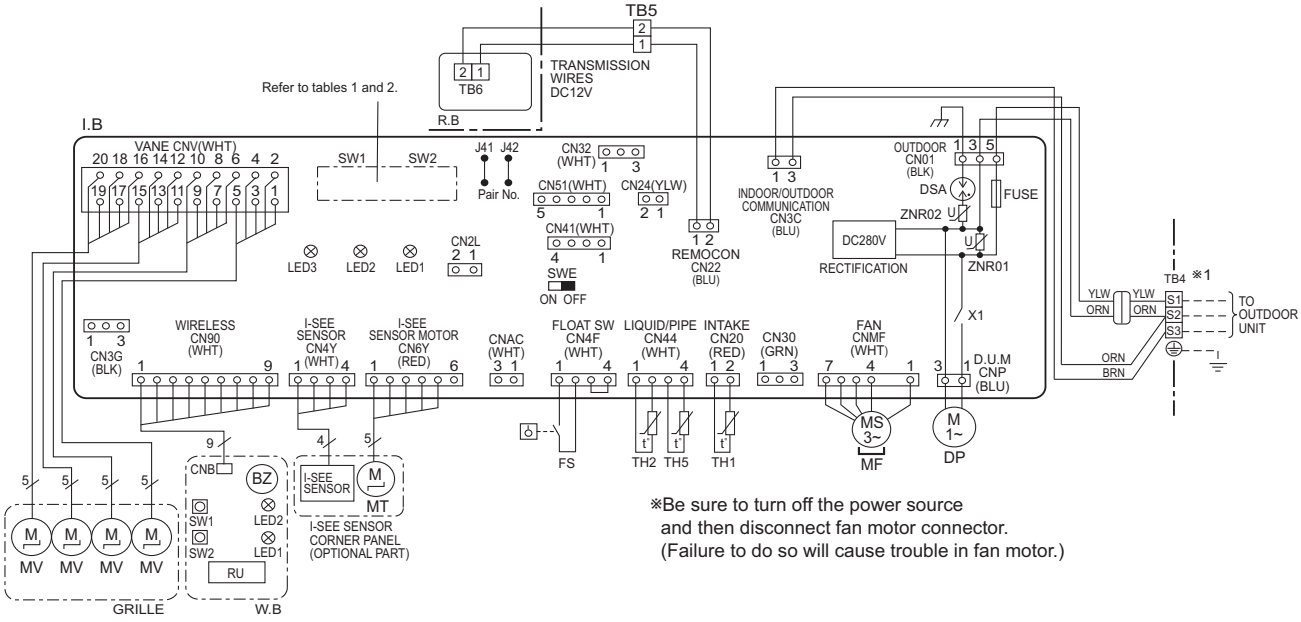

※Be sure to turn off the power source and then disconnect fan motor connector. (Failure to do so will cause trouble in fan motor.)

<Table 1>SW1(MODEL SELECTION)

SW1
Service
1 2 3 4 5 ON OFF

<Table 2>SW2(CAPACITY CODE)

SW2			
MODELS	Service	MODELS	Service
PLA-A12BA	1 2 3 4 5 ON OFF	PLA-A30BA	1 2 3 4 5 ON OFF
PLA-A18BA	1 2 3 4 5 ON OFF	PLA-A36BA	1 2 3 4 5 ON OFF
PLA-A24BA	1 2 3 4 5 ON OFF	PLA-A42BA	1 2 3 4 5 ON OFF

Notes: 1. Symbols used in wiring diagram above are, ○○○ : Connector, □□□ : Terminal block.
2. Indoor and outdoor connecting wires have polarities, make sure to match terminal numbers (S1, S2, S3) for correct wiring.
3. Since the outdoor side electric wiring may change, be sure to check the outdoor unit electric wiring for servicing.

※1.Use copper supply wires.

[Self-diagnosis]
1.For details on how to operate self-diagnosis with the wireless remote control, refer to the technical manuals etc.
2.For the wired remote control:When you quickly press twice the CHECK switch on the remote control, the unit begins self-diagnosis, and Check Codes generated in the past appear on the display.

PKA-A12HA PKA-A18HA PKA-A12HAL PKA-A18HAL

[Explanation of symbols]

Symbol	Name	Symbol	Name
I.B	Indoor controller board	M	Vane motor
CN2L	Connector (LOSSNAY)	MS	Fan motor
CN30	Connector (LLC)	S.W	Switch board
CN32	Connector (Remote switch)	SWE2	Emergency operation
CN41	Connector (HA terminal-A)	TB2	Terminal block(Indoor unit Power (option))
CN51	Connector (Centrally control)	TB4	Terminal block (Indoor/outdoor connecting line)
CN90	Connector (Remote operation adapter)	TB5	Terminal block (Remote controller transmission line)
CN152	Connector (Back-up heating)	TH1	Room temp. Thermistor (32°F/15KΩ, 77°F/5.4KΩ Detect)
DSA	Surge absorber		
FUSE	FUSE(T3.15AL250V)	TH2	Pipe temp. Thermistor/liquid (32°F/15KΩ, 77°F/5.4KΩ Detect)
LED1	Power supply (I.B)		
LED2	Power supply (R.B)	TH5	Cond./eva. temp. Thermistor (32°F/15KΩ, 77°F/5.4KΩ Detect)
LED3	Transmission (Indoor-outdoor)		
SW1	Switch (Model selection) ※See table 1	W.B	Pcb for wireless remote controller
SW2	Switch (Capacity code) ※See table 2	LED1	LED (Operation indication: Green)
SWE	Connector (Emergency operation)	LED2	LED (Preparation for heating: Orange)
ZNR01,02	Varistor	REC1	Receiving unit
R.B	Wired remote controller		
TB6	Terminal block (Remote controller transmission line)		

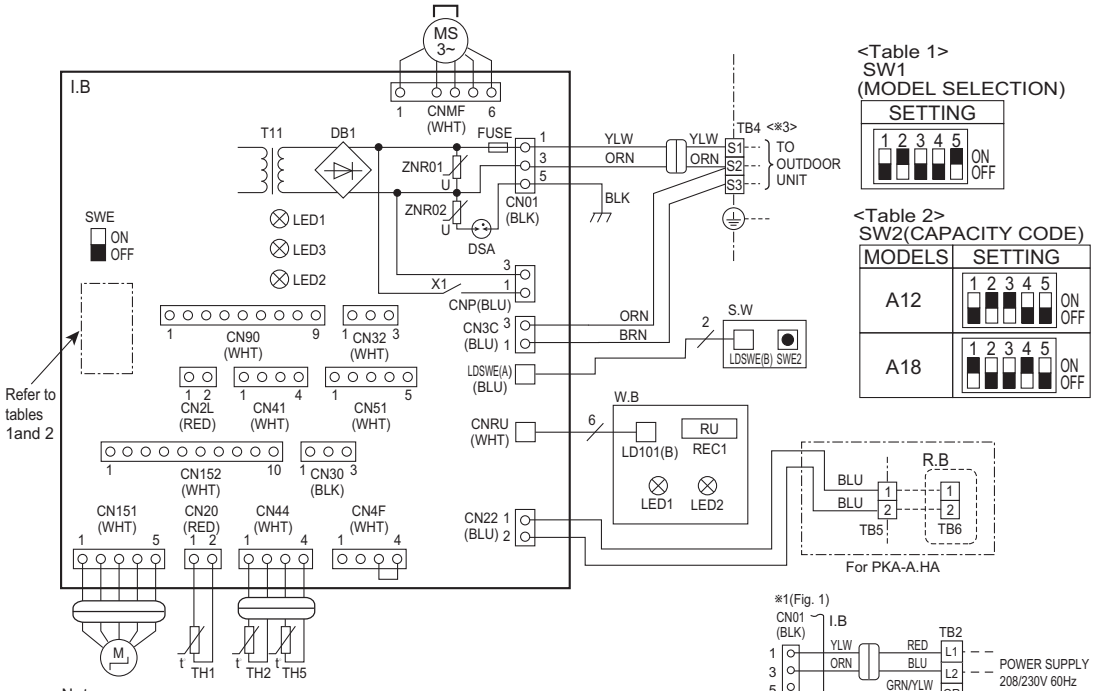

<Table 1>
SW1
(MODEL SELECTION)

SETTING
1 2 3 4 5 ON OFF

<Table 2>
SW2(CAPACITY CODE)

MODELS	SETTING
A12	1 2 3 4 5 ON OFF
A18	1 2 3 4 5 ON OFF

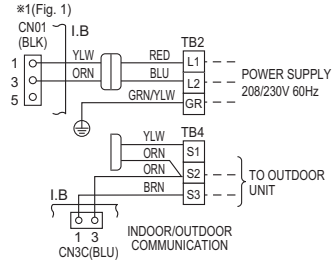

Notes:

1.Symbols used in wiring diagram above are, ▭: Connector, ▭▭▭: Terminal (block).

2.Indoor and outdoor connecting wires have polarities, make sure to match terminal numbers (S1, S2, S3)for correct wirings.

3.Since the outdoor side electric wiring may change, be sure to check the outdoor unit electric wiring diagram for servicing.

4.This diagram shows the wiring of indoor and outdoor connecting wires.(specification of 230V), adopting superimposed system for power and signal.

※1: If indoor and outdoor units have separate power supplies, refer to Fig 1.

※2: For power supply system of this unit, refer to the caution label located near this diagram.

※3: Use copper supply wires.

PKA-A24KA PKA-A24KAL PKA-A30KA PKA-A30KAL PKA-A36KA PKA-A36KAL

【Explanation of symbols】

Symbol	Name	Symbol	Name
I.B	Indoor controller board	R.B	Wired remote controller
CN2L	Connector (LOSSNAY)	TB6	Terminal block (Remote controller transmission line)
CN30	Connector (LLC)	M	Vane motor
CN32	Connector (Remote switch)	MS	Fan motor
CN41	Connector (HA terminal-A)	S.W	Switch board
CN51	Connector (Centrally control)	SWE2	Emergency operation
CN90	Connector (Remote operation adapter)	TB2	Terminal block(Indoor unit Power (option))
CN152	Connector (Back-up heating)	TB4	Terminal block (Indoor/outdoor connecting line)
DSA	Surge absorber	TB5	Terminal block (Remote controller transmission line)
FUSE	FUSE(T3.15AL250V)	TH1	Room temp. Thermistor (32˚F／15KΩ、77˚F／5.4KΩ Detect)
LED1	Power supply (I.B)		
LED2	Power supply (R.B)	TH2	Pipe temp. Thermistor/liquid (32˚F／15KΩ、77˚F／5.4KΩ Detect)
LED3	Transmission (Indoor-outdoor)		
SW1	Switch (Model selection) ※See table 1	TH5	Cond./eva. temp. Thermistor (32˚F／15KΩ、77˚F／5.4KΩ Detect)
SW2	Switch (Capacity code) ※See table 2		
SWE	Connector (Emergency operation)	W.B	Pcb for wireless remote controller
ZNR01,02	Varistor	LED1	LED (Operation indication : Green)
		LED2	LED (Preparation for heating: Orange)
		REC1	Receiving unit

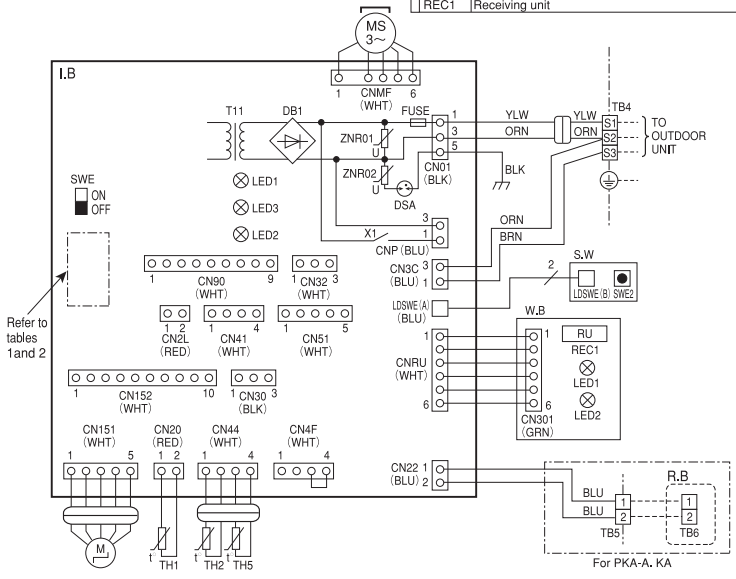

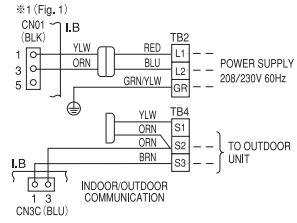

〈Table 1〉
SW1
(MODEL SELECTION)

SETTING
1 2 3 4 5 ON OFF

〈Table 2〉
SW2 (CAPACITY CODE)

MODELS	SETTING	MODELS	SETTING	MODELS	SETTING
PKA-A24KA (L)	1 2 3 4 5 ON OFF	PKA-A30KA (L)	1 2 3 4 5 ON OFF	PKA-A36KA (L)	1 2 3 4 5 ON OFF

Notes:

1.Symbols used in wiring diagram above are, ▭: Connector, ▭▭▭: Terminal (block).

2.Indoor and outdoor connecting wires have polarities, make sure to match terminal numbers (S1, S2, S3)for correct wirings.

3.Since the outdoor side electric wiring may change, be sure to check the outdoor unit electric wiring diagram for servicing.

4.This diagram shows the wiring of indoor and outdoor connecting wires.(specification of 230V), adopting superimposed system for power and signal.

※1: If indoor and outdoor units have separate power supplies, refer to Fig 1.

※2: For power supply system of this unit, refer to the caution label located near this diagram.

※3: Use copper supply wires.

PCA-A24KA PCA-A30KA PCA-A36KA PCA-A42KA

[LEGEND]

SYMBOL	NAME
I.B	INDOOR CONTROLLER BOARD
CN2L	CONNECTOR (LOSSNAY)
CN24	CONNECTOR (BACK-UP HEATING)
CN30	CONNECTOR (LLC)
CN32	CONNECTOR (REMOTE SWITCH)
CN41	CONNECTOR (HA TERMINAL-A)
CN51	CONNECTOR (CENTRALLY CONTROL)
DSA	SURGE ABSORBER
FUSE	FUSE (T6.3AL250V)
LED1	POWER SUPPLY (I.B)
LED2	POWER SUPPLY (R.B)
LED3	TRANSMISSION (INDOOR-OUTDOOR)
SW1	SWITCH (MODEL SELECTION) ※See table 1
SW2	SWITCH (CAPACITY CODE) ※See table 2
SWE	CONNECTOR (EMERGENCY OPERATION)
X1	RELAY (DRAIN LIFT UP MECHANISM)
ZNR01,02	VARISTOR
R.B	WIRED REMOTE CONTROLLER BOARD
MF	FAN MOTOR
MV	VANE MOTOR

SYMBOL	NAME
TB4	TERMINAL BLOCK (INDOOR/OUTDOOR CONNECTING LINE)
TB5,TB6	TERMINAL BLOCK (REMOTE CONTROLLER TRANSMISSION LINE)
TH1	ROOM TEMP. THERMISTOR (32ºF / 15kΩ, 77ºF/ 5. 4kΩ DETECT)
TH2	PIPE TEMP. THERMISTOR/LIQUID (32ºF / 15kΩ, 77ºF/ 5. 4kΩ DETECT)
TH5	COND. / EVA. TEMP. THERMISTOR (32ºF / 15kΩ, 77ºF/ 5. 4kΩ DETECT)
OPTIONAL PARTS	
W.B	PCB FOR WIRELESS REMOTE CONTROLLER
BZ	BUZZER
LED1	LED (OPERATION INDICATION : GREEN)
LED2	LED (PREPARATION FOR HEATING : ORANGE)
RU	RECEIVING UNIT
SW1	EMERGENCY OPERATION (HEAT / DOWN)
SW2	EMERGENCY OPERATION (COOL / UP)
DP	DRAIN LIFT UP MECHANISM
FS	DRAIN FLOAT SWITCH

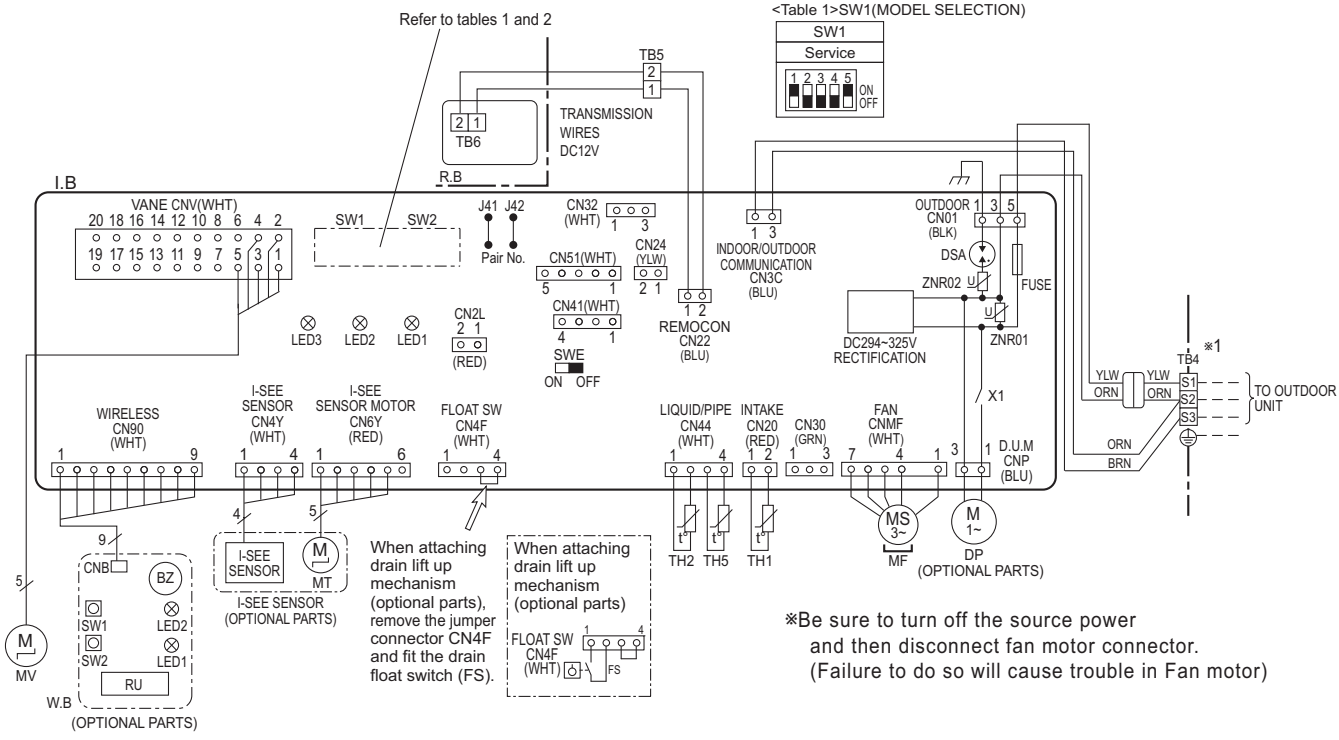

<Table 2>SW2(CAPACITY CODE)

SW2			
MODELS	Service	MODELS	Service
PCA-A24KA	1 2 3 4 5 ON OFF	PCA-A36KA	1 2 3 4 5 ON OFF
PCA-A30KA	1 2 3 4 5 ON OFF	PCA-A42KA	1 2 3 4 5 ON OFF

Notes: 1.Symbols used in wiring diagram above are, ▭: Connector, ▭▭▭: Terminal block.
2.Indoor and outdoor connecting wires have polarities, make sure to match terminal numbers (S1, S2, S3) for correct wirings.
3.Since the outdoor side electric wiring may change, be sure to check the outdoor unit electric wiring for servicing.
※1: Use copper supply wire.

[Self-diagnosis]
1.For details on how to operate self-diagnosis with the wireless remote control,refer to the technical manuals etc.
2.For the wired remote control:When you quickly press twice the CHECK switch on the remote control, the unit begins self-diagnosis, and Check Codes generated in the past appear on the display.
For Check Codes and Symptoms refer to the table below.

PEA-A12AA PEA-A18AA

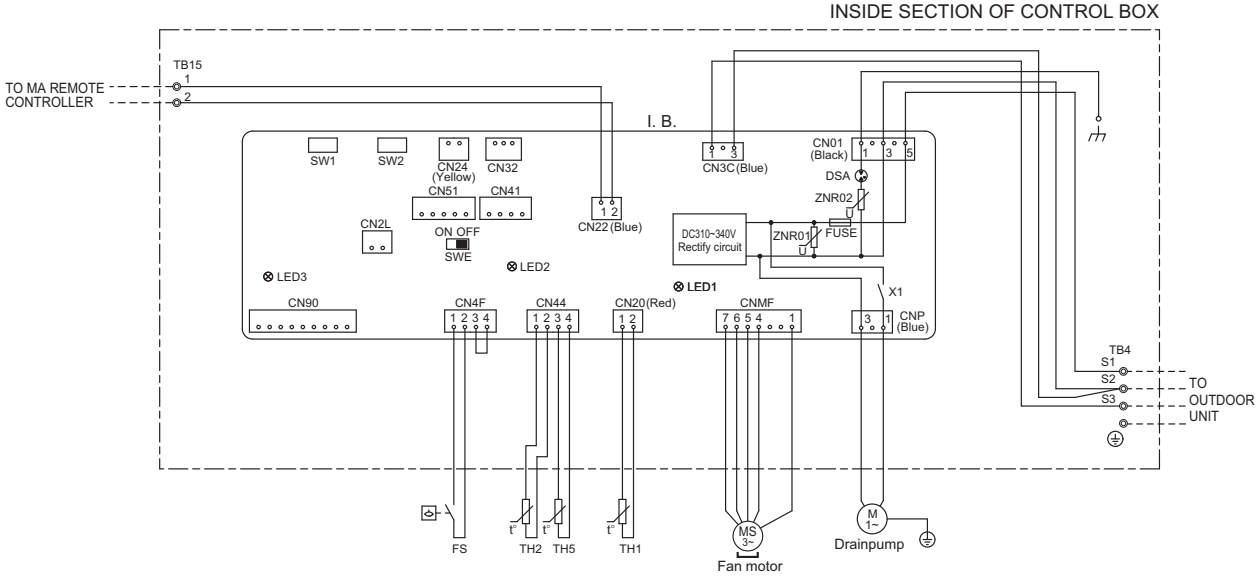

SYMBOL EXPLANATION

SYMBOL	NAME	SYMBOL	NAME
I. B.	INDOOR CONTROLLER BOARD	LED2	POWER SUPPLY(I.B.)
FUSE	FUSE AC250V 6.3A	LED3	TRANSMISSION(INDOOR-OUTDOOR)
ZNR01,02	VARISTOR	SW1	SWITCH (FOR MODE SELECTION)
DSA	ARRESTER	SW2	SWITCH (FOR CAPACITY CODE)
X1	AUX. RELAY	SWE	CONNECTOR (EMERGENCY OPERATION)
CN2L	CONNECTOR (LOSSNAY)	TH1	INTAKE AIR TEMP. THERMISTOR
CN24	CONNECTOR (BACK-UP HEATING)	TH2	PIPE TEMP. THERMISTOR/LIQUID
CN32	CONNECTOR (REMOTE SWITCH)	TH5	COND./EVA. TEMP. THERMISTOR
CN41	CONNECTOR (HA TERMINAL-A)	FS	FLOAT SWITCH
CN51	CONNECTOR (CENTRALLY CONTROL)	TB4	TERMINAL BLOCK (INDOOR/OUTDOOR CONNECTING LINE)
CN90	CONNECTOR (WIRELESS)		
LED1	POWER SUPPLY(I.B.)	TB15	TERMINAL BLOCK (REMOTE CONTROLLER TRANSMISSION LINE)

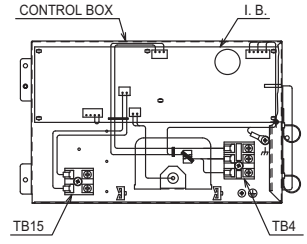

PARTS LOCATION

Note1.Since the outdoor side electric wiring may change be sure to check the outdoor unit electric wiring for servicing.
2.Indoor and outdoor connecting wires have polarities, make sure to match terminal numbers (S1, S2, S3)for correct wirings.
3.Symbols used in wiring diagram above are,⊖:Connector,◎:Terminal.
4.Use copper supply wire.

PEAD-A24AA PEAD-A30AA PEAD-A36AA PEAD-A42AA

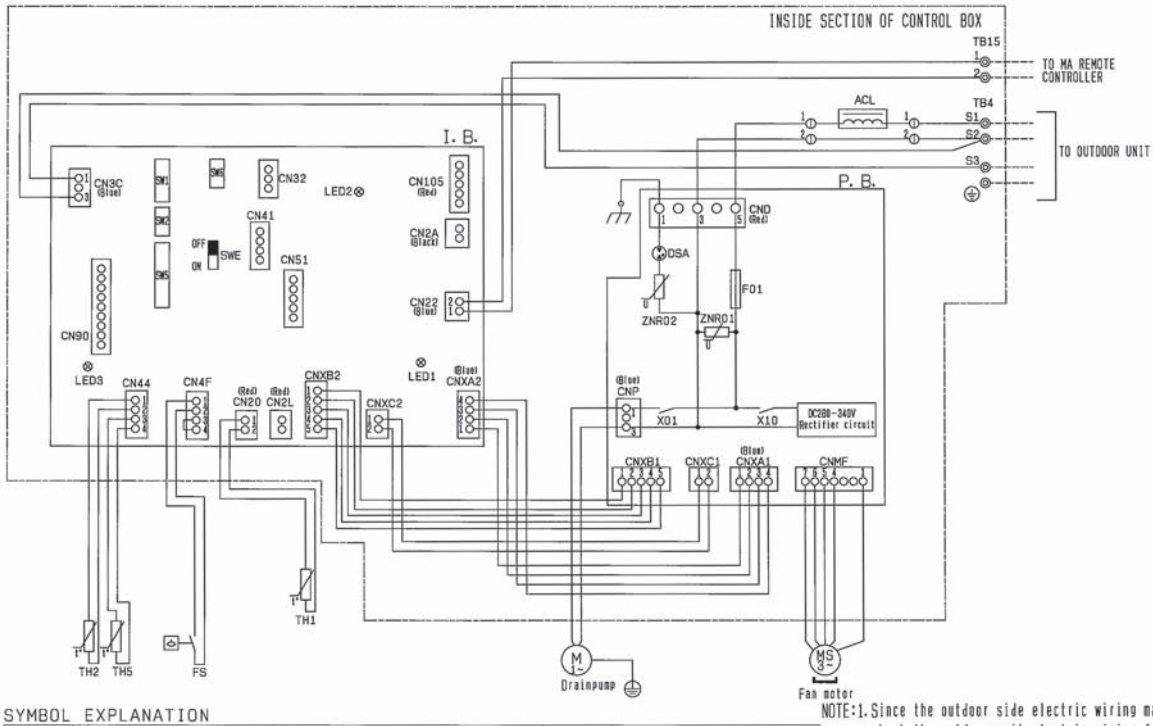

SYMBOL EXPLANATION

SYMBOL	NAME	SYMBOL	NAME	SYMBOL	NAME
I. B.	Indoor controller board	I. B.	Indoor controller board	TH1	Intake air temp. Thermister
CN2A	Connector (0-10V Analog input)	SW1	Switch (for mode selection)	TH2	Pipe temp. Thermister/liquid
CN2L	Connector (Lossnay)	SW2	Switch (for capacity code)	TH5	Cond./eva. temp. Thermister
CN32	Connector (Remote switch)	SW5	Switch (for model selection)	ACL	AC reactor (Power factor improvement)
CN41	Connector (HA terminal-A)	SW6	Switch (for model selection)	FS	Float switch
CN51	Connector (Centrally control)	SWE	Connector (emergency operation)	TB4	Terminal block (Indoor/outdoor connecting line)
CN90	Connector (Wireless)	P. B.	Power supply board		
CN105	Connector (IT terminal)	F01	Fuse AC250V 6.3A	TB15	Terminal block (Remote controller transmission line)
LED1	LED (Power supply)	ZNR01, 02	Varistor		
LED2	LED (Remote controller supply)	DSA	Arrester		
LED3	LED (Transmission indoor-outdoor)	X01	Aux. relay		
		X10	Aux. relay		

NOTE: 1. Since the outdoor side electric wiring may change be sure to check the outdoor unit electric wiring for servicing.
2. Indoor and outdoor connecting wires are made with polarities, make wiring matching terminal numbers (S1, S2, S3).
3. Symbols used in wiring diagram above are, ◎ terminal block, ⓘ connector.
4. Use copper supply wire.

PUZ-A18NHA3 PUZ-A18NHA3-BS PUY-A12/18NHA3 PUY-A12/18NHA3-BS

[LEGEND]

SYMBOL	NAME	SYMBOL	NAME	SYMBOL	NAME
TB1	Terminal Block<Power Supply, Indoor/Outdoor>	PFC	Converter	SW9	Switch
MC	Motor for Compressor	IPM	Power Module	LED1,LED2	LED<Operation Inspection Indicators>
MF1	Fan Motor	CB1~CB3	Main Smoothing Capacitor	F1~F4	Fuse<T6.3AL250V>
21S4	Solenoid Valve (Four-Way Valve)	N.F.	Noise Filter Circuit Board	SWP	Switch<Pump Down>
63H	High Pressure Switch	LI/LO	Connection Terminal<L1-Phase>	CN31	Connector<Emergency Operation>
TH3	Thermistor<Outdoor Pipe>	NI/NO	Connection Terminal<L2-Phase>	SS	Connector<Connection for Option>
TH6	Thermistor<Outdoor 2-Phase Pipe>	EI,E2,E3	Connection Terminal<Ground>	CNM	Connector<A-Control Service Inspection Kit>
TH7	Thermistor<Outdoor>	52C	52C Relay	CNMNT	Connector <Connected to Optional M-NET Adapter Board>
TH8	Thermistor<Heatsink>	C.B.	Controller Circuit Board	CNVMNT	Connector <Connected to Optional M-NET Adapter Board>
TH32	Thermistor<Shell>	SW1	Switch<Forced Defrost, Defect History Record Reset, Refrigerant Address>	CNDM	Connector <Connected for Option (Contact Input)>
LEV-A	Electronic Expansion Valve	SW4	Switch<Test Operation>	CN51	Connector <Connected for Option (Signal output)>
ACL	Reactor	SW5	Switch<Function Switch>	X51, X52, X55	Relay
CY1,CY2	Capacitor	SW6	Switch<Model Select>		
P.B.	Power Circuit Board	SW7	Switch<Function Setup>		
TABR/S	Connection Terminal<L1/L2-Phase>	SW8	Switch<Function Setup>		
TABU/V/W	Connection Terminal<U/V/W-Phase>				

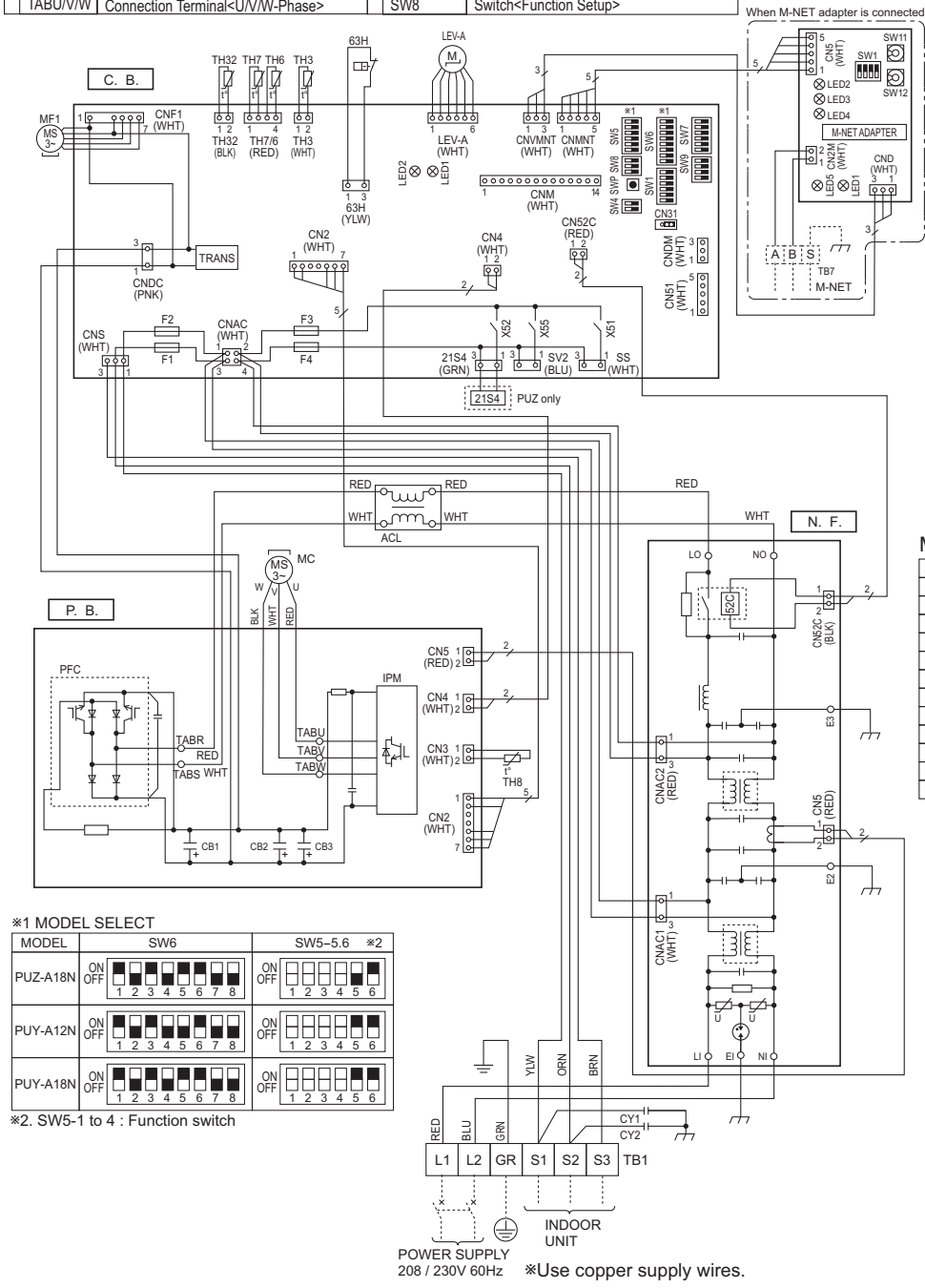

※1 MODEL SELECT

MODEL	SW6	SW5–5.6 ※2
PUZ-A18N	ON OFF 1 2 3 4 5 6 7 8	ON OFF 1 2 3 4 5 6
PUY-A12N	ON OFF 1 2 3 4 5 6 7 8	ON OFF 1 2 3 4 5 6
PUY-A18N	ON OFF 1 2 3 4 5 6 7 8	ON OFF 1 2 3 4 5 6

※2. SW5-1 to 4 : Function switch

M-NET ADAPTER

SYMBOL	NAME
TB7	Terminal Block<M-net connection>
CN5	Connector<Transmission>
CND	Connector<Power Supply>
CN2M	Connector<M-NET communication>
SW1	Switch<Status of communication>
SW11	Switch<Address setting : 1s digit>
SW12	Switch<Address setting : 10s digit>
LED1	LED<Power Supply : DC5V>
LED2	LED<Connection to Outdoor Unit>
LED3	LED<Transmission : Sending>
LED4	LED<Transmission : Receiving>
LED5	LED<Power Supply : DC12V>

PUZ-A24NHA3 PUZ-A24NHA3-BS PUY-A24NHA3 PUY-A24NHA3-BS

[LEGEND]

SYMBOL	NAME
TB1	Terminal Block<Power Supply, Indoor/Outdoor>
MC	Motor for Compressor
MF1	Fan Motor
21S4	Solenoid Valve (Four-Way Valve)
63H	High Pressure Switch
SV	Solenoid Valve (Bypass Valve)
TH3	Thermistor<Outdoor Pipe>
TH6	Thermistor<Outdoor 2-Phase Pipe>
TH7	Thermistor<Outdoor>
TH8	Thermistor<Heatsink>
TH32	Thermistor<Shell>
LEV-A	Electronic Expansion Valve
ACL	Reactor
CY1,CY2	Capacitor
P.B.	Power Circuit Board
TABR/S	Connection Terminal<L1/L2-Phase>
TABU/V/W	Connection Terminal<U/V/W-Phase>

SYMBOL	NAME
PFC	Converter
IPM	Power Module
CB1~CB3	Main Smoothing Capacitor
N.F.	Noise Filter Circuit Board
LI/LO	Connection Terminal<L1-Phase>
NI/NO	Connection Terminal<L2-Phase>
EI,E2,E3	Connection Terminal<Ground>
52C	52C Relay
C.B.	Controller Circuit Board
SW1	Switch<Forced Defrost, Defect History Record Reset, Refrigerant Address>
SW4	Switch<Test Operation>
SW5	Switch<Function Switch>
SW6	Switch<Model Select>
SW7	Switch<Function Setup>
SW8	Switch<Function Setup>
SW9	Switch

SYMBOL	NAME
LED1,LED2	LED<Operation Inspection Indicators>
F1~F4	Fuse<T6.3AL250V>
SWP	Switch<Pump Down>
CN31	Connector<Emergency Operation>
SS	Connector<Connection for Option>
CNM	Connector<A-Control Service Inspection Kit>
CNMNT	Connector <Connected to Optional M-NET Adapter Board>
CNVMNT	Connector <Connected to Optional M-NET Adapter Board>
CNDM	Connector <Connected for Option (Contact Input)>
CN51	Connector <Connected for Option (Signal output)>
X51,X52,X55	Relay

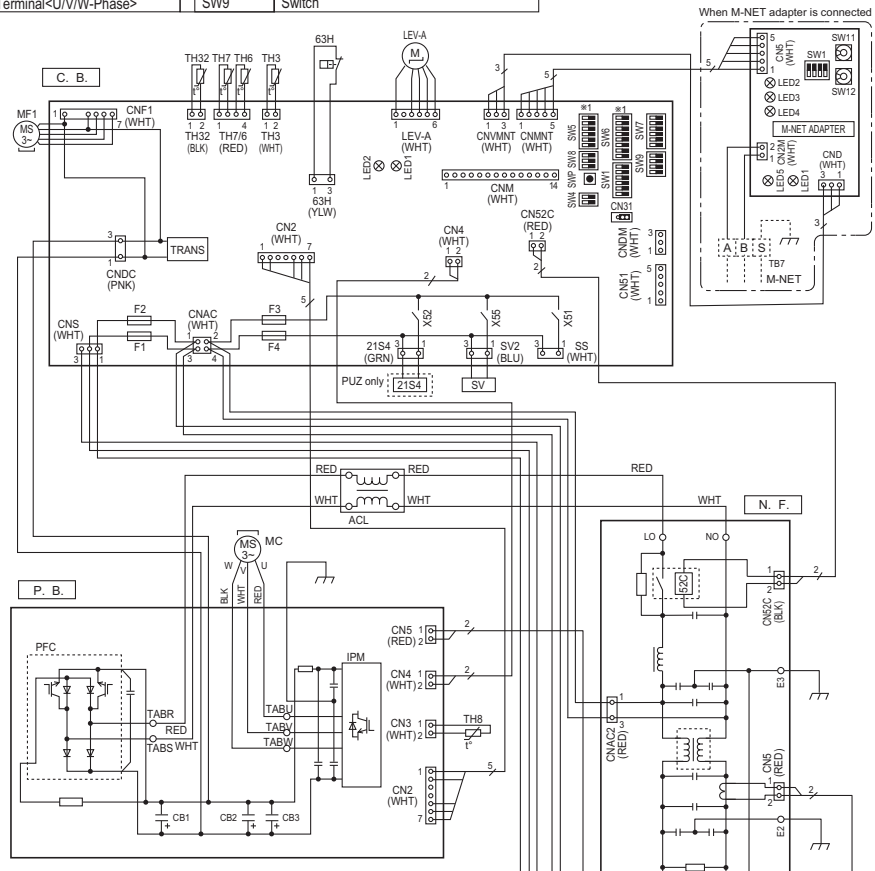

※Use copper supply wires.

※1 MODEL SELECT

MODEL	SW6	SW5~5.6 ※2
PUZ-A24N	ON OFF 1 2 3 4 5 6 7 8	ON OFF 1 2 3 4 5 6
PUY-A24N	ON OFF 1 2 3 4 5 6 7 8	ON OFF 1 2 3 4 5 6

※2. SW5-1 to 4 : Function switch

M-NET ADAPTER

SYMBOL	NAME
TB7	Terminal Block<M-net connection>
CN5	Connector<Transmission>
CND	Connector<Power Supply>
CN2M	Connector<M-NET communication>
SW1	Switch<Status of communication>
SW11	Switch<Address setting : 1s digit>
SW12	Switch<Address setting : 10s digit>
LED1	LED<Power Supply : DC5V>
LED2	LED<Connection to Outdoor Unit>
LED3	LED<Transmission : Sending>
LED4	LED<Transmission : Recelving>
LED5	LED<Power Supply : DC12V>

PUZ-A30/36NHA3 PUZ-A30/36NHA3-BS PUY-A30/36NHA3 PUY-A30/36NHA3-BS

[LEGEND]

SYMBOL	NAME	SYMBOL	NAME	SYMBOL	NAME
TB1	Terminal Block<Power Supply, Indoor/Outdoor >	P.B.	Power Circuit Board	SW4	Switch<Test Operation>
MC	Motor for Compressor	TABU/V/W	Connection Terminal<U/V/W-Phase>	SW5	Switch<Function Switch>
MF1	Fan Motor	TABS/T	Connection Terminal<L1/L2-Phase>	SW6	Switch<Model Select>
21S4	Solenoid Valve (Four-Way Valve)	TABP1/P2	Connection Terminal<DC Voltage>	SW7	Switch<Function Setup>
SV	Solenoid Valve (Bypass Valve)	TABN1/N2	Connection Terminal<DC Voltage>	SW8	Switch<Function Setup>
63H	High Pressure Switch	DS2, DS3	Diode Bridge	SW9	Switch
TH3	Thermistor<Outdoor Pipe>	IPM	Power Module	SWP	Switch<Pump Down>
TH6	Thermistor<Outdoor 2-Phase Pipe>	N.F.	Noise Filter Circuit Board	CN31	Connector<Emergency Operation>
TH7	Thermistor<Outdoor>	LI/LO	Connection Lead<L1-Phase>	LED1,LED2	LED<Operation Inspection Indicators>
TH8	Thermistor<Heatsink>	NI/NO	Connection Lead<L2-Phase>	SS	Connector<Connection for Option>
TH32	Thermistor<Shell>	EI, E2	Connection Terminal<Ground>	CNM	Connector<A-Control Service Inspection Kit>
LEV-A	Electronic Expansion Valve	52C	52C Relay	CNMNT	Connector<Connected to Optional M-NET Adapter Board>
DCL	Reactor	C.B.	Controller Circuit Board	CNVMNT	Connector<Connected to Optional M-NET Adapter Board>
CY1, CY2	Capacitor	F1~F4	Fuse<T6.3AL250V>	CNDM	Connector< Connected for Option (Contact Input)>
ACTM	Active Filter Module	SW1	Switch<Forced Defrost, Defect History Record Reset, Refrigerant Address>	CN51	Connector< Connected for Option (Signal output)>
				X51,X52,X55	Relay

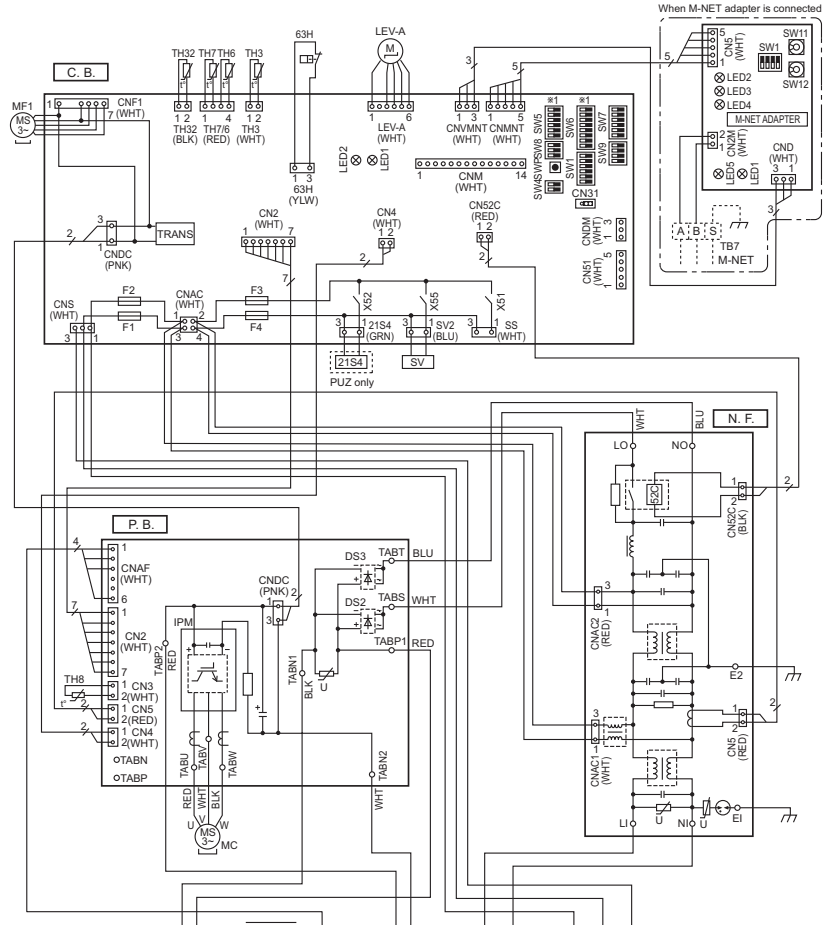

※1 MODEL SELECT

MODEL	SW6	SW5~5.6 ※2
PUZ-A30N	ON OFF 1 2 3 4 5 6 7 8	ON OFF 1 2 3 4 5 6
PUZ-A36N	ON OFF 1 2 3 4 5 6 7 8	ON OFF 1 2 3 4 5 6
PUY-A30N	ON OFF 1 2 3 4 5 6 7 8	ON OFF 1 2 3 4 5 6
PUY-A36N	ON OFF 1 2 3 4 5 6 7 8	ON OFF 1 2 3 4 5 6

※2. SW5-1 to 4 : Function switch

※Use copper supply wires.

M-NET ADAPTER

SYMBOL	NAME
TB7	Terminal Block<M-net connection>
CN5	Connector<Transmission>
CND	Connector<Power Supply>
CN2M	Connector<M-NET communication>
SW1	Switch<Status of communication>
SW11	Switch<Address setting : 1s digit>
SW12	Switch<Address setting : 10s digit>
LED1	LED<Power Supply : DC5V>
LED2	LED<Connection to Outdoor Unit>
LED3	LED<Transmission : Sending>
LED4	LED<Transmission : Recelving>
LED5	LED<Power Supply : DC12V>

PUZ-A42NHA3 PUZ-A42NHA3-BS PUY-A42NHA3 PUY-A42NHA3-BS

[LEGEND]

SYMBOL	NAME	SYMBOL	NAME	SYMBOL	NAME
TB1	Terminal Block<Power Supply, Indoor/Outdoor >	P.B.	Power Circuit Board	SW4	Switch<Test Operation>
MC	Motor for Compressor	TABU/V/W	Connection Terminal<U/V/W-Phase>	SW5	Switch<Function Switch>
MF1,MF2	Fan Motor	TABS/T	Connection Terminal<L1/L2-Phase>	SW6	Switch<Model Select>
21S4	Solenoid Valve (Four-Way Valve)	TABP1/P2/P	Connection Terminal<DC Voltage>	SW7	Switch<Function Setup>
63H	High Pressure Switch	TABN1/N2/N	Connection Terminal<DC Voltage>	SW8	Switch<Function Setup>
63L	Low Pressure Switch	DS2, DS3	Diode Bridge	SW9	Switch
TH3	Thermistor<Outdoor Pipe>	IPM	Power Module	SWP	Switch<Pump Down>
TH4	Thermistor<Discharge>	N.F.	Noise Filter Circuit Board	CN31	Connector<Emergency Operation>
TH6	Thermistor<Outdoor 2-Phase Pipe>	LI/LO	Connection Lead<L1-Phase>	LED1,LED2	LED<Operation Inspection Indicators>
TH7	Thermistor<Outdoor>	NI/NO	Connection Lead<L2-Phase>	SS	Connector<Connection for Option>
TH8	Thermistor<Heatsink>	EI, E2	Connection Terminal<Ground>	CNM	Connector<A-Control Service Inspection Kit>
LEV-A	Electronic Expansion Valve	52C	52C Relay	CNMNT	Connector<Connected to Optional M-NET Adapter Board>
DCL	Reactor	C.B.	Controller Circuit Board	CNVMNT	Connector<Connected to Optional M-NET Adapter Board>
CY1, CY2	Capacitor	F1~F4	Fuse<T6.3AL250V>	CNDM	Connector< Connected for Option (Contact Input)>
ACTM	Active Filter Module	SW1	Switch<Forced Defrost, Defect History Record Reset, Refrigerant Address>	CN51	Connector< Connected for Option (Signal output)>
CB	Main Smoothing Capacitor			X51,X52	Relay

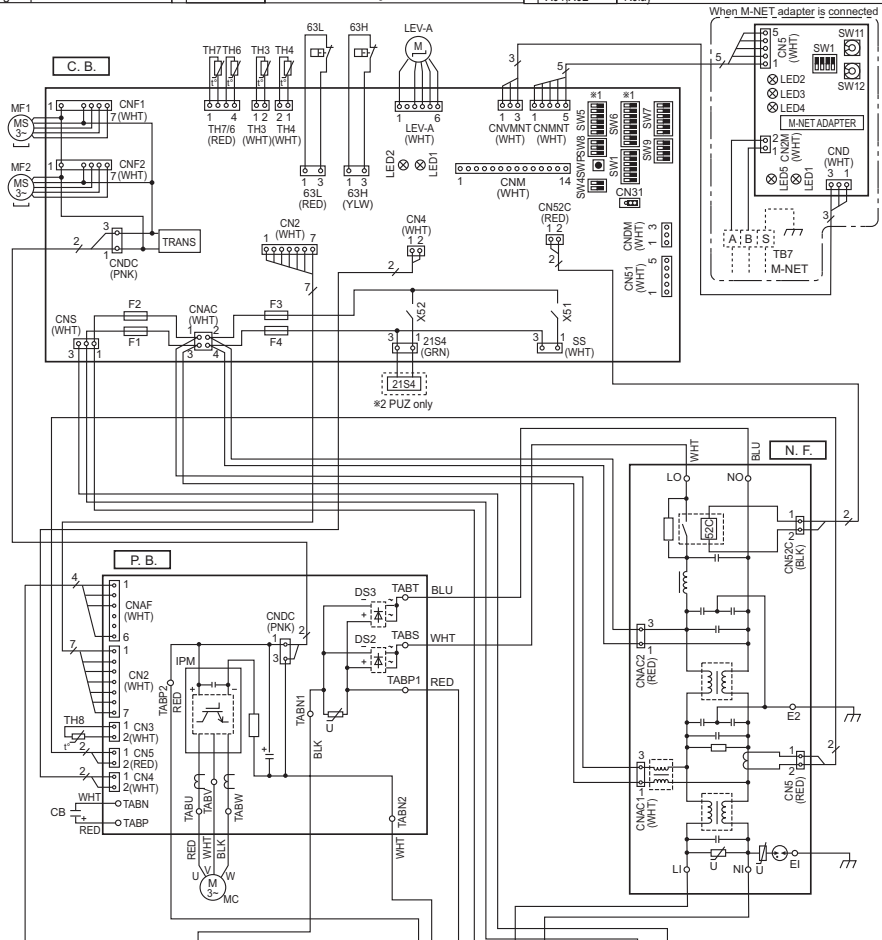

※Use copper supply wires.

※1 MODEL SELECT

MODEL	SW6	SW5~5.6 ※2
PUZ-A42N	ON OFF 1 2 3 4 5 6 7 8	ON OFF 1 2 3 4 5 6
PUY-A42N	ON OFF 1 2 3 4 5 6 7 8	ON OFF 1 2 3 4 5 6

※2. SW5-1 to 4 : Function switch

M-NET ADAPTER

SYMBOL	NAME
TB7	Terminal Block<M-net connection>
CN5	Connector<Transmission>
CND	Connector<Power Supply>
CN2M	Connector<M-NET communication>
SW1	Switch<Status of communication>
SW11	Switch<Address setting : 1s digit>
SW12	Switch<Address setting : 10s digit>
LED1	LED<Power Supply : DC5V>
LED2	LED<Connection to Outdoor Unit>
LED3	LED<Transmission : Sending>
LED4	LED<Transmission : Recelving>
LED5	LED<Power Supply : DC12V>

PUZ-HA30NHA2 PUZ-HA36NHA2

[LEGEND]

SYMBOL	NAME	SYMBOL	NAME	SYMBOL	NAME
TB1	Terminal Block<Power Supply, Indoor/Outdoor >	P.B.	Power Circuit Board	SW6	Switch<Model Select>
MC	Motor for Compressor	TABU/V/W	Connection Terminal<U/V/W-Phase>	SW7	Switch<Function Setup>
MF1, MF2	Fan Motor	TABS/T	Connection Terminal <L/N-Phase>	SW8	Switch<Function Setup>
21S4	Solenoid Valve (Four-Way Valve)	TABP1/P2/P	Connection Terminal<DC Voltage>	SW9	Switch
63H	High Pressure Switch	TABN1/N2/N	Connection Terminal<DC Voltage>	SWP	Switch<Pump Down>
63L	Low Pressure Switch	DS2, DS3	Diode Bridge	CN31	Connector<Emergency Operation>
SV	Solenoid Valve (Bypass Valve)	IPM	Power Module	SS	Connector<Connection for Option>
TH3,TH32,TH33	Thermistor<Outdoor Pipe>	N.F.	Noise Filter Circuit Board	CNM	Connector<A-Control Service Inspection Kit>
TH4	Thermistor<Discharge>	LI / LO	Connection Terminal<L-Phase>	CNMNT	Connector <Connected to Optional M-NET Adapter Board>
TH6	Thermistor<Outdoor 2-Phase Pipe>	NI / NO	Connection Terminal<N-Phase>	CNVMNT	Connector <Connected to Optional M-NET Adapter Board>
TH7	Thermistor<Outdoor>	EI, E2	Connection Terminal<Ground>	CNDM	Connector < Connected for Option (Contact Input)>
TH8	Thermistor<Heatsink>	52C	52C Relay	CN51	Connector < Connected for Option (Signal output)>
LEV-A, LEV-B,LEV-C	Electronic Expansion Valve	C.B.	Controller Circuit Board	LED1,LED2	LED<Operation Inspection Indicators>
DCL	Reactor	SW1	Switch<Forced Defrost, Defect History Record Reset, Refrigerant Address>	F1~F4	Fuse< T6.3AL250V>
ACTM	Active Filter Module	SW4	Switch<Test Operation>	X51,X52,X55	Relay
CB	Main Smoothing Capacitor	SW5	Switch<Function Switch>		
CY1, CY2	Capacitor				

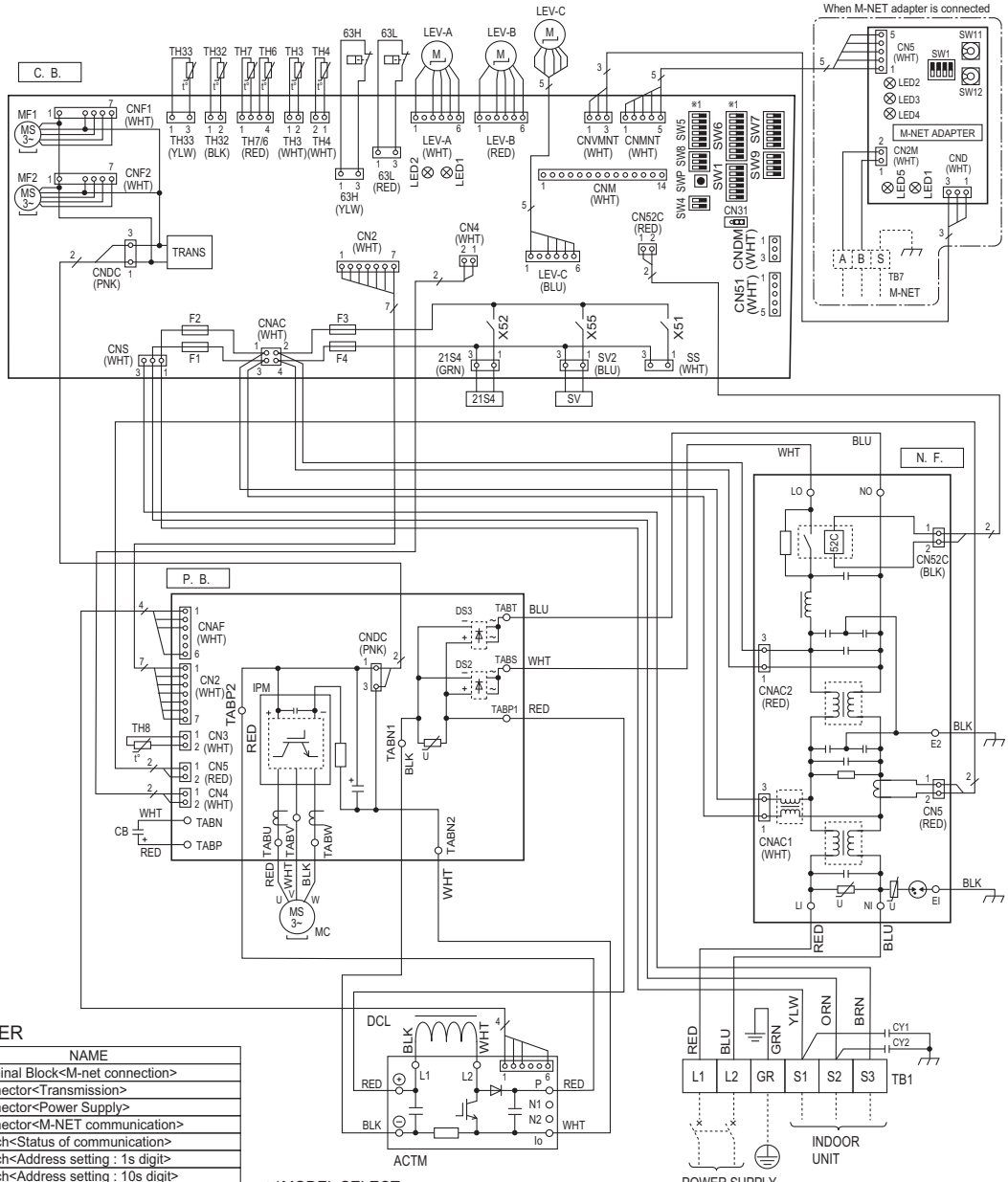

※Use copper supply wires.

M-NET ADAPTER

SYMBOL	NAME
TB7	Terminal Block<M-net connection>
CN5	Connector<Transmission>
CND	Connector<Power Supply>
CN2M	Connector<M-NET communication>
SW1	Switch<Status of communication>
SW11	Switch<Address setting : 1s digit>
SW12	Switch<Address setting : 10s digit>
LED1	LED<Power Supply : DC5V>
LED2	LED<Connection to Outdoor Unit>
LED3	LED<Transmission : Sending>
LED4	LED<Transmission : Recelving>
LED5	LED<Power Supply : DC12V>

※1MODEL SELECT

MODEL	SW6	SW5-6 ※2
30N	ON OFF 1 2 3 4 5 6 7 8	ON OFF 1 2 3 4 5 6
36N	ON OFF 1 2 3 4 5 6 7 8	ON OFF 1 2 3 4 5 6

※2. SW5 -1 to 5 : Function Switch

6 REFRIGERANT SYSTEM DIAGRAM

6-1. INDOOR UNIT

PLA-A·BA PCA-A·KA PEA-A·AA PEAD-A·AA

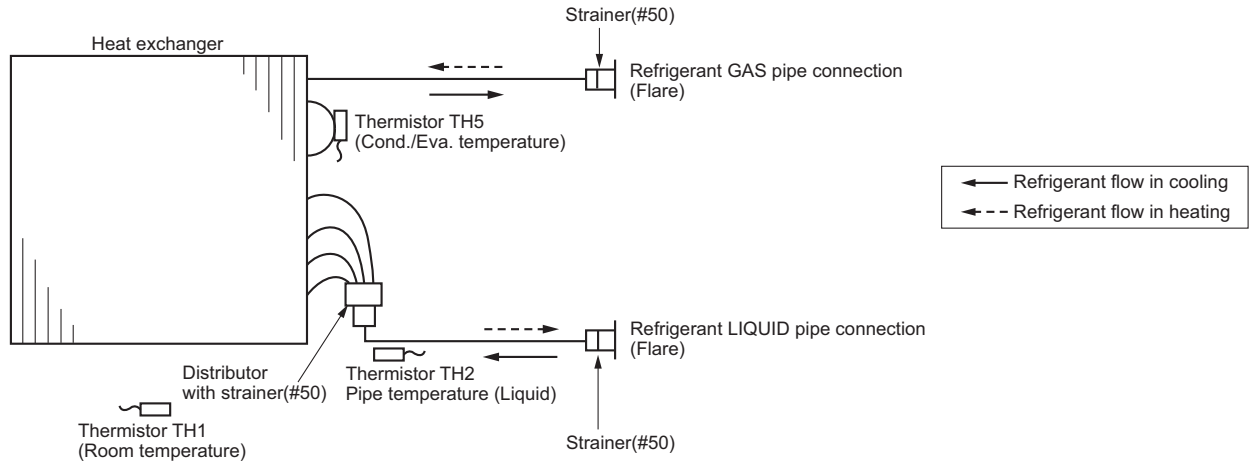

PKA-A·HA PKA-A·HAL PKA-A·KA PKA-A·KAL

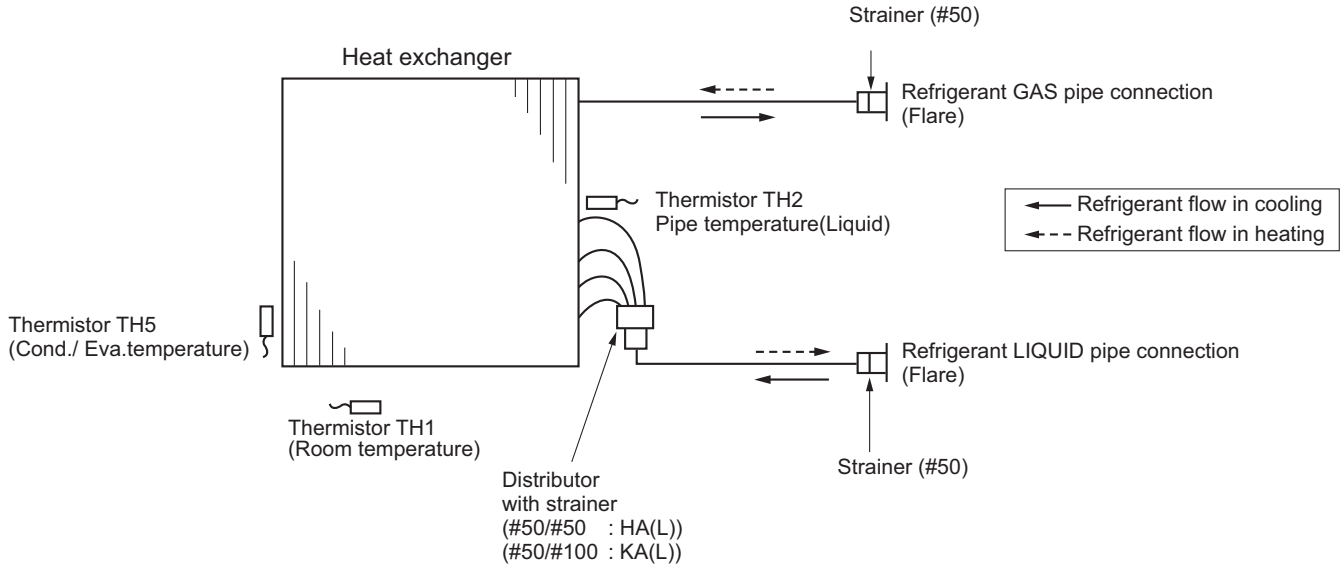

6-2. OUTDOOR UNIT

Unit: mm (inch)

PUZ-A18NHA3(-BS)

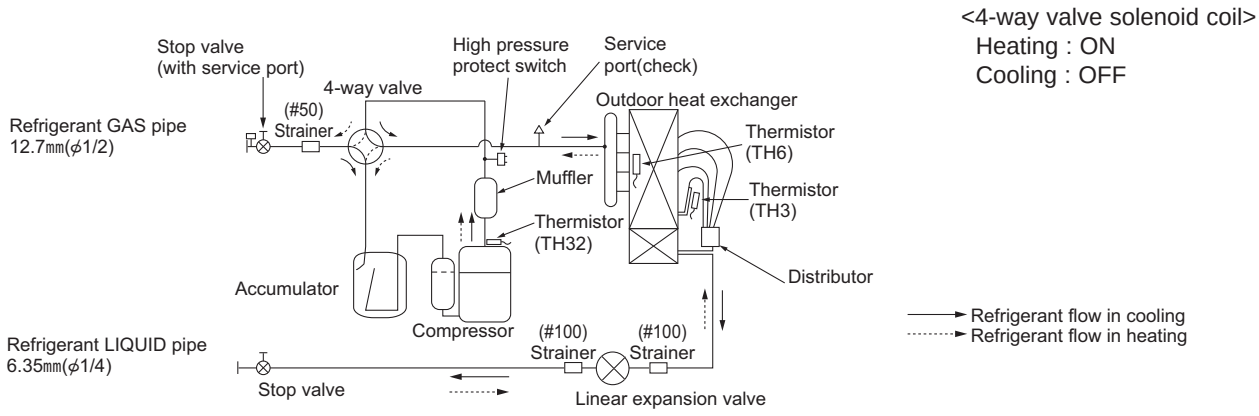

PUZ-A24NHA3(-BS) PUZ-A30NHA3(-BS) PUZ-A36NHA3(-BS)

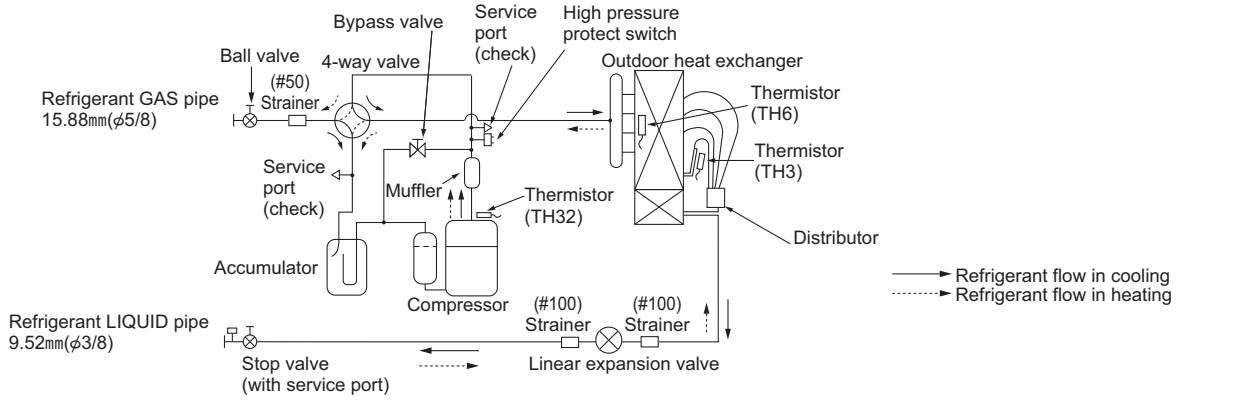

PUZ-A42NHA3(-BS)

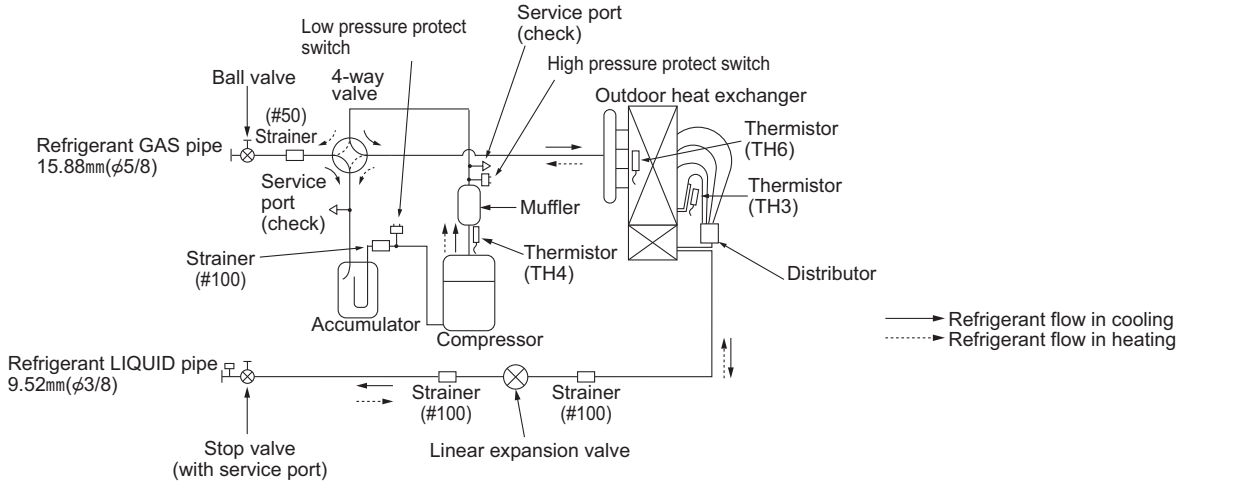

PUY-A12NHA3(-BS) PUY-A18NHA3(-BS)

Unit: mm (inch)

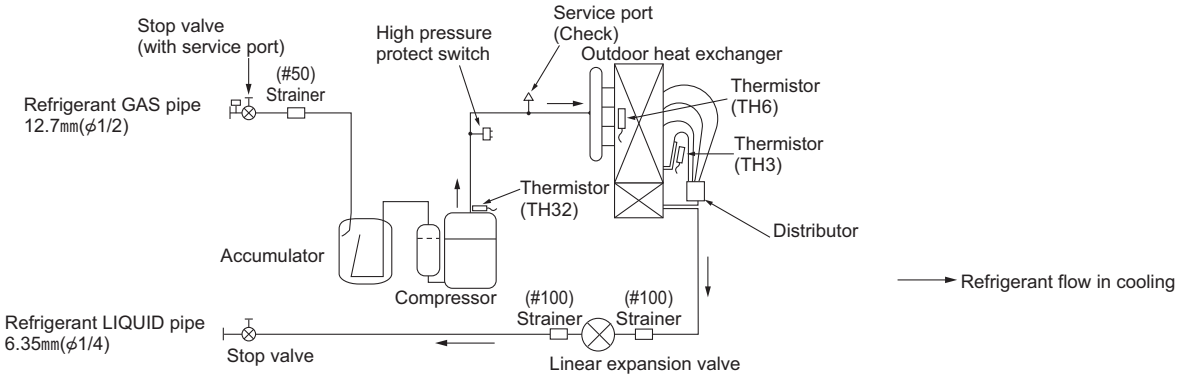

PUY-A24NHA3(-BS) PUY-A30NHA3(-BS) PUY-A36NHA3(-BS)

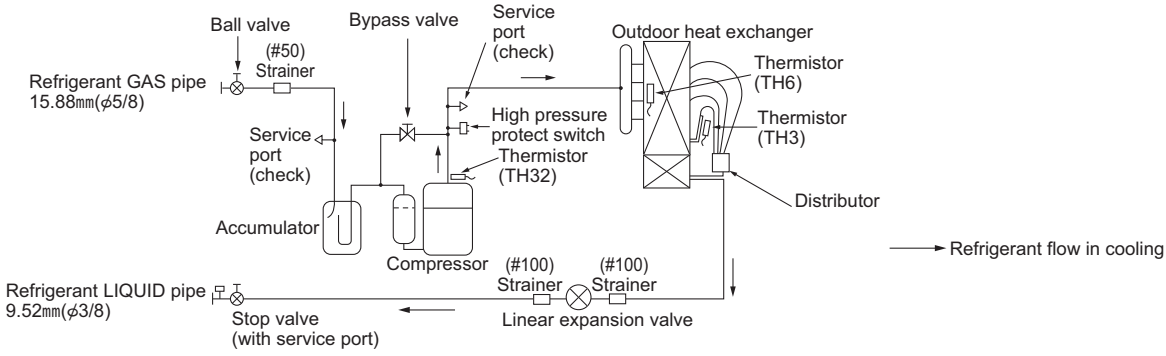

PUY-A42NHA3(-BS)

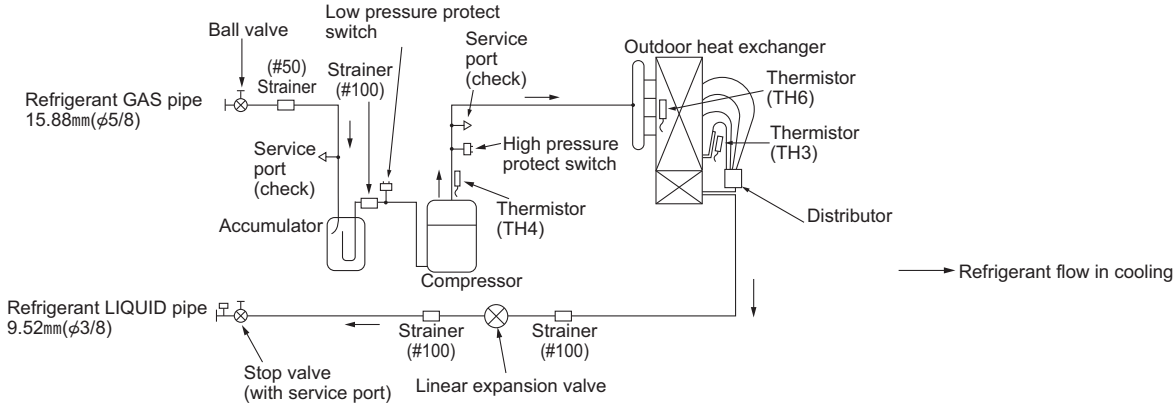

PUZ-HA30NHA2 PUZ-HA36NHA2

unit : mm (inch)

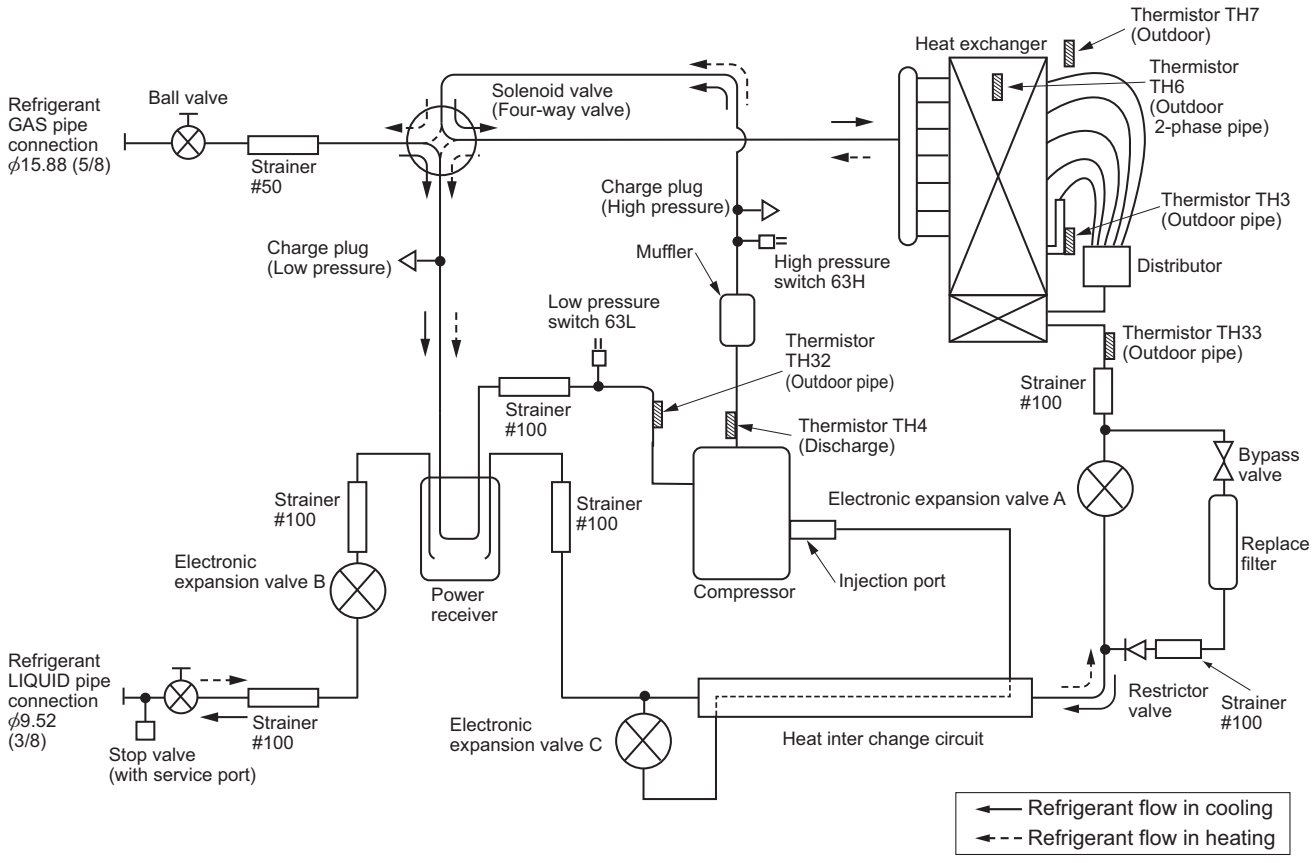

7 PERFORMANCE CURVES

FOR THE COMBINATION OF OUTDOOR UNIT PUZ-A·NHA3(-BS), PUY-A·NHA3(-BS)

Cooling performance curve

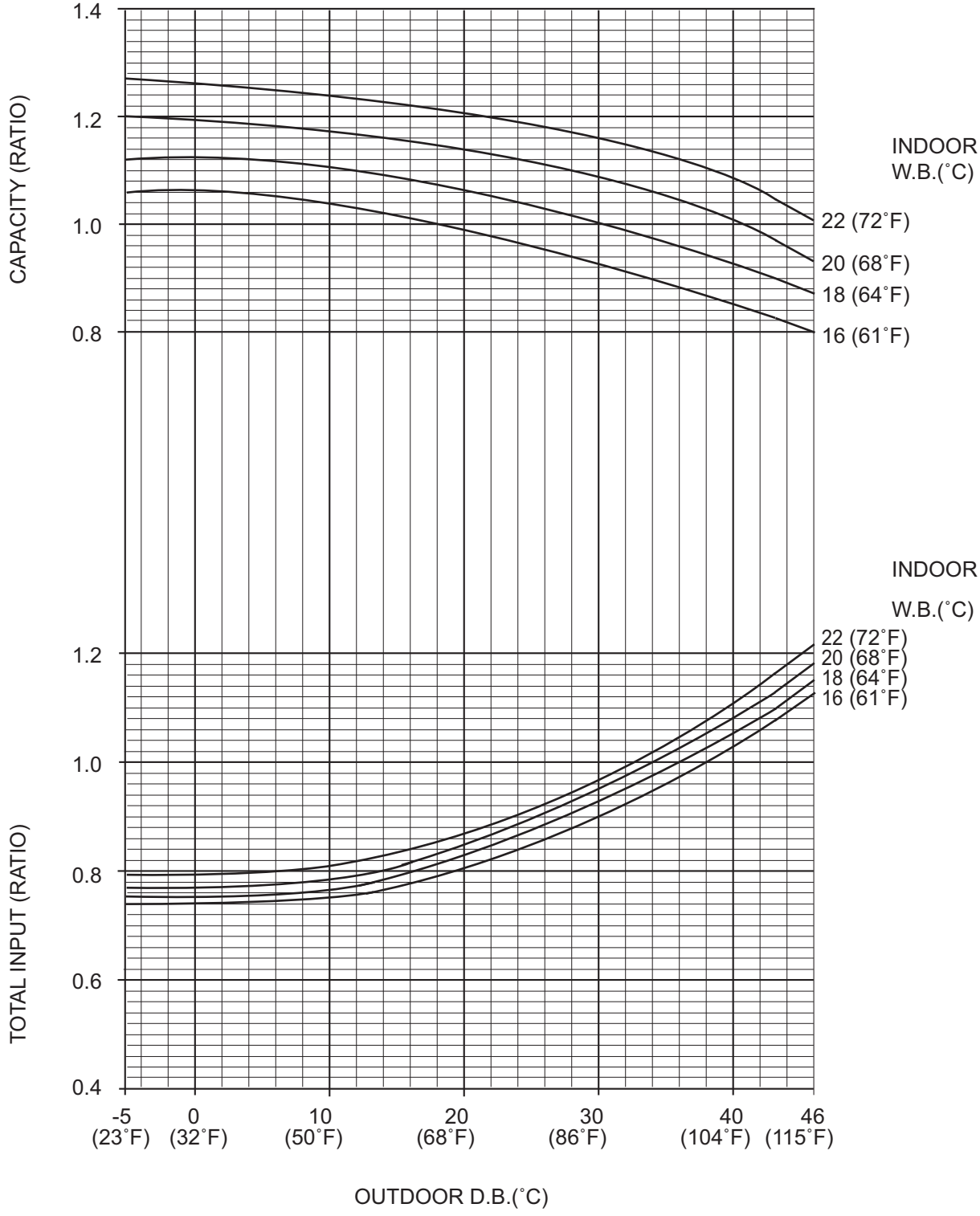

Note : This diagram shows the case where the operation frequency of a compressor is fixed.

Heating performance curve

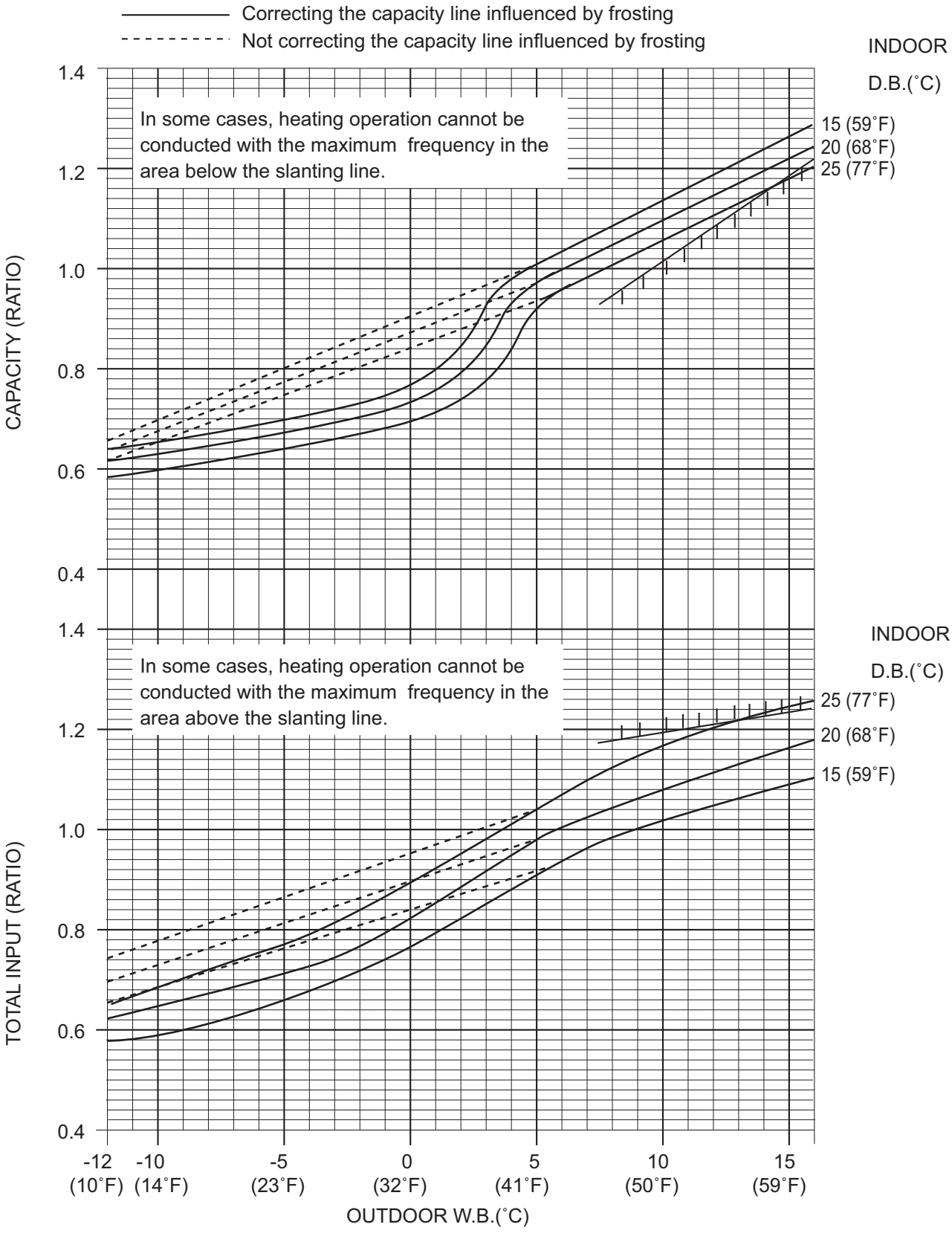

Note : This diagram shows the case where the operation frequency of a compressor is fixed.

FOR THE COMBINATION OF OUTDOOR UNIT PUZ-HA·NHA2

Cooling performance curve

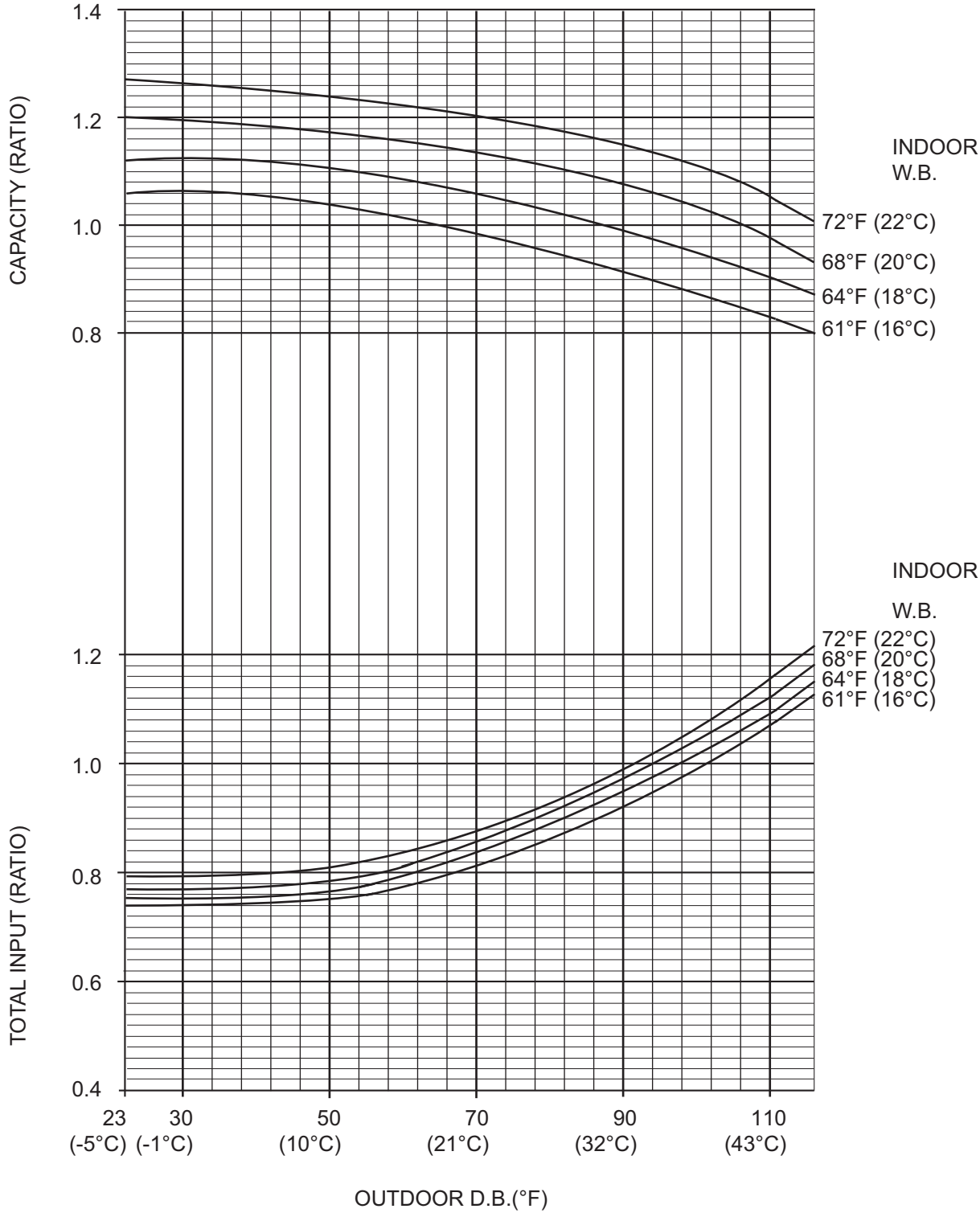

Note : This diagram shows the case where the operation frequency of a compressor is fixed.

Rated heating performance curve

Rated heating capacity

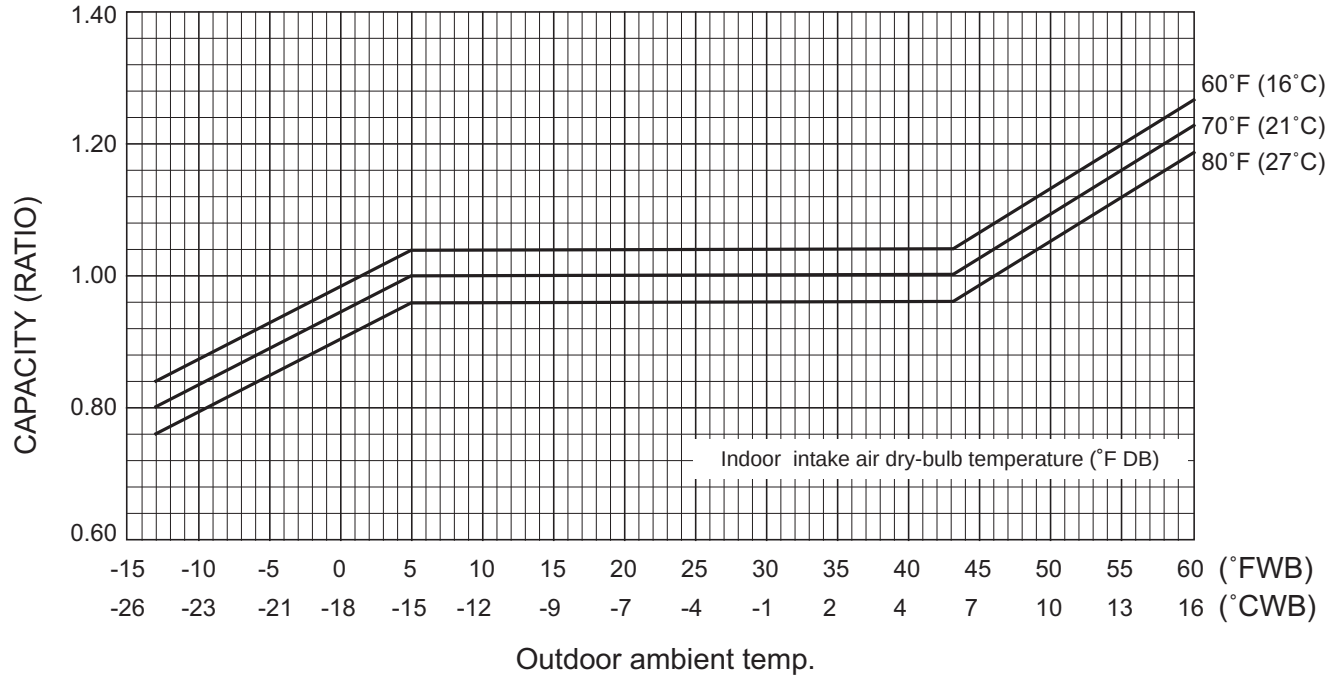

Heating input

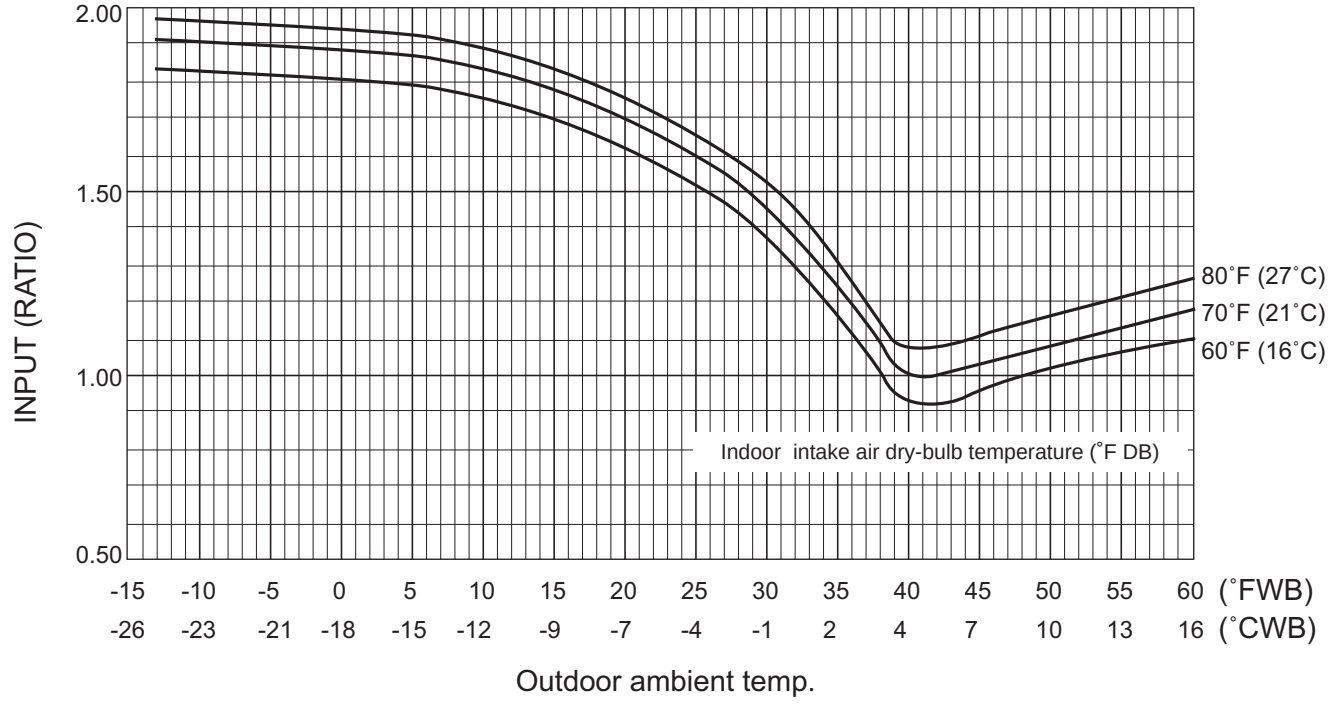

8 PERFORMANCE CHART

8-1. INVERTER

8-1-1. COOLING CAPACITY

PLA-A18BA/PUY-A18NHA3

CAPACITY(BTU/H) : 18,000 INPUT(kW) : 1.94 SHF : 0.81

Indoor intake air D.B.(°C)	Indoor intake air D.B.(°F)	Indoor intake air W.B.(°C)	Indoor intake air W.B.(°F)	Outdoor intake air °C/°F D.B.																	
				20/68			25/77			30/86			35/95			40/104			45/115		
				CA	SHC	P.C.	CA	SHC	P.C.	CA	SHC	P.C.	CA	SHC	P.C.	CA	SHC	P.C.	CA	SHC	P.C.
20	68	16	61	17,820	13,294	1.57	17,280	12,891	1.65	16,740	12,488	1.74	16,020	11,951	1.86	15,300	11,414	2.00	14,400	10,742	2.19
20	68	18	64	19,080	11,944	1.62	18,540	11,606	1.69	18,000	11,268	1.80	17,460	10,930	1.92	16,740	10,479	2.03	15,660	9,803	2.23
22	72	16	61	17,820	14,719	1.57	17,280	14,273	1.65	16,740	13,827	1.74	16,020	13,233	1.86	15,300	12,638	2.00	14,400	11,894	2.19
22	72	18	64	19,080	13,470	1.62	18,540	13,089	1.69	18,000	12,708	1.80	17,460	12,327	1.92	16,740	11,818	2.03	15,660	11,056	2.23
22	72	20	68	20,520	12,025	1.65	20,160	11,814	1.74	19,620	11,497	1.85	18,900	11,075	1.96	18,180	10,653	2.09	16,740	9,810	2.29
24	75	16	61	17,820	16,145	1.57	17,280	15,656	1.65	16,740	15,166	1.74	16,020	14,514	1.86	15,300	13,862	2.00	14,400	13,046	2.19
24	75	18	64	19,080	14,997	1.62	18,540	14,572	1.69	18,000	14,148	1.80	17,460	13,724	1.92	16,740	13,158	2.03	15,660	12,309	2.23
24	75	20	68	20,520	13,666	1.65	20,160	13,427	1.74	19,620	13,067	1.85	18,900	12,587	1.96	18,180	12,108	2.09	16,740	11,149	2.29
24	75	22	72	21,780	11,892	1.69	21,420	11,695	1.77	20,880	11,400	1.88	20,340	11,106	2.00	19,620	10,713	2.16	18,180	9,926	2.37
26	79	16	61	17,820	17,571	1.57	17,280	17,038	1.65	16,740	16,506	1.74	16,020	15,796	1.86	15,300	15,086	2.00	14,400	14,198	2.19
26	79	18	64	19,080	16,523	1.62	18,540	16,056	1.69	18,000	15,588	1.80	17,460	15,120	1.92	16,740	14,497	2.03	15,660	13,562	2.23
26	79	20	68	20,520	15,308	1.65	20,160	15,039	1.74	19,620	14,637	1.85	18,900	14,099	1.96	18,180	13,562	2.09	16,740	12,488	2.29
26	79	22	72	21,780	13,634	1.69	21,420	13,409	1.77	20,880	13,071	1.88	20,340	12,733	2.00	19,620	12,282	2.16	18,180	11,381	2.37
27	81	16	61	17,820	17,820	1.57	17,280	17,280	1.65	16,740	16,740	1.74	16,020	16,020	1.86	15,300	15,300	2.00	14,400	14,400	2.19
27	81	18	64	19,080	17,286	1.62	18,540	16,797	1.69	18,000	16,308	1.80	17,460	15,819	1.92	16,740	15,166	2.03	15,660	14,188	2.23
27	81	20	68	20,520	16,129	1.65	20,160	15,846	1.74	19,620	15,421	1.85	18,900	14,855	1.96	18,180	14,289	2.09	16,740	13,158	2.29
27	81	22	72	21,780	14,505	1.69	21,420	14,266	1.77	20,880	13,906	1.88	20,340	13,546	2.00	19,620	13,067	2.16	18,180	12,108	2.37
28	82	16	61	17,820	17,820	1.57	17,280	17,280	1.65	16,740	16,740	1.74	16,020	16,020	1.86	15,300	15,300	2.00	14,400	14,400	2.19
28	82	18	64	19,080	18,050	1.62	18,540	17,539	1.69	18,000	17,028	1.80	17,460	16,517	1.92	16,740	15,836	2.03	15,660	14,814	2.23
28	82	20	68	20,520	16,950	1.65	20,160	16,652	1.74	19,620	16,206	1.85	18,900	15,611	1.96	18,180	15,017	2.09	16,740	13,827	2.29
28	82	22	72	21,780	15,377	1.69	21,420	15,123	1.77	20,880	14,741	1.88	20,340	14,360	2.00	19,620	13,852	2.16	18,180	12,835	2.37
30	86	16	61	17,820	17,820	1.57	17,280	17,280	1.65	16,740	16,740	1.74	16,020	16,020	1.86	15,300	15,300	2.00	14,400	14,400	2.19
30	86	18	64	19,080	19,080	1.62	18,540	18,540	1.69	18,000	18,000	1.80	17,460	17,460	1.92	16,740	16,740	2.03	15,660	15,660	2.23
30	86	20	68	20,520	18,591	1.65	20,160	18,265	1.74	19,620	17,776	1.85	18,900	17,123	1.96	18,180	16,471	2.09	16,740	15,166	2.29
30	86	22	72	21,780	17,119	1.69	21,420	16,836	1.77	20,880	16,412	1.88	20,340	15,987	2.00	19,620	15,421	2.16	18,180	14,289	2.37
32	90	16	61	17,820	17,820	1.57	17,280	17,280	1.65	16,740	16,740	1.74	16,020	16,020	1.86	15,300	15,300	2.00	14,400	14,400	2.19
32	90	18	64	19,080	19,080	1.62	18,540	18,540	1.69	18,000	18,000	1.80	17,460	17,460	1.92	16,740	16,740	2.03	15,660	15,660	2.23
32	90	20	68	20,520	20,233	1.65	20,160	19,878	1.74	19,620	19,345	1.85	18,900	18,635	1.96	18,180	17,925	2.09	16,740	16,506	2.29
32	90	22	72	21,780	18,861	1.69	21,420	18,550	1.77	20,880	18,082	1.88	20,340	17,614	2.00	19,620	16,991	2.16	18,180	15,744	2.37
34	93	16	61	17,820	17,820	1.57	17,280	17,280	1.65	16,740	16,740	1.74	16,020	16,020	1.86	15,300	15,300	2.00	14,400	14,400	2.19
34	93	18	64	19,080	19,080	1.62	18,540	18,540	1.69	18,000	18,000	1.80	17,460	17,460	1.92	16,740	16,740	2.03	15,660	15,660	2.23
34	93	20	68	20,520	20,520	1.65	20,160	20,160	1.74	19,620	19,620	1.85	18,900	18,900	1.96	18,180	18,180	2.09	16,740	16,740	2.29
34	93	22	72	21,780	20,604	1.69	21,420	20,263	1.77	20,880	19,752	1.88	20,340	19,242	2.00	19,620	18,561	2.16	18,180	17,198	2.37

PLA-A24BA/PUY-A24NHA3

CAPACITY(BTU/H) : 24,000 INPUT(kW) : 2.50 SHF : 0.76

Indoor intake air D.B.(°C)	Indoor intake air D.B.(°F)	Indoor intake air W.B.(°C)	Indoor intake air W.B.(°F)	Outdoor intake air °C/°F D.B.																	
				20/68			25/77			30/86			35/95			40/104			45/115		
				CA	SHC	P.C.	CA	SHC	P.C.	CA	SHC	P.C.	CA	SHC	P.C.	CA	SHC	P.C.	CA	SHC	P.C.
20	68	16	61	23,760	16,537	2.02	23,040	16,036	2.12	22,320	15,535	2.24	21,360	14,867	2.40	20,400	14,198	2.58	19,200	13,363	2.82
20	68	18	64	25,440	14,653	2.08	24,720	14,239	2.18	24,000	13,824	2.32	23,280	13,409	2.48	22,320	12,856	2.62	20,880	12,027	2.88
22	72	16	61	23,760	18,438	2.02	23,040	17,879	2.12	22,320	17,320	2.24	21,360	16,575	2.40	20,400	15,830	2.58	19,200	14,899	2.82
22	72	18	64	25,440	16,689	2.08	24,720	16,216	2.18	24,000	15,744	2.32	23,280	15,272	2.48	22,320	14,642	2.62	20,880	13,697	2.88
22	72	20	68	27,360	14,665	2.12	26,880	14,408	2.24	26,160	14,022	2.38	25,200	13,507	2.52	24,240	12,993	2.70	22,320	11,964	2.96
24	75	16	61	23,760	20,339	2.02	23,040	19,722	2.12	22,320	19,106	2.24	21,360	18,284	2.40	20,400	17,462	2.58	19,200	16,435	2.82
24	75	18	64	25,440	18,724	2.08	24,720	18,194	2.18	24,000	17,664	2.32	23,280	17,134	2.48	22,320	16,428	2.62	20,880	15,368	2.88
24	75	20	68	27,360	16,854	2.12	26,880	16,558	2.24	26,160	16,115	2.38	25,200	15,523	2.52	24,240	14,932	2.70	22,320	13,749	2.96
24	75	22	72	29,040	14,404	2.18	28,560	14,166	2.28	27,840	13,809	2.42	27,120	13,452	2.58	26,160	12,975	2.78	24,240	12,023	3.06
26	79	16	61	23,760	22,239	2.02	23,040	21,565	2.12	22,320	20,892	2.24	21,360	19,993	2.40	20,400	19,094	2.58	19,200	17,971	2.82
26	79	18	64	25,440	20,759	2.08	24,720	20,172	2.18	24,000	19,584	2.32	23,280	18,996	2.48	22,320	18,213	2.62	20,880	17,038	2.88
26	79	20	68	27,360	19,043	2.12	26,880	18,708	2.24	26,160	18,207	2.38	25,200	17,539	2.52	24,240	16,871	2.70	22,320	15,535	2.96
26	79	22	72	29,040	16,727	2.18	28,560	16,451	2.28	27,840	16,036	2.42	27,120	15,621	2.58	26,160	15,068	2.78	24,240	13,962	3.06
27	81	16	61	23,760	23,190	2.02	23,040	22,487	2.12	22,320	21,784	2.24	21,360	20,847	2.40	20,400	19,910	2.58	19,200	18,739	2.82
27	81	18	64	25,440	21,777	2.08	24,720	21,160	2.18	24,000	20,544	2.32	23,280	19,928	2.48	22,320	19,106	2.62	20,880	17,873	2.88
27	81	20	68	27,360	20,137	2.12	26,880	19,784	2.24	26,160	19,254	2.38	25,200	18,547	2.52	24,240	17,841	2.70	22,320	16,428	2.96
27	81	22	72	29,040	17,889	2.18	28,560	17,593	2.28	27,840	17,149	2.42	27,120	16,706	2.58	26,160	16,115	2.78	24,240	14,932	3.06
28	82	16	61	23,760	23,760	2.02	23,040	23,040	2.12	22,320	22,320	2.24	21,360	21,360	2.40	20,400	20,400	2.58	19,200	19,200	2.82
28	82	18	64	25,440	22,794	2.08	24,720	22,149	2.18	24,000	21,504	2.32	23,280	20,859	2.48	22,320	19,999	2.62	20,880	18,708	2.88
28	82	20	68	27,360	21,231	2.12	26,880	20,859	2.24	26,160	20,300	2.38	25,200	19,555	2.52	24,240	18,810	2.70	22,320	17,320	2.96
28	82	22	72	29,040	19,050	2.18	28,560	18,735	2.28	27,840	18,263	2.42	27,120	17,791	2.58	26,160	17,161	2.78	24,240	15,901	3.06
30	86	16	61	23,760	23,760	2.02	23,040	23,040	2.12	22,320	22,320	2.24	21,360	21,360	2.40	20,400	20,400	2.58	19,200	19,200	2.82
30	86	18	64	25,440	24,829	2.08	24,720	24,127	2.18	24,000	23,424	2.32	23,280	22,721	2.48	22,320	21,784	2.62	20,880	20,379	2.88
30	86	20	68	27,360	23,420	2.12	26,880	23,009	2.24	26,160	22,393	2.38	25,200	21,571	2.52	24,240	20,749	2.70	22,320	19,106	2.96
30	86	22	72	29,040	21,373	2.18	28,560	21,020	2.28	27,840	20,490	2.42	27,120	19,960	2.58	26,160	19,254	2.78	24,240	17,841	3.06
32	90	16	61	23,760	23,760	2.02	23,040	23,040	2.12	22,320	22,320	2.24	21,360	21,360	2.40	20,400	20,400	2.58	19,200	19,200	2.82
32	90	18	64	25,440	25,440	2.08	24,720	24,720	2.18	24,000	24,000	2.32	23,280	23,280	2.48	22,320	22,320	2.62	20,880	20,880	2.88
32	90	20	68	27,360	25,609	2.12	26,880	25,160	2.24	26,160	24,486	2.38	25,200	23,587	2.52	24,240	22,689	2.70	22,320	20,892	2.96
32	90	22	72	29,040	23,697	2.18	28,560	23,305	2.28	27,840	22,717	2.42	27,120	22,130	2.58	26,160	21,347	2.78	24,240	19,780	3.06
34	93	16	61	23,760	23,760	2.02	23,040	23,040	2.12	22,320	22,320	2.24	21,360	21,360	2.40	20,400	20,400	2.58	19,200	19,200	2.82
34	93	18	64	25,440	25,440	2.08	24,720	24,720	2.18	24,000	24,000	2.32	23,280	23,280	2.48	22,320	22,320	2.62	20,880	20,880	2.88
34	93	20	68	27,360	27,360	2.12	26,880	26,880	2.24	26,160	26,160	2.38	25,200	25,200	2.52	24,240	24,240	2.70	22,320	22,320	2.96
34	93	22	72	29,040	26,020	2.18	28,560	25,590	2.28	27,840	24,945	2.42	27,120	24,300	2.58	26,160	23,439	2.78	24,240	21,719	3.06

Note: CA : Capacity (Btu/h) SHC : Sensible heat capacity (Btu/h) P.C. : Power consumption (kW)
D.B. : Dry-bulb temperature W.B. : Wet-bulb temperature

PLA-A30BA/PUY-A30NHA3

CAPACITY(BTU/H) : 30,000 INPUT(kW) : 4.10 SHF : 0.73

Indoor intake air D.B.(°C)	Indoor intake air D.B.(°F)	Indoor intake air W.B.(°C)	Indoor intake air W.B.(°F)	Outdoor intake air °C/°F D.B.																	
				20/68			25/77			30/86			35/95			40/104			45/115		
				CA	SHC	P.C.	CA	SHC	P.C.	CA	SHC	P.C.	CA	SHC	P.C.	CA	SHC	P.C.	CA	SHC	P.C.
20	68	16	61	29,700	19,780	3.32	28,800	19,181	3.48	27,900	18,581	3.68	26,700	17,782	3.94	25,500	16,983	4.23	24,000	15,984	4.62
20	68	18	64	31,800	17,363	3.42	30,900	16,871	3.58	30,000	16,380	3.81	29,100	15,889	4.07	27,900	15,233	4.30	26,100	14,251	4.72
22	72	16	61	29,700	22,156	3.32	28,800	21,485	3.48	27,900	20,813	3.68	26,700	19,918	3.94	25,500	19,023	4.23	24,000	17,904	4.62
22	72	18	64	31,800	19,907	3.42	30,900	19,343	3.58	30,000	18,780	3.81	29,100	18,217	4.07	27,900	17,465	4.30	26,100	16,339	4.72
22	72	20	68	34,200	17,305	3.48	33,600	17,002	3.68	32,700	16,546	3.90	31,500	15,939	4.13	30,300	15,332	4.43	27,900	14,117	4.85
24	75	16	61	29,700	24,532	3.32	28,800	23,789	3.48	27,900	23,045	3.68	26,700	22,054	3.94	25,500	21,063	4.23	24,000	19,824	4.62
24	75	18	64	31,800	22,451	3.42	30,900	21,815	3.58	30,000	21,180	3.81	29,100	20,545	4.07	27,900	19,697	4.30	26,100	18,427	4.72
24	75	20	68	34,200	20,041	3.48	33,600	19,690	3.68	32,700	19,162	3.90	31,500	18,459	4.13	30,300	17,756	4.43	27,900	16,349	4.85
24	75	22	72	36,300	16,916	3.58	35,700	16,636	3.74	34,800	16,217	3.97	33,900	15,797	4.23	32,700	15,238	4.56	30,300	14,120	5.01
26	79	16	61	29,700	26,908	3.32	28,800	26,093	3.48	27,900	25,277	3.68	26,700	24,190	3.94	25,500	23,103	4.23	24,000	21,744	4.62
26	79	18	64	31,800	24,995	3.42	30,900	24,287	3.58	30,000	23,580	3.81	29,100	22,873	4.07	27,900	21,929	4.30	26,100	20,515	4.72
26	79	20	68	34,200	22,777	3.48	33,600	22,378	3.68	32,700	21,778	3.90	31,500	20,979	4.13	30,300	20,180	4.43	27,900	18,581	4.85
26	79	22	72	36,300	19,820	3.58	35,700	19,492	3.74	34,800	19,001	3.97	33,900	18,509	4.23	32,700	17,854	4.56	30,300	16,544	5.01
27	81	16	61	29,700	28,096	3.32	28,800	27,245	3.48	27,900	26,393	3.68	26,700	25,258	3.94	25,500	24,123	4.23	24,000	22,704	4.62
27	81	18	64	31,800	26,267	3.42	30,900	25,523	3.58	30,000	24,780	3.81	29,100	24,037	4.07	27,900	23,045	4.30	26,100	21,559	4.72
27	81	20	68	34,200	24,145	3.48	33,600	23,722	3.68	32,700	23,086	3.90	31,500	22,239	4.13	30,300	21,392	4.43	27,900	19,697	4.85
27	81	22	72	36,300	21,272	3.58	35,700	20,920	3.74	34,800	20,393	3.97	33,900	19,865	4.23	32,700	19,162	4.56	30,300	17,756	5.01
28	82	16	61	29,700	29,284	3.32	28,800	28,397	3.48	27,900	27,509	3.68	26,700	26,326	3.94	25,500	25,143	4.23	24,000	23,664	4.62
28	82	18	64	31,800	27,539	3.42	30,900	26,759	3.58	30,000	25,980	3.81	29,100	25,201	4.07	27,900	24,161	4.30	26,100	22,603	4.72
28	82	20	68	34,200	25,513	3.48	33,600	25,066	3.68	32,700	24,394	3.90	31,500	23,499	4.13	30,300	22,604	4.43	27,900	20,813	4.85
28	82	22	72	36,300	22,724	3.58	35,700	22,348	3.74	34,800	21,785	3.97	33,900	21,221	4.23	32,700	20,470	4.56	30,300	18,968	5.01
30	86	16	61	29,700	29,700	3.32	28,800	28,800	3.48	27,900	27,900	3.68	26,700	26,700	3.94	25,500	25,500	4.23	24,000	24,000	4.62
30	86	18	64	31,800	30,083	3.42	30,900	29,231	3.58	30,000	28,380	3.81	29,100	27,529	4.07	27,900	26,393	4.30	26,100	24,691	4.72
30	86	20	68	34,200	28,249	3.48	33,600	27,754	3.68	32,700	27,010	3.90	31,500	26,019	4.13	30,300	25,028	4.43	27,900	23,045	4.85
30	86	22	72	36,300	25,628	3.58	35,700	25,204	3.74	34,800	24,569	3.97	33,900	23,933	4.23	32,700	23,086	4.56	30,300	21,392	5.01
32	90	16	61	29,700	29,700	3.32	28,800	28,800	3.48	27,900	27,900	3.68	26,700	26,700	3.94	25,500	25,500	4.23	24,000	24,000	4.62
32	90	18	64	31,800	31,800	3.42	30,900	30,900	3.58	30,000	30,000	3.81	29,100	29,100	4.07	27,900	27,900	4.30	26,100	26,100	4.72
32	90	20	68	34,200	30,985	3.48	33,600	30,442	3.68	32,700	29,626	3.90	31,500	28,539	4.13	30,300	27,452	4.43	27,900	25,277	4.85
32	90	22	72	36,300	28,532	3.58	35,700	28,060	3.74	34,800	27,353	3.97	33,900	26,645	4.23	32,700	25,702	4.56	30,300	23,816	5.01
34	93	16	61	29,700	29,700	3.32	28,800	28,800	3.48	27,900	27,900	3.68	26,700	26,700	3.94	25,500	25,500	4.23	24,000	24,000	4.62
34	93	18	64	31,800	31,800	3.42	30,900	30,900	3.58	30,000	30,000	3.81	29,100	29,100	4.07	27,900	27,900	4.30	26,100	26,100	4.72
34	93	20	68	34,200	33,721	3.48	33,600	33,130	3.68	32,700	32,242	3.90	31,500	31,059	4.13	30,300	29,876	4.43	27,900	27,509	4.85
34	93	22	72	36,300	31,436	3.58	35,700	30,916	3.74	34,800	30,137	3.97	33,900	29,357	4.23	32,700	28,318	4.56	30,300	26,240	5.01

PLA-A36BA/PUY-A36NHA3

CAPACITY(BTU/H) : 35,000 INPUT(kW) : 4.50 SHF : 0.74

Indoor intake air D.B.(°C)	Indoor intake air D.B.(°F)	Indoor intake air W.B.(°C)	Indoor intake air W.B.(°F)	Outdoor intake air °C/°F D.B.																	
				20/68			25/77			30/86			35/95			40/104			45/115		
				CA	SHC	P.C.	CA	SHC	P.C.	CA	SHC	P.C.	CA	SHC	P.C.	CA	SHC	P.C.	CA	SHC	P.C.
20	68	16	61	34,650	23,423	3.64	33,600	22,714	3.82	32,550	22,004	4.04	31,150	21,057	4.32	29,750	20,111	4.64	28,000	18,928	5.07
20	68	18	64	37,100	20,628	3.75	36,050	20,044	3.93	35,000	19,460	4.18	33,950	18,876	4.46	32,550	18,098	4.71	30,450	16,930	5.18
22	72	16	61	34,650	26,195	3.64	33,600	25,402	3.82	32,550	24,608	4.04	31,150	23,549	4.32	29,750	22,491	4.64	28,000	21,168	5.07
22	72	18	64	37,100	23,596	3.75	36,050	22,928	3.93	35,000	22,260	4.18	33,950	21,592	4.46	32,550	20,702	4.71	30,450	19,366	5.18
22	72	20	68	39,900	20,588	3.82	39,200	20,227	4.04	38,150	19,685	4.29	36,750	18,963	4.54	35,350	18,241	4.86	32,550	16,796	5.32
24	75	16	61	34,650	28,967	3.64	33,600	28,090	3.82	32,550	27,212	4.04	31,150	26,041	4.32	29,750	24,871	4.64	28,000	23,408	5.07
24	75	18	64	37,100	26,564	3.75	36,050	25,812	3.93	35,000	25,060	4.18	33,950	24,308	4.46	32,550	23,306	4.71	30,450	21,802	5.18
24	75	20	68	39,900	23,780	3.82	39,200	23,363	4.04	38,150	22,737	4.29	36,750	21,903	4.54	35,350	21,069	4.86	32,550	19,400	5.32
24	75	22	72	42,350	20,159	3.93	41,650	19,825	4.11	40,600	19,326	4.36	39,550	18,826	4.64	38,150	18,159	5.00	35,350	16,827	5.50
26	79	16	61	34,650	31,739	3.64	33,600	30,778	3.82	32,550	29,816	4.04	31,150	28,533	4.32	29,750	27,251	4.64	28,000	25,648	5.07
26	79	18	64	37,100	29,532	3.75	36,050	28,696	3.93	35,000	27,860	4.18	33,950	27,024	4.46	32,550	25,910	4.71	30,450	24,238	5.18
26	79	20	68	39,900	26,972	3.82	39,200	26,499	4.04	38,150	25,789	4.29	36,750	24,843	4.54	35,350	23,897	4.86	32,550	22,004	5.32
26	79	22	72	42,350	23,547	3.93	41,650	23,157	4.11	40,600	22,574	4.36	39,550	21,990	4.64	38,150	21,211	5.00	35,350	19,655	5.50
27	81	16	61	34,650	33,125	3.64	33,600	32,122	3.82	32,550	31,118	4.04	31,150	29,779	4.32	29,750	28,441	4.64	28,000	26,768	5.07
27	81	18	64	37,100	31,016	3.75	36,050	30,138	3.93	35,000	29,260	4.18	33,950	28,382	4.46	32,550	27,212	4.71	30,450	25,456	5.18
27	81	20	68	39,900	28,568	3.82	39,200	28,067	4.04	38,150	27,315	4.29	36,750	26,313	4.54	35,350	25,311	4.86	32,550	23,306	5.32
27	81	22	72	42,350	25,241	3.93	41,650	24,823	4.11	40,600	24,198	4.36	39,550	23,572	4.64	38,150	22,737	5.00	35,350	21,069	5.50
28	82	16	61	34,650	34,511	3.64	33,600	33,466	3.82	32,550	32,420	4.04	31,150	31,025	4.32	29,750	29,631	4.64	28,000	27,888	5.07
28	82	18	64	37,100	32,500	3.75	36,050	31,580	3.93	35,000	30,660	4.18	33,950	29,740	4.46	32,550	28,514	4.71	30,450	26,674	5.18
28	82	20	68	39,900	30,164	3.82	39,200	29,635	4.04	38,150	28,841	4.29	36,750	27,783	4.54	35,350	26,725	4.86	32,550	24,608	5.32
28	82	22	72	42,350	26,935	3.93	41,650	26,489	4.11	40,600	25,822	4.36	39,550	25,154	4.64	38,150	24,263	5.00	35,350	22,483	5.50
30	86	16	61	34,650	34,650	3.64	33,600	33,600	3.82	32,550	32,550	4.04	31,150	31,150	4.32	29,750	29,750	4.64	28,000	28,000	5.07
30	86	18	64	37,100	35,468	3.75	36,050	34,464	3.93	35,000	33,460	4.18	33,950	32,456	4.46	32,550	31,118	4.71	30,450	29,110	5.18
30	86	20	68	39,900	33,356	3.82	39,200	32,771	4.04	38,150	31,893	4.29	36,750	30,723	4.54	35,350	29,553	4.86	32,550	27,212	5.32
30	86	22	72	42,350	30,323	3.93	41,650	29,821	4.11	40,600	29,070	4.36	39,550	28,318	4.64	38,150	27,315	5.00	35,350	25,311	5.50
32	90	16	61	34,650	34,650	3.64	33,600	33,600	3.82	32,550	32,550	4.04	31,150	31,150	4.32	29,750	29,750	4.64	28,000	28,000	5.07
32	90	18	64	37,100	37,100	3.75	36,050	36,050	3.93	35,000	35,000	4.18	33,950	33,950	4.46	32,550	32,550	4.71	30,450	30,450	5.18
32	90	20	68	39,900	36,548	3.82	39,200	35,907	4.04	38,150	34,945	4.29	36,750	33,663	4.54	35,350	32,381	4.86	32,550	29,816	5.32
32	90	22	72	42,350	33,711	3.93	41,650	33,153	4.11	40,600	32,318	4.36	39,550	31,482	4.64	38,150	30,367	5.00	35,350	28,139	5.50
34	93	16	61	34,650	34,650	3.64	33,600	33,600	3.82	32,550	32,550	4.04	31,150	31,150	4.32	29,750	29,750	4.64	28,000	28,000	5.07
34	93	18	64	37,100	37,100	3.75	36,050	36,050	3.93	35,000	35,000	4.18	33,950	33,950	4.46	32,550	32,550	4.71	30,450	30,450	5.18
34	93	20	68	39,900	39,740	3.82	39,200	39,043	4.04	38,150	37,997	4.29	36,750	36,603	4.54	35,350	35,209	4.86	32,550	32,420	5.32
34	93	22	72	42,350	37,099	3.93	41,650	36,485	4.11	40,600	35,566	4.36	39,550	34,646	4.64	38,150	33,419	5.00	35,350	30,967	5.50

Note: CA : Capacity (Btu/h) SHC : Sensible heat capacity (Btu/h) P.C. : Power consumption (kW)
D.B. : Dry-bulb temperature W.B. : Wet-bulb temperature

PLA-A42BA/PUY-A42NHA3

CAPACITY(BTU/H) : 42,000 INPUT(kW) : 4.60 SHF : 0.71

Indoor intake air D.B.(°C)	Indoor intake air D.B.(°F)	Indoor intake air W.B.(°C)	Indoor intake air W.B.(°F)	Outdoor intake air °C/°F D.B.																	
				20/68			25/77			30/86			35/95			40/104			45/115		
				CA	SHC	P.C.	CA	SHC	P.C.	CA	SHC	P.C.	CA	SHC	P.C.	CA	SHC	P.C.	CA	SHC	P.C.
20	68	16	61	41,580	26,861	3.72	40,320	26,047	3.91	39,060	25,233	4.13	37,380	24,147	4.42	35,700	23,062	4.75	33,600	21,706	5.18
20	68	18	64	44,520	23,418	3.83	43,260	22,755	4.02	42,000	22,092	4.27	40,740	21,429	4.56	39,060	20,546	4.82	36,540	19,220	5.29
22	72	16	61	41,580	30,187	3.72	40,320	29,272	3.91	39,060	28,358	4.13	37,380	27,138	4.42	35,700	25,918	4.75	33,600	24,394	5.18
22	72	18	64	44,520	26,979	3.83	43,260	26,216	4.02	42,000	25,452	4.27	40,740	24,688	4.56	39,060	23,670	4.82	36,540	22,143	5.29
22	72	20	68	47,880	23,270	3.91	47,040	22,861	4.13	45,780	22,249	4.38	44,100	21,433	4.64	42,420	20,616	4.97	39,060	18,983	5.44
24	75	16	61	41,580	33,513	3.72	40,320	32,498	3.91	39,060	31,482	4.13	37,380	30,128	4.42	35,700	28,774	4.75	33,600	27,082	5.18
24	75	18	64	44,520	30,541	3.83	43,260	29,676	4.02	42,000	28,812	4.27	40,740	27,948	4.56	39,060	26,795	4.82	36,540	25,066	5.29
24	75	20	68	47,880	27,100	3.91	47,040	26,625	4.13	45,780	25,911	4.38	44,100	24,961	4.64	42,420	24,010	4.97	39,060	22,108	5.44
24	75	22	72	50,820	22,666	4.02	49,980	22,291	4.20	48,720	21,729	4.45	47,460	21,167	4.75	45,780	20,418	5.11	42,420	18,919	5.62
26	79	16	61	41,580	36,840	3.72	40,320	35,724	3.91	39,060	34,607	4.13	37,380	33,119	4.42	35,700	31,630	4.75	33,600	29,770	5.18
26	79	18	64	44,520	34,102	3.83	43,260	33,137	4.02	42,000	32,172	4.27	40,740	31,207	4.56	39,060	29,920	4.82	36,540	27,990	5.29
26	79	20	68	47,880	30,930	3.91	47,040	30,388	4.13	45,780	29,574	4.38	44,100	28,489	4.64	42,420	27,403	4.97	39,060	25,233	5.44
26	79	22	72	50,820	26,731	4.02	49,980	26,289	4.20	48,720	25,627	4.45	47,460	24,964	4.75	45,780	24,080	5.11	42,420	22,313	5.62
27	81	16	61	41,580	38,503	3.72	40,320	37,336	3.91	39,060	36,170	4.13	37,380	34,614	4.42	35,700	33,058	4.75	33,600	31,114	5.18
27	81	18	64	44,520	35,883	3.83	43,260	34,868	4.02	42,000	33,852	4.27	40,740	32,836	4.56	39,060	31,482	4.82	36,540	29,451	5.29
27	81	20	68	47,880	32,846	3.91	47,040	32,269	4.13	45,780	31,405	4.38	44,100	30,253	4.64	42,420	29,100	4.97	39,060	26,795	5.44
27	81	22	72	50,820	28,764	4.02	49,980	28,289	4.20	48,720	27,576	4.45	47,460	26,862	4.75	45,780	25,911	5.11	42,420	24,010	5.62
28	82	16	61	41,580	40,166	3.72	40,320	38,949	3.91	39,060	37,732	4.13	37,380	36,109	4.42	35,700	34,486	4.75	33,600	32,458	5.18
28	82	18	64	44,520	37,664	3.83	43,260	36,598	4.02	42,000	35,532	4.27	40,740	34,466	4.56	39,060	33,045	4.82	36,540	30,913	5.29
28	82	20	68	47,880	34,761	3.91	47,040	34,151	4.13	45,780	33,236	4.38	44,100	32,017	4.64	42,420	30,797	4.97	39,060	28,358	5.44
28	82	22	72	50,820	30,797	4.02	49,980	30,288	4.20	48,720	29,524	4.45	47,460	28,761	4.75	45,780	27,743	5.11	42,420	25,707	5.62
30	86	16	61	41,580	41,580	3.72	40,320	40,320	3.91	39,060	39,060	4.13	37,380	37,380	4.42	35,700	35,700	4.75	33,600	33,600	5.18
30	86	18	64	44,520	41,226	3.83	43,260	40,059	4.02	42,000	38,892	4.27	40,740	37,725	4.56	39,060	36,170	4.82	36,540	33,836	5.29
30	86	20	68	47,880	38,591	3.91	47,040	37,914	4.13	45,780	36,899	4.38	44,100	35,545	4.64	42,420	34,191	4.97	39,060	31,482	5.44
30	86	22	72	50,820	34,863	4.02	49,980	34,286	4.20	48,720	33,422	4.45	47,460	32,558	4.75	45,780	31,405	5.11	42,420	29,100	5.62
32	90	16	61	41,580	41,580	3.72	40,320	40,320	3.91	39,060	39,060	4.13	37,380	37,380	4.42	35,700	35,700	4.75	33,600	33,600	5.18
32	90	18	64	44,520	44,520	3.83	43,260	43,260	4.02	42,000	42,000	4.27	40,740	40,740	4.56	39,060	39,060	4.82	36,540	36,540	5.29
32	90	20	68	47,880	42,422	3.91	47,040	41,677	4.13	45,780	40,561	4.38	44,100	39,073	4.64	42,420	37,584	4.97	39,060	34,607	5.44
32	90	22	72	50,820	38,928	4.02	49,980	38,285	4.20	48,720	37,320	4.45	47,460	36,354	4.75	45,780	35,067	5.11	42,420	32,494	5.62
34	93	16	61	41,580	41,580	3.72	40,320	40,320	3.91	39,060	39,060	4.13	37,380	37,380	4.42	35,700	35,700	4.75	33,600	33,600	5.18
34	93	18	64	44,520	44,520	3.83	43,260	43,260	4.02	42,000	42,000	4.27	40,740	40,740	4.56	39,060	39,060	4.82	36,540	36,540	5.29
34	93	20	68	47,880	46,252	3.91	47,040	45,441	4.13	45,780	44,223	4.38	44,100	42,601	4.64	42,420	40,978	4.97	39,060	37,732	5.44
34	93	22	72	50,820	42,994	4.02	49,980	42,283	4.20	48,720	41,217	4.45	47,460	40,151	4.75	45,780	38,730	5.11	42,420	35,887	5.62

Note: CA : Capacity (Btu/h) SHC : Sensible heat capacity (Btu/h) P.C. : Power consumption (kW)
D.B. : Dry-bulb temperature W.B. : Wet-bulb temperature

PKA-A12HA/PUY-A12NHA3

CAPACITY(BTU/H) : 12,000 INPUT(kW) : 1.19 SHF : 0.81

Indoor intake air D.B.(°C)	Indoor intake air D.B.(°F)	Indoor intake air W.B.(°C)	Indoor intake air W.B.(°F)	Outdoor intake air °C/°F D.B.																	
				20/68			25/77			30/86			35/95			40/104			45/115		
				CA	SHC	P.C.	CA	SHC	P.C.	CA	SHC	P.C.	CA	SHC	P.C.	CA	SHC	P.C.	CA	SHC	P.C.
20	68	16	61	11,880	8,862	0.96	11,520	8,594	1.01	11,160	8,325	1.07	10,680	7,967	1.14	10,200	7,609	1.23	9,600	7,162	1.34
20	68	18	64	12,720	7,963	0.99	12,360	7,737	1.04	12,000	7,512	1.11	11,640	7,287	1.18	11,160	6,986	1.25	10,440	6,535	1.37
22	72	16	61	11,880	9,813	0.96	11,520	9,516	1.01	11,160	9,218	1.07	10,680	8,822	1.14	10,200	8,425	1.23	9,600	7,930	1.34
22	72	18	64	12,720	8,980	0.99	12,360	8,726	1.04	12,000	8,472	1.11	11,640	8,218	1.18	11,160	7,879	1.25	10,440	7,371	1.37
22	72	20	68	13,680	8,016	1.01	13,440	7,876	1.07	13,080	7,665	1.13	12,600	7,384	1.20	12,120	7,102	1.28	11,160	6,540	1.41
24	75	16	61	11,880	10,763	0.96	11,520	10,437	1.01	11,160	10,111	1.07	10,680	9,676	1.14	10,200	9,241	1.23	9,600	8,698	1.34
24	75	18	64	12,720	9,998	0.99	12,360	9,715	1.04	12,000	9,432	1.11	11,640	9,149	1.18	11,160	8,772	1.25	10,440	8,206	1.37
24	75	20	68	13,680	9,111	1.01	13,440	8,951	1.07	13,080	8,711	1.13	12,600	8,392	1.20	12,120	8,072	1.28	11,160	7,433	1.41
24	75	22	72	14,520	7,928	1.04	14,280	7,797	1.09	13,920	7,600	1.15	13,560	7,404	1.23	13,080	7,142	1.32	12,120	6,618	1.45
26	79	16	61	11,880	11,714	0.96	11,520	11,359	1.01	11,160	11,004	1.07	10,680	10,530	1.14	10,200	10,057	1.23	9,600	9,466	1.34
26	79	18	64	12,720	11,016	0.99	12,360	10,704	1.04	12,000	10,392	1.11	11,640	10,080	1.18	11,160	9,665	1.25	10,440	9,041	1.37
26	79	20	68	13,680	10,205	1.01	13,440	10,026	1.07	13,080	9,758	1.13	12,600	9,400	1.20	12,120	9,042	1.28	11,160	8,325	1.41
26	79	22	72	14,520	9,090	1.04	14,280	8,939	1.09	13,920	8,714	1.15	13,560	8,489	1.23	13,080	8,188	1.32	12,120	7,587	1.45
27	81	16	61	11,880	11,880	0.96	11,520	11,520	1.01	11,160	11,160	1.07	10,680	10,680	1.14	10,200	10,200	1.23	9,600	9,600	1.34
27	81	18	64	12,720	11,524	0.99	12,360	11,198	1.04	12,000	10,872	1.11	11,640	10,546	1.18	11,160	10,111	1.25	10,440	9,459	1.37
27	81	20	68	13,680	10,752	1.01	13,440	10,564	1.07	13,080	10,281	1.13	12,600	9,904	1.20	12,120	9,526	1.28	11,160	8,772	1.41
27	81	22	72	14,520	9,670	1.04	14,280	9,510	1.09	13,920	9,271	1.15	13,560	9,031	1.23	13,080	8,711	1.32	12,120	8,072	1.45
28	82	16	61	11,880	11,880	0.96	11,520	11,520	1.01	11,160	11,160	1.07	10,680	10,680	1.14	10,200	10,200	1.23	9,600	9,600	1.34
28	82	18	64	12,720	12,033	0.99	12,360	11,693	1.04	12,000	11,352	1.11	11,640	11,011	1.18	11,160	10,557	1.25	10,440	9,876	1.37
28	82	20	68	13,680	11,300	1.01	13,440	11,101	1.07	13,080	10,804	1.13	12,600	10,408	1.20	12,120	10,011	1.28	11,160	9,218	1.41
28	82	22	72	14,520	10,251	1.04	14,280	10,082	1.09	13,920	9,828	1.15	13,560	9,573	1.23	13,080	9,234	1.32	12,120	8,557	1.45
30	86	16	61	11,880	11,880	0.96	11,520	11,520	1.01	11,160	11,160	1.07	10,680	10,680	1.14	10,200	10,200	1.23	9,600	9,600	1.34
30	86	18	64	12,720	12,720	0.99	12,360	12,360	1.04	12,000	12,000	1.11	11,640	11,640	1.18	11,160	11,160	1.25	10,440	10,440	1.37
30	86	20	68	13,680	12,394	1.01	13,440	12,177	1.07	13,080	11,850	1.13	12,600	11,416	1.20	12,120	10,981	1.28	11,160	10,111	1.41
30	86	22	72	14,520	11,413	1.04	14,280	11,224	1.09	13,920	10,941	1.15	13,560	10,658	1.23	13,080	10,281	1.32	12,120	9,526	1.45
32	90	16	61	11,880	11,880	0.96	11,520	11,520	1.01	11,160	11,160	1.07	10,680	10,680	1.14	10,200	10,200	1.23	9,600	9,600	1.34
32	90	18	64	12,720	12,720	0.99	12,360	12,360	1.04	12,000	12,000	1.11	11,640	11,640	1.18	11,160	11,160	1.25	10,440	10,440	1.37
32	90	20	68	13,680	13,488	1.01	13,440	13,252	1.07	13,080	12,897	1.13	12,600	12,424	1.20	12,120	11,950	1.28	11,160	11,004	1.41
32	90	22	72	14,520	12,574	1.04	14,280	12,366	1.09	13,920	12,055	1.15	13,560	11,743	1.23	13,080	11,327	1.32	12,120	10,496	1.45
34	93	16	61	11,880	11,880	0.96	11,520	11,520	1.01	11,160	11,160	1.07	10,680	10,680	1.14	10,200	10,200	1.23	9,600	9,600	1.34
34	93	18	64	12,720	12,720	0.99	12,360	12,360	1.04	12,000	12,000	1.11	11,640	11,640	1.18	11,160	11,160	1.25	10,440	10,440	1.37
34	93	20	68	13,680	13,680	1.01	13,440	13,440	1.07	13,080	13,080	1.13	12,600	12,600	1.20	12,120	12,120	1.28	11,160	11,160	1.41
34	93	22	72	14,520	13,736	1.04	14,280	13,509	1.09	13,920	13,168	1.15	13,560	12,828	1.23	13,080	12,374	1.32	12,120	11,466	1.45

PKA-A18HA/PUY-A18NHA3

CAPACITY(BTU/H) : 18,000 INPUT(kW) : 2.24 SHF : 0.68

Indoor intake air D.B.(°C)	Indoor intake air D.B.(°F)	Indoor intake air W.B.(°C)	Indoor intake air W.B.(°F)	Outdoor intake air °C/°F D.B.																	
				20/68			25/77			30/86			35/95			40/104			45/115		
				CA	SHC	P.C.	CA	SHC	P.C.	CA	SHC	P.C.	CA	SHC	P.C.	CA	SHC	P.C.	CA	SHC	P.C.
20	68	16	61	17,820	10,977	1.81	17,280	10,644	1.90	16,740	10,312	2.01	16,020	9,868	2.15	15,300	9,425	2.31	14,400	8,870	2.52
20	68	18	64	19,080	9,464	1.87	18,540	9,196	1.96	18,000	8,928	2.08	17,460	8,660	2.22	16,740	8,303	2.35	15,660	7,767	2.58
22	72	16	61	17,820	12,403	1.81	17,280	12,027	1.90	16,740	11,651	2.01	16,020	11,150	2.15	15,300	10,649	2.31	14,400	10,022	2.52
22	72	18	64	19,080	10,990	1.87	18,540	10,679	1.96	18,000	10,368	2.08	17,460	10,057	2.22	16,740	9,642	2.35	15,660	9,020	2.58
22	72	20	68	20,520	9,357	1.90	20,160	9,193	2.01	19,620	8,947	2.13	18,900	8,618	2.26	18,180	8,290	2.42	16,740	7,633	2.65
24	75	16	61	17,820	13,828	1.81	17,280	13,409	1.90	16,740	12,990	2.01	16,020	12,432	2.15	15,300	11,873	2.31	14,400	11,174	2.52
24	75	18	64	19,080	12,516	1.87	18,540	12,162	1.96	18,000	11,808	2.08	17,460	11,454	2.22	16,740	10,981	2.35	15,660	10,273	2.58
24	75	20	68	20,520	10,999	1.90	20,160	10,806	2.01	19,620	10,516	2.13	18,900	10,130	2.26	18,180	9,744	2.42	16,740	8,973	2.65
24	75	22	72	21,780	9,060	1.96	21,420	8,911	2.04	20,880	8,686	2.17	20,340	8,461	2.31	19,620	8,162	2.49	18,180	7,563	2.74
26	79	16	61	17,820	15,254	1.81	17,280	14,792	1.90	16,740	14,329	2.01	16,020	13,713	2.15	15,300	13,097	2.31	14,400	12,326	2.52
26	79	18	64	19,080	14,043	1.87	18,540	13,645	1.96	18,000	13,248	2.08	17,460	12,851	2.22	16,740	12,321	2.35	15,660	11,526	2.58
26	79	20	68	20,520	12,640	1.90	20,160	12,419	2.01	19,620	12,086	2.13	18,900	11,642	2.26	18,180	11,199	2.42	16,740	10,312	2.65
26	79	22	72	21,780	10,803	1.96	21,420	10,624	2.04	20,880	10,356	2.17	20,340	10,089	2.31	19,620	9,732	2.49	18,180	9,017	2.74
27	81	16	61	17,820	15,967	1.81	17,280	15,483	1.90	16,740	14,999	2.01	16,020	14,354	2.15	15,300	13,709	2.31	14,400	12,902	2.52
27	81	18	64	19,080	14,806	1.87	18,540	14,387	1.96	18,000	13,968	2.08	17,460	13,549	2.22	16,740	12,990	2.35	15,660	12,152	2.58
27	81	20	68	20,520	13,461	1.90	20,160	13,225	2.01	19,620	12,871	2.13	18,900	12,398	2.26	18,180	11,926	2.42	16,740	10,981	2.65
27	81	22	72	21,780	11,674	1.96	21,420	11,481	2.04	20,880	11,192	2.17	20,340	10,902	2.31	19,620	10,516	2.49	18,180	9,744	2.74
28	82	16	61	17,820	16,680	1.81	17,280	16,174	1.90	16,740	15,669	2.01	16,020	14,995	2.15	15,300	14,321	2.31	14,400	13,478	2.52
28	82	18	64	19,080	15,569	1.87	18,540	15,129	1.96	18,000	14,688	2.08	17,460	14,247	2.22	16,740	13,660	2.35	15,660	12,779	2.58
28	82	20	68	20,520	14,282	1.90	20,160	14,031	2.01	19,620	13,656	2.13	18,900	13,154	2.26	18,180	12,653	2.42	16,740	11,651	2.65
28	82	22	72	21,780	12,545	1.96	21,420	12,338	2.04	20,880	12,027	2.17	20,340	11,716	2.31	19,620	11,301	2.49	18,180	10,472	2.74
30	86	16	61	17,820	17,820	1.81	17,280	17,280	1.90	16,740	16,740	2.01	16,020	16,020	2.15	15,300	15,300	2.31	14,400	14,400	2.52
30	86	18	64	19,080	17,096	1.87	18,540	16,612	1.96	18,000	16,128	2.08	17,460	15,644	2.22	16,740	14,999	2.35	15,660	14,031	2.58
30	86	20	68	20,520	15,924	1.90	20,160	15,644	2.01	19,620	15,225	2.13	18,900	14,666	2.26	18,180	14,108	2.42	16,740	12,990	2.65
30	86	22	72	21,780	14,288	1.96	21,420	14,052	2.04	20,880	13,697	2.17	20,340	13,343	2.31	19,620	12,871	2.49	18,180	11,926	2.74
32	90	16	61	17,820	17,820	1.81	17,280	17,280	1.90	16,740	16,740	2.01	16,020	16,020	2.15	15,300	15,300	2.31	14,400	14,400	2.52
32	90	18	64	19,080	18,622	1.87	18,540	18,095	1.96	18,000	17,568	2.08	17,460	17,041	2.22	16,740	16,338	2.35	15,660	15,284	2.58
32	90	20	68	20,520	17,565	1.90	20,160	17,257	2.01	19,620	16,795	2.13	18,900	16,178	2.26	18,180	15,562	2.42	16,740	14,329	2.65
32	90	22	72	21,780	16,030	1.96	21,420	15,765	2.04	20,880	15,368	2.17	20,340	14,970	2.31	19,620	14,440	2.49	18,180	13,380	2.74
34	93	16	61	17,820	17,820	1.81	17,280	17,280	1.90	16,740	16,740	2.01	16,020	16,020	2.15	15,300	15,300	2.31	14,400	14,400	2.52
34	93	18	64	19,080	19,080	1.87	18,540	18,540	1.96	18,000	18,000	2.08	17,460	17,460	2.22	16,740	16,740	2.35	15,660	15,660	2.58
34	93	20	68	20,520	19,207	1.90	20,160	18,870	2.01	19,620	18,364	2.13	18,900	17,690	2.26	18,180	17,016	2.42	16,740	15,669	2.65
34	93	22	72	21,780	17,772	1.96	21,420	17,479	2.04	20,880	17,038	2.17	20,340	16,597	2.31	19,620	16,010	2.49	18,180	14,835	2.74

Note: CA : Capacity (Btu/h) SHC : Sensible heat capacity (Btu/h) P.C. : Power consumption (kW)
D.B. : Dry-bulb temperature W.B. : Wet-bulb temperature

PKA-A24KA/PUY-A24NHA3

CAPACITY(BTU/H) : 24,000 INPUT(kW) : 2.27 SHF : 0.77

Indoor intake air D.B.(°C)	Indoor intake air D.B.(°F)	Indoor intake air W.B.(°C)	Indoor intake air W.B.(°F)	Outdoor intake air °C/°F D.B.																	
				20/68			25/77			30/86			35/95			40/104			45/115		
				CA	SHC	P.C.	CA	SHC	P.C.	CA	SHC	P.C.	CA	SHC	P.C.	CA	SHC	P.C.	CA	SHC	P.C.
20	68	16	61	23,760	16,775	1.84	23,040	16,266	1.93	22,320	15,758	2.04	21,360	15,080	2.18	20,400	14,402	2.34	19,200	13,555	2.56
20	68	18	64	25,440	14,908	1.89	24,720	14,486	1.98	24,000	14,064	2.11	23,280	13,642	2.25	22,320	13,080	2.38	20,880	12,236	2.61
22	72	16	61	23,760	18,675	1.84	23,040	18,109	1.93	22,320	17,544	2.04	21,360	16,789	2.18	20,400	16,034	2.34	19,200	15,091	2.56
22	72	18	64	25,440	16,943	1.89	24,720	16,464	1.98	24,000	15,984	2.11	23,280	15,504	2.25	22,320	14,865	2.38	20,880	13,906	2.61
22	72	20	68	27,360	14,939	1.93	26,880	14,676	2.04	26,160	14,283	2.16	25,200	13,759	2.29	24,240	13,235	2.45	22,320	12,187	2.68
24	75	16	61	23,760	20,576	1.84	23,040	19,953	1.93	22,320	19,329	2.04	21,360	18,498	2.18	20,400	17,666	2.34	19,200	16,627	2.56
24	75	18	64	25,440	18,978	1.89	24,720	18,441	1.98	24,000	17,904	2.11	23,280	17,367	2.25	22,320	16,651	2.38	20,880	15,576	2.61
24	75	20	68	27,360	17,127	1.93	26,880	16,827	2.04	26,160	16,376	2.16	25,200	15,775	2.29	24,240	15,174	2.45	22,320	13,972	2.68
24	75	22	72	29,040	14,694	1.98	28,560	14,451	2.07	27,840	14,087	2.20	27,120	13,723	2.34	26,160	13,237	2.52	24,240	12,265	2.77
26	79	16	61	23,760	22,477	1.84	23,040	21,796	1.93	22,320	21,115	2.04	21,360	20,207	2.18	20,400	19,298	2.34	19,200	18,163	2.56
26	79	18	64	25,440	21,013	1.89	24,720	20,419	1.98	24,000	19,824	2.11	23,280	19,229	2.25	22,320	18,436	2.38	20,880	17,247	2.61
26	79	20	68	27,360	19,316	1.93	26,880	18,977	2.04	26,160	18,469	2.16	25,200	17,791	2.29	24,240	17,113	2.45	22,320	15,758	2.68
26	79	22	72	29,040	17,017	1.98	28,560	16,736	2.07	27,840	16,314	2.20	27,120	15,892	2.34	26,160	15,330	2.52	24,240	14,205	2.77
27	81	16	61	23,760	23,427	1.84	23,040	22,717	1.93	22,320	22,008	2.04	21,360	21,061	2.18	20,400	20,114	2.34	19,200	18,931	2.56
27	81	18	64	25,440	22,031	1.89	24,720	21,408	1.98	24,000	20,784	2.11	23,280	20,160	2.25	22,320	19,329	2.38	20,880	18,082	2.61
27	81	20	68	27,360	20,411	1.93	26,880	20,052	2.04	26,160	19,515	2.16	25,200	18,799	2.29	24,240	18,083	2.45	22,320	16,651	2.68
27	81	22	72	29,040	18,179	1.98	28,560	17,879	2.07	27,840	17,428	2.20	27,120	16,977	2.34	26,160	16,376	2.52	24,240	15,174	2.77
28	82	16	61	23,760	23,760	1.84	23,040	23,040	1.93	22,320	22,320	2.04	21,360	21,360	2.18	20,400	20,400	2.34	19,200	19,200	2.56
28	82	18	64	25,440	23,049	1.89	24,720	22,396	1.98	24,000	21,744	2.11	23,280	21,092	2.25	22,320	20,222	2.38	20,880	18,917	2.61
28	82	20	68	27,360	21,505	1.93	26,880	21,128	2.04	26,160	20,562	2.16	25,200	19,807	2.29	24,240	19,053	2.45	22,320	17,544	2.68
28	82	22	72	29,040	19,341	1.98	28,560	19,021	2.07	27,840	18,541	2.20	27,120	18,062	2.34	26,160	17,423	2.52	24,240	16,144	2.77
30	86	16	61	23,760	23,760	1.84	23,040	23,040	1.93	22,320	22,320	2.04	21,360	21,360	2.18	20,400	20,400	2.34	19,200	19,200	2.56
30	86	18	64	25,440	25,084	1.89	24,720	24,374	1.98	24,000	23,664	2.11	23,280	22,954	2.25	22,320	22,008	2.38	20,880	20,588	2.61
30	86	20	68	27,360	23,694	1.93	26,880	23,278	2.04	26,160	22,655	2.16	25,200	21,823	2.29	24,240	20,992	2.45	22,320	19,329	2.68
30	86	22	72	29,040	21,664	1.98	28,560	21,306	2.07	27,840	20,769	2.20	27,120	20,232	2.34	26,160	19,515	2.52	24,240	18,083	2.77
32	90	16	61	23,760	23,760	1.84	23,040	23,040	1.93	22,320	22,320	2.04	21,360	21,360	2.18	20,400	20,400	2.34	19,200	19,200	2.56
32	90	18	64	25,440	25,440	1.89	24,720	24,720	1.98	24,000	24,000	2.11	23,280	23,280	2.25	22,320	22,320	2.38	20,880	20,880	2.61
32	90	20	68	27,360	25,883	1.93	26,880	25,428	2.04	26,160	24,747	2.16	25,200	23,839	2.29	24,240	22,931	2.45	22,320	21,115	2.68
32	90	22	72	29,040	23,987	1.98	28,560	23,591	2.07	27,840	22,996	2.20	27,120	22,401	2.34	26,160	21,608	2.52	24,240	20,022	2.77
34	93	16	61	23,760	23,760	1.84	23,040	23,040	1.93	22,320	22,320	2.04	21,360	21,360	2.18	20,400	20,400	2.34	19,200	19,200	2.56
34	93	18	64	25,440	25,440	1.89	24,720	24,720	1.98	24,000	24,000	2.11	23,280	23,280	2.25	22,320	22,320	2.38	20,880	20,880	2.61
34	93	20	68	27,360	27,360	1.93	26,880	26,880	2.04	26,160	26,160	2.16	25,200	25,200	2.29	24,240	24,240	2.45	22,320	22,320	2.68
34	93	22	72	29,040	26,310	1.98	28,560	25,875	2.07	27,840	25,223	2.20	27,120	24,571	2.34	26,160	23,701	2.52	24,240	21,961	2.77

PKA-A30KA/PUY-A30NHA3

CAPACITY(BTU/H) : 30,000 INPUT(kW) : 4.13 SHF : 0.70

Indoor intake air D.B.(°C)	Indoor intake air D.B.(°F)	Indoor intake air W.B.(°C)	Indoor intake air W.B.(°F)	Outdoor intake air °C/°F D.B.																	
				20/68			25/77			30/86			35/95			40/104			45/115		
				CA	SHC	P.C.	CA	SHC	P.C.	CA	SHC	P.C.	CA	SHC	P.C.	CA	SHC	P.C.	CA	SHC	P.C.
20	68	16	61	29,700	18,889	3.34	28,800	18,317	3.51	27,900	17,744	3.70	26,700	16,981	3.97	25,500	16,218	4.26	24,000	15,264	4.65
20	68	18	64	31,800	16,409	3.44	30,900	15,944	3.61	30,000	15,480	3.84	29,100	15,016	4.10	27,900	14,396	4.33	26,100	13,468	4.75
22	72	16	61	29,700	21,265	3.34	28,800	20,621	3.51	27,900	19,976	3.70	26,700	19,117	3.97	25,500	18,258	4.26	24,000	17,184	4.65
22	72	18	64	31,800	18,953	3.44	30,900	18,416	3.61	30,000	17,880	3.84	29,100	17,344	4.10	27,900	16,628	4.33	26,100	15,556	4.75
22	72	20	68	34,200	16,279	3.51	33,600	15,994	3.70	32,700	15,565	3.93	31,500	14,994	4.16	30,300	14,423	4.46	27,900	13,280	4.88
24	75	16	61	29,700	23,641	3.34	28,800	22,925	3.51	27,900	22,208	3.70	26,700	21,253	3.97	25,500	20,298	4.26	24,000	19,104	4.65
24	75	18	64	31,800	21,497	3.44	30,900	20,888	3.61	30,000	20,280	3.84	29,100	19,672	4.10	27,900	18,860	4.33	26,100	17,644	4.75
24	75	20	68	34,200	19,015	3.51	33,600	18,682	3.70	32,700	18,181	3.93	31,500	17,514	4.16	30,300	16,847	4.46	27,900	15,512	4.88
24	75	22	72	36,300	15,827	3.61	35,700	15,565	3.77	34,800	15,173	4.00	33,900	14,780	4.26	32,700	14,257	4.59	30,300	13,211	5.05
26	79	16	61	29,700	26,017	3.34	28,800	25,229	3.51	27,900	24,440	3.70	26,700	23,389	3.97	25,500	22,338	4.26	24,000	21,024	4.65
26	79	18	64	31,800	24,041	3.44	30,900	23,360	3.61	30,000	22,680	3.84	29,100	22,000	4.10	27,900	21,092	4.33	26,100	19,732	4.75
26	79	20	68	34,200	21,751	3.51	33,600	21,370	3.70	32,700	20,797	3.93	31,500	20,034	4.16	30,300	19,271	4.46	27,900	17,744	4.88
26	79	22	72	36,300	18,731	3.61	35,700	18,421	3.77	34,800	17,957	4.00	33,900	17,492	4.26	32,700	16,873	4.59	30,300	15,635	5.05
27	81	16	61	29,700	27,205	3.34	28,800	26,381	3.51	27,900	25,556	3.70	26,700	24,457	3.97	25,500	23,358	4.26	24,000	21,984	4.65
27	81	18	64	31,800	25,313	3.44	30,900	24,596	3.61	30,000	23,880	3.84	29,100	23,164	4.10	27,900	22,208	4.33	26,100	20,776	4.75
27	81	20	68	34,200	23,119	3.51	33,600	22,714	3.70	32,700	22,105	3.93	31,500	21,294	4.16	30,300	20,483	4.46	27,900	18,860	4.88
27	81	22	72	36,300	20,183	3.61	35,700	19,849	3.77	34,800	19,349	4.00	33,900	18,848	4.26	32,700	18,181	4.59	30,300	16,847	5.05
28	82	16	61	29,700	28,393	3.34	28,800	27,533	3.51	27,900	26,672	3.70	26,700	25,525	3.97	25,500	24,378	4.26	24,000	22,944	4.65
28	82	18	64	31,800	26,585	3.44	30,900	25,832	3.61	30,000	25,080	3.84	29,100	24,328	4.10	27,900	23,324	4.33	26,100	21,820	4.75
28	82	20	68	34,200	24,487	3.51	33,600	24,058	3.70	32,700	23,413	3.93	31,500	22,554	4.16	30,300	21,695	4.46	27,900	19,976	4.88
28	82	22	72	36,300	21,635	3.61	35,700	21,277	3.77	34,800	20,741	4.00	33,900	20,204	4.26	32,700	19,489	4.59	30,300	18,059	5.05
30	86	16	61	29,700	29,700	3.34	28,800	28,800	3.51	27,900	27,900	3.70	26,700	26,700	3.97	25,500	25,500	4.26	24,000	24,000	4.65
30	86	18	64	31,800	29,129	3.44	30,900	28,304	3.61	30,000	27,480	3.84	29,100	26,656	4.10	27,900	25,556	4.33	26,100	23,908	4.75
30	86	20	68	34,200	27,223	3.51	33,600	26,746	3.70	32,700	26,029	3.93	31,500	25,074	4.16	30,300	24,119	4.46	27,900	22,208	4.88
30	86	22	72	36,300	24,539	3.61	35,700	24,133	3.77	34,800	23,525	4.00	33,900	22,916	4.26	32,700	22,105	4.59	30,300	20,483	5.05
32	90	16	61	29,700	29,700	3.34	28,800	28,800	3.51	27,900	27,900	3.70	26,700	26,700	3.97	25,500	25,500	4.26	24,000	24,000	4.65
32	90	18	64	31,800	31,673	3.44	30,900	30,776	3.61	30,000	29,880	3.84	29,100	28,984	4.10	27,900	27,788	4.33	26,100	25,996	4.75
32	90	20	68	34,200	29,959	3.51	33,600	29,434	3.70	32,700	28,645	3.93	31,500	27,594	4.16	30,300	26,543	4.46	27,900	24,440	4.88
32	90	22	72	36,300	27,443	3.61	35,700	26,989	3.77	34,800	26,309	4.00	33,900	25,628	4.26	32,700	24,721	4.59	30,300	22,907	5.05
34	93	16	61	29,700	29,700	3.34	28,800	28,800	3.51	27,900	27,900	3.70	26,700	26,700	3.97	25,500	25,500	4.26	24,000	24,000	4.65
34	93	18	64	31,800	31,800	3.44	30,900	30,900	3.61	30,000	30,000	3.84	29,100	29,100	4.10	27,900	27,900	4.33	26,100	26,100	4.75
34	93	20	68	34,200	32,695	3.51	33,600	32,122	3.70	32,700	31,261	3.93	31,500	30,114	4.16	30,300	28,967	4.46	27,900	26,672	4.88
34	93	22	72	36,300	30,347	3.61	35,700	29,845	3.77	34,800	29,093	4.00	33,900	28,340	4.26	32,700	27,337	4.59	30,300	25,331	5.05

Note: CA : Capacity (Btu/h) SHC : Sensible heat capacity (Btu/h) P.C. : Power consumption (kW)
D.B. : Dry-bulb temperature W.B. : Wet-bulb temperature

PKA-A36KA/PUY-A36NHA3

CAPACITY(BTU/H) : 34,200 INPUT(kW) : 5.03 SHF : 0.70

Indoor intake air D.B.(°C)	Indoor intake air D.B.(°F)	Indoor intake air W.B.(°C)	Indoor intake air W.B.(°F)	Outdoor intake air °C/°F D.B.																	
				20/68			25/77			30/86			35/95			40/104			45/115		
				CA	SHC	P.C.	CA	SHC	P.C.	CA	SHC	P.C.	CA	SHC	P.C.	CA	SHC	P.C.	CA	SHC	P.C.
20	68	16	61	33,858	21,534	4.07	32,832	20,881	4.27	31,806	20,229	4.51	30,438	19,359	4.83	29,070	18,489	5.19	27,360	17,401	5.67
20	68	18	64	36,252	18,706	4.19	35,226	18,177	4.39	34,200	17,647	4.67	33,174	17,118	4.99	31,806	16,412	5.27	29,754	15,353	5.79
22	72	16	61	33,858	24,242	4.07	32,832	23,508	4.27	31,806	22,773	4.51	30,438	21,794	4.83	29,070	20,814	5.19	27,360	19,590	5.67
22	72	18	64	36,252	21,606	4.19	35,226	20,995	4.39	34,200	20,383	4.67	33,174	19,772	4.99	31,806	18,956	5.27	29,754	17,733	5.79
22	72	20	68	38,988	18,558	4.27	38,304	18,233	4.51	37,278	17,744	4.79	35,910	17,093	5.07	34,542	16,442	5.43	31,806	15,140	5.95
24	75	16	61	33,858	26,951	4.07	32,832	26,134	4.27	31,806	25,318	4.51	30,438	24,229	4.83	29,070	23,140	5.19	27,360	21,779	5.67
24	75	18	64	36,252	24,506	4.19	35,226	23,813	4.39	34,200	23,119	4.67	33,174	22,426	4.99	31,806	21,501	5.27	29,754	20,114	5.79
24	75	20	68	38,988	21,677	4.27	38,304	21,297	4.51	37,278	20,727	4.79	35,910	19,966	5.07	34,542	19,205	5.43	31,806	17,684	5.95
24	75	22	72	41,382	18,043	4.39	40,698	17,744	4.59	39,672	17,297	4.87	38,646	16,850	5.19	37,278	16,253	5.59	34,542	15,060	6.15
26	79	16	61	33,858	29,660	4.07	32,832	28,761	4.27	31,806	27,862	4.51	30,438	26,664	4.83	29,070	25,465	5.19	27,360	23,967	5.67
26	79	18	64	36,252	27,407	4.19	35,226	26,631	4.39	34,200	25,855	4.67	33,174	25,080	4.99	31,806	24,045	5.27	29,754	22,494	5.79
26	79	20	68	38,988	24,796	4.27	38,304	24,361	4.51	37,278	23,709	4.79	35,910	22,839	5.07	34,542	21,969	5.43	31,806	20,229	5.95
26	79	22	72	41,382	21,353	4.39	40,698	21,000	4.59	39,672	20,471	4.87	38,646	19,941	5.19	37,278	19,235	5.59	34,542	17,824	6.15
27	81	16	61	33,858	31,014	4.07	32,832	30,074	4.27	31,806	29,134	4.51	30,438	27,881	4.83	29,070	26,628	5.19	27,360	25,062	5.67
27	81	18	64	36,252	28,857	4.19	35,226	28,040	4.39	34,200	27,223	4.67	33,174	26,407	4.99	31,806	25,318	5.27	29,754	23,684	5.79
27	81	20	68	38,988	26,356	4.27	38,304	25,894	4.51	37,278	25,200	4.79	35,910	24,275	5.07	34,542	23,350	5.43	31,806	21,501	5.95
27	81	22	72	41,382	23,008	4.39	40,698	22,628	4.59	39,672	22,058	4.87	38,646	21,487	5.19	37,278	20,727	5.59	34,542	19,205	6.15
28	82	16	61	33,858	32,368	4.07	32,832	31,387	4.27	31,806	30,407	4.51	30,438	29,099	4.83	29,070	27,791	5.19	27,360	26,156	5.67
28	82	18	64	36,252	30,307	4.19	35,226	29,449	4.39	34,200	28,591	4.67	33,174	27,733	4.99	31,806	26,590	5.27	29,754	24,874	5.79
28	82	20	68	38,988	27,915	4.27	38,304	27,426	4.51	37,278	26,691	4.79	35,910	25,712	5.07	34,542	24,732	5.43	31,806	22,773	5.95
28	82	22	72	41,382	24,664	4.39	40,698	24,256	4.59	39,672	23,645	4.87	38,646	23,033	5.19	37,278	22,218	5.59	34,542	20,587	6.15
30	86	16	61	33,858	33,858	4.07	32,832	32,832	4.27	31,806	31,806	4.51	30,438	30,438	4.83	29,070	29,070	5.19	27,360	27,360	5.67
30	86	18	64	36,252	33,207	4.19	35,226	32,267	4.39	34,200	31,327	4.67	33,174	30,387	4.99	31,806	29,134	5.27	29,754	27,255	5.79
30	86	20	68	38,988	31,034	4.27	38,304	30,490	4.51	37,278	29,673	4.79	35,910	28,584	5.07	34,542	27,495	5.43	31,806	25,318	5.95
30	86	22	72	41,382	27,974	4.39	40,698	27,512	4.59	39,672	26,818	4.87	38,646	26,125	5.19	37,278	25,200	5.59	34,542	23,350	6.15
32	90	16	61	33,858	33,858	4.07	32,832	32,832	4.27	31,806	31,806	4.51	30,438	30,438	4.83	29,070	29,070	5.19	27,360	27,360	5.67
32	90	18	64	36,252	36,107	4.19	35,226	35,085	4.39	34,200	34,063	4.67	33,174	33,041	4.99	31,806	31,679	5.27	29,754	29,635	5.79
32	90	20	68	38,988	34,153	4.27	38,304	33,554	4.51	37,278	32,656	4.79	35,910	31,457	5.07	34,542	30,259	5.43	31,806	27,862	5.95
32	90	22	72	41,382	31,285	4.39	40,698	30,768	4.59	39,672	29,992	4.87	38,646	29,216	5.19	37,278	28,182	5.59	34,542	26,114	6.15
34	93	16	61	33,858	33,858	4.07	32,832	32,832	4.27	31,806	31,806	4.51	30,438	30,438	4.83	29,070	29,070	5.19	27,360	27,360	5.67
34	93	18	64	36,252	36,252	4.19	35,226	35,226	4.39	34,200	34,200	4.67	33,174	33,174	4.99	31,806	31,806	5.27	29,754	29,754	5.79
34	93	20	68	38,988	37,273	4.27	38,304	36,619	4.51	37,278	35,638	4.79	35,910	34,330	5.07	34,542	33,022	5.43	31,806	30,407	5.95
34	93	22	72	41,382	34,595	4.39	40,698	34,024	4.59	39,672	33,166	4.87	38,646	32,308	5.19	37,278	31,164	5.59	34,542	28,877	6.15

Note: CA : Capacity (Btu/h) SHC : Sensible heat capacity (Btu/h) P.C. : Power consumption (kW)
D.B. : Dry-bulb temperature W.B. : Wet-bulb temperature

PCA-A24KA/PUY-A24NHA3

CAPACITY(BTU/H) : 24,000 INPUT(kW) : 2.34 SHF : 0.73

Indoor intake air D.B.(°C)	Indoor intake air D.B.(°F)	Indoor intake air W.B.(°C)	Indoor intake air W.B.(°F)	Outdoor intake air °C/°F D.B.																	
				20/68			25/77			30/86			35/95			40/104			45/115		
				CA	SHC	P.C.	CA	SHC	P.C.	CA	SHC	P.C.	CA	SHC	P.C.	CA	SHC	P.C.	CA	SHC	P.C.
20	68	16	61	23,760	15,824	1.89	23,040	15,345	1.99	22,320	14,865	2.10	21,360	14,226	2.25	20,400	13,586	2.41	19,200	12,787	2.64
20	68	18	64	25,440	13,890	1.95	24,720	13,497	2.04	24,000	13,104	2.17	23,280	12,711	2.32	22,320	12,187	2.45	20,880	11,400	2.69
22	72	16	61	23,760	17,725	1.89	23,040	17,188	1.99	22,320	16,651	2.10	21,360	15,935	2.25	20,400	15,218	2.41	19,200	14,323	2.64
22	72	18	64	25,440	15,925	1.95	24,720	15,475	2.04	24,000	15,024	2.17	23,280	14,573	2.32	22,320	13,972	2.45	20,880	13,071	2.69
22	72	20	68	27,360	13,844	1.99	26,880	13,601	2.10	26,160	13,237	2.23	25,200	12,751	2.36	24,240	12,265	2.53	22,320	11,294	2.77
24	75	16	61	23,760	19,626	1.89	23,040	19,031	1.99	22,320	18,436	2.10	21,360	17,643	2.25	20,400	16,850	2.41	19,200	15,859	2.64
24	75	18	64	25,440	17,961	1.95	24,720	17,452	2.04	24,000	16,944	2.17	23,280	16,436	2.32	22,320	15,758	2.45	20,880	14,741	2.69
24	75	20	68	27,360	16,033	1.99	26,880	15,752	2.10	26,160	15,330	2.23	25,200	14,767	2.36	24,240	14,205	2.53	22,320	13,080	2.77
24	75	22	72	29,040	13,533	2.04	28,560	13,309	2.14	27,840	12,973	2.27	27,120	12,638	2.41	26,160	12,191	2.60	24,240	11,296	2.86
26	79	16	61	23,760	21,527	1.89	23,040	20,874	1.99	22,320	20,222	2.10	21,360	19,352	2.25	20,400	18,482	2.41	19,200	17,395	2.64
26	79	18	64	25,440	19,996	1.95	24,720	19,430	2.04	24,000	18,864	2.17	23,280	18,298	2.32	22,320	17,544	2.45	20,880	16,412	2.69
26	79	20	68	27,360	18,222	1.99	26,880	17,902	2.10	26,160	17,423	2.23	25,200	16,783	2.36	24,240	16,144	2.53	22,320	14,865	2.77
26	79	22	72	29,040	15,856	2.04	28,560	15,594	2.14	27,840	15,201	2.27	27,120	14,808	2.41	26,160	14,283	2.60	24,240	13,235	2.86
27	81	16	61	23,760	22,477	1.89	23,040	21,796	1.99	22,320	21,115	2.10	21,360	20,207	2.25	20,400	19,298	2.41	19,200	18,163	2.64
27	81	18	64	25,440	21,013	1.95	24,720	20,419	2.04	24,000	19,824	2.17	23,280	19,229	2.32	22,320	18,436	2.45	20,880	17,247	2.69
27	81	20	68	27,360	19,316	1.99	26,880	18,977	2.10	26,160	18,469	2.23	25,200	17,791	2.36	24,240	17,113	2.53	22,320	15,758	2.77
27	81	22	72	29,040	17,017	2.04	28,560	16,736	2.14	27,840	16,314	2.27	27,120	15,892	2.41	26,160	15,330	2.60	24,240	14,205	2.86
28	82	16	61	23,760	23,427	1.89	23,040	22,717	1.99	22,320	22,008	2.10	21,360	21,061	2.25	20,400	20,114	2.41	19,200	18,931	2.64
28	82	18	64	25,440	22,031	1.95	24,720	21,408	2.04	24,000	20,784	2.17	23,280	20,160	2.32	22,320	19,329	2.45	20,880	18,082	2.69
28	82	20	68	27,360	20,411	1.99	26,880	20,052	2.10	26,160	19,515	2.23	25,200	18,799	2.36	24,240	18,083	2.53	22,320	16,651	2.77
28	82	22	72	29,040	18,179	2.04	28,560	17,879	2.14	27,840	17,428	2.27	27,120	16,977	2.41	26,160	16,376	2.60	24,240	15,174	2.86
30	86	16	61	23,760	23,760	1.89	23,040	23,040	1.99	22,320	22,320	2.10	21,360	21,360	2.25	20,400	20,400	2.41	19,200	19,200	2.64
30	86	18	64	25,440	24,066	1.95	24,720	23,385	2.04	24,000	22,704	2.17	23,280	22,023	2.32	22,320	21,115	2.45	20,880	19,752	2.69
30	86	20	68	27,360	22,599	1.99	26,880	22,203	2.10	26,160	21,608	2.23	25,200	20,815	2.36	24,240	20,022	2.53	22,320	18,436	2.77
30	86	22	72	29,040	20,502	2.04	28,560	20,163	2.14	27,840	19,655	2.27	27,120	19,147	2.41	26,160	18,469	2.60	24,240	17,113	2.86
32	90	16	61	23,760	23,760	1.89	23,040	23,040	1.99	22,320	22,320	2.10	21,360	21,360	2.25	20,400	20,400	2.41	19,200	19,200	2.64
32	90	18	64	25,440	25,440	1.95	24,720	24,720	2.04	24,000	24,000	2.17	23,280	23,280	2.32	22,320	22,320	2.45	20,880	20,880	2.69
32	90	20	68	27,360	24,788	1.99	26,880	24,353	2.10	26,160	23,701	2.23	25,200	22,831	2.36	24,240	21,961	2.53	22,320	20,222	2.77
32	90	22	72	29,040	22,825	2.04	28,560	22,448	2.14	27,840	21,882	2.27	27,120	21,316	2.41	26,160	20,562	2.60	24,240	19,053	2.86
34	93	16	61	23,760	23,760	1.89	23,040	23,040	1.99	22,320	22,320	2.10	21,360	21,360	2.25	20,400	20,400	2.41	19,200	19,200	2.64
34	93	18	64	25,440	25,440	1.95	24,720	24,720	2.04	24,000	24,000	2.17	23,280	23,280	2.32	22,320	22,320	2.45	20,880	20,880	2.69
34	93	20	68	27,360	26,977	1.99	26,880	26,504	2.10	26,160	25,794	2.23	25,200	24,847	2.36	24,240	23,901	2.53	22,320	22,008	2.77
34	93	22	72	29,040	25,149	2.04	28,560	24,733	2.14	27,840	24,109	2.27	27,120	23,486	2.41	26,160	22,655	2.60	24,240	20,992	2.86

PCA-A30KA/PUY-A30NHA3

CAPACITY(BTU/H) : 30,000 INPUT(kW) : 3.76 SHF : 0.69

Indoor intake air D.B.(°C)	Indoor intake air D.B.(°F)	Indoor intake air W.B.(°C)	Indoor intake air W.B.(°F)	Outdoor intake air °C/°F D.B.																	
				20/68			25/77			30/86			35/95			40/104			45/115		
				CA	SHC	P.C.	CA	SHC	P.C.	CA	SHC	P.C.	CA	SHC	P.C.	CA	SHC	P.C.	CA	SHC	P.C.
20	68	16	61	29,700	18,592	3.04	28,800	18,029	3.19	27,900	17,465	3.37	26,700	16,714	3.61	25,500	15,963	3.88	24,000	15,024	4.24
20	68	18	64	31,800	16,091	3.13	30,900	15,635	3.28	30,000	15,180	3.49	29,100	14,725	3.73	27,900	14,117	3.94	26,100	13,207	4.33
22	72	16	61	29,700	20,968	3.04	28,800	20,333	3.19	27,900	19,697	3.37	26,700	18,850	3.61	25,500	18,003	3.88	24,000	16,944	4.24
22	72	18	64	31,800	18,635	3.13	30,900	18,107	3.28	30,000	17,580	3.49	29,100	17,053	3.73	27,900	16,349	3.94	26,100	15,295	4.33
22	72	20	68	34,200	15,937	3.19	33,600	15,658	3.37	32,700	15,238	3.58	31,500	14,679	3.79	30,300	14,120	4.06	27,900	13,001	4.45
24	75	16	61	29,700	23,344	3.04	28,800	22,637	3.19	27,900	21,929	3.37	26,700	20,986	3.61	25,500	20,043	3.88	24,000	18,864	4.24
24	75	18	64	31,800	21,179	3.13	30,900	20,579	3.28	30,000	19,980	3.49	29,100	19,381	3.73	27,900	18,581	3.94	26,100	17,383	4.33
24	75	20	68	34,200	18,673	3.19	33,600	18,346	3.37	32,700	17,854	3.58	31,500	17,199	3.79	30,300	16,544	4.06	27,900	15,233	4.45
24	75	22	72	36,300	15,464	3.28	35,700	15,208	3.43	34,800	14,825	3.64	33,900	14,441	3.88	32,700	13,930	4.18	30,300	12,908	4.60
26	79	16	61	29,700	25,720	3.04	28,800	24,941	3.19	27,900	24,161	3.37	26,700	23,122	3.61	25,500	22,083	3.88	24,000	20,784	4.24
26	79	18	64	31,800	23,723	3.13	30,900	23,051	3.28	30,000	22,380	3.49	29,100	21,709	3.73	27,900	20,813	3.94	26,100	19,471	4.33
26	79	20	68	34,200	21,409	3.19	33,600	21,034	3.37	32,700	20,470	3.58	31,500	19,719	3.79	30,300	18,968	4.06	27,900	17,465	4.45
26	79	22	72	36,300	18,368	3.28	35,700	18,064	3.43	34,800	17,609	3.64	33,900	17,153	3.88	32,700	16,546	4.18	30,300	15,332	4.60
27	81	16	61	29,700	26,908	3.04	28,800	26,093	3.19	27,900	25,277	3.37	26,700	24,190	3.61	25,500	23,103	3.88	24,000	21,744	4.24
27	81	18	64	31,800	24,995	3.13	30,900	24,287	3.28	30,000	23,580	3.49	29,100	22,873	3.73	27,900	21,929	3.94	26,100	20,515	4.33
27	81	20	68	34,200	22,777	3.19	33,600	22,378	3.37	32,700	21,778	3.58	31,500	20,979	3.79	30,300	20,180	4.06	27,900	18,581	4.45
27	81	22	72	36,300	19,820	3.28	35,700	19,492	3.43	34,800	19,001	3.64	33,900	18,509	3.88	32,700	17,854	4.18	30,300	16,544	4.60
28	82	16	61	29,700	28,096	3.04	28,800	27,245	3.19	27,900	26,393	3.37	26,700	25,258	3.61	25,500	24,123	3.88	24,000	22,704	4.24
28	82	18	64	31,800	26,267	3.13	30,900	25,523	3.28	30,000	24,780	3.49	29,100	24,037	3.73	27,900	23,045	3.94	26,100	21,559	4.33
28	82	20	68	34,200	24,145	3.19	33,600	23,722	3.37	32,700	23,086	3.58	31,500	22,239	3.79	30,300	21,392	4.06	27,900	19,697	4.45
28	82	22	72	36,300	21,272	3.28	35,700	20,920	3.43	34,800	20,393	3.64	33,900	19,865	3.88	32,700	19,162	4.18	30,300	17,756	4.60
30	86	16	61	29,700	29,700	3.04	28,800	28,800	3.19	27,900	27,900	3.37	26,700	26,700	3.61	25,500	25,500	3.88	24,000	24,000	4.24
30	86	18	64	31,800	28,811	3.13	30,900	27,995	3.28	30,000	27,180	3.49	29,100	26,365	3.73	27,900	25,277	3.94	26,100	23,647	4.33
30	86	20	68	34,200	26,881	3.19	33,600	26,410	3.37	32,700	25,702	3.58	31,500	24,759	3.79	30,300	23,816	4.06	27,900	21,929	4.45
30	86	22	72	36,300	24,176	3.28	35,700	23,776	3.43	34,800	23,177	3.64	33,900	22,577	3.88	32,700	21,778	4.18	30,300	20,180	4.60
32	90	16	61	29,700	29,700	3.04	28,800	28,800	3.19	27,900	27,900	3.37	26,700	26,700	3.61	25,500	25,500	3.88	24,000	24,000	4.24
32	90	18	64	31,800	31,355	3.13	30,900	30,467	3.28	30,000	29,580	3.49	29,100	28,693	3.73	27,900	27,509	3.94	26,100	25,735	4.33
32	90	20	68	34,200	29,617	3.19	33,600	29,098	3.37	32,700	28,318	3.58	31,500	27,279	3.79	30,300	26,240	4.06	27,900	24,161	4.45
32	90	22	72	36,300	27,080	3.28	35,700	26,632	3.43	34,800	25,961	3.64	33,900	25,289	3.88	32,700	24,394	4.18	30,300	22,604	4.60
34	93	16	61	29,700	29,700	3.04	28,800	28,800	3.19	27,900	27,900	3.37	26,700	26,700	3.61	25,500	25,500	3.88	24,000	24,000	4.24
34	93	18	64	31,800	31,800	3.13	30,900	30,900	3.28	30,000	30,000	3.49	29,100	29,100	3.73	27,900	27,900	3.94	26,100	26,100	4.33
34	93	20	68	34,200	32,353	3.19	33,600	31,786	3.37	32,700	30,934	3.58	31,500	29,799	3.79	30,300	28,664	4.06	27,900	26,393	4.45
34	93	22	72	36,300	29,984	3.28	35,700	29,488	3.43	34,800	28,745	3.64	33,900	28,001	3.88	32,700	27,010	4.18	30,300	25,028	4.60

Note: CA : Capacity (Btu/h) SHC : Sensible heat capacity (Btu/h) P.C. : Power consumption (kW)
D.B. : Dry-bulb temperature W.B. : Wet-bulb temperature

PCA-A36KA/PUY-A36NHA3

CAPACITY(BTU/H) : 35,000 INPUT(kW) : 4.63 SHF : 0.73

Indoor intake air D.B.(°C)	Indoor intake air D.B.(°F)	Indoor intake air W.B.(°C)	Indoor intake air W.B.(°F)	Outdoor intake air °C/°F D.B.																	
				20/68			25/77			30/86			35/95			40/104			45/115		
				CA	SHC	P.C.	CA	SHC	P.C.	CA	SHC	P.C.	CA	SHC	P.C.	CA	SHC	P.C.	CA	SHC	P.C.
20	68	16	61	34,650	23,077	3.75	33,600	22,378	3.93	32,550	21,678	4.15	31,150	20,746	4.45	29,750	19,814	4.78	28,000	18,648	5.22
20	68	18	64	37,100	20,257	3.86	36,050	19,683	4.04	35,000	19,110	4.30	33,950	18,537	4.59	32,550	17,772	4.85	30,450	16,626	5.33
22	72	16	61	34,650	25,849	3.75	33,600	25,066	3.93	32,550	24,282	4.15	31,150	23,238	4.45	29,750	22,194	4.78	28,000	20,888	5.22
22	72	18	64	37,100	23,225	3.86	36,050	22,567	4.04	35,000	21,910	4.30	33,950	21,253	4.59	32,550	20,376	4.85	30,450	19,062	5.33
22	72	20	68	39,900	20,189	3.93	39,200	19,835	4.15	38,150	19,304	4.41	36,750	18,596	4.67	35,350	17,887	5.00	32,550	16,470	5.48
24	75	16	61	34,650	28,621	3.75	33,600	27,754	3.93	32,550	26,886	4.15	31,150	25,730	4.45	29,750	24,574	4.78	28,000	23,128	5.22
24	75	18	64	37,100	26,193	3.86	36,050	25,451	4.04	35,000	24,710	4.30	33,950	23,969	4.59	32,550	22,980	4.85	30,450	21,498	5.33
24	75	20	68	39,900	23,381	3.93	39,200	22,971	4.15	38,150	22,356	4.41	36,750	21,536	4.67	35,350	20,715	5.00	32,550	19,074	5.48
24	75	22	72	42,350	19,735	4.04	41,650	19,409	4.23	40,600	18,920	4.48	39,550	18,430	4.78	38,150	17,778	5.14	35,350	16,473	5.66
26	79	16	61	34,650	31,393	3.75	33,600	30,442	3.93	32,550	29,490	4.15	31,150	28,222	4.45	29,750	26,954	4.78	28,000	25,368	5.22
26	79	18	64	37,100	29,161	3.86	36,050	28,335	4.04	35,000	27,510	4.30	33,950	26,685	4.59	32,550	25,584	4.85	30,450	23,934	5.33
26	79	20	68	39,900	26,573	3.93	39,200	26,107	4.15	38,150	25,408	4.41	36,750	24,476	4.67	35,350	23,543	5.00	32,550	21,678	5.48
26	79	22	72	42,350	23,123	4.04	41,650	22,741	4.23	40,600	22,168	4.48	39,550	21,594	4.78	38,150	20,830	5.14	35,350	19,301	5.66
27	81	16	61	34,650	32,779	3.75	33,600	31,786	3.93	32,550	30,792	4.15	31,150	29,468	4.45	29,750	28,144	4.78	28,000	26,488	5.22
27	81	18	64	37,100	30,645	3.86	36,050	29,777	4.04	35,000	28,910	4.30	33,950	28,043	4.59	32,550	26,886	4.85	30,450	25,152	5.33
27	81	20	68	39,900	28,169	3.93	39,200	27,675	4.15	38,150	26,934	4.41	36,750	25,946	4.67	35,350	24,957	5.00	32,550	22,980	5.48
27	81	22	72	42,350	24,817	4.04	41,650	24,407	4.23	40,600	23,792	4.48	39,550	23,176	4.78	38,150	22,356	5.14	35,350	20,715	5.66
28	82	16	61	34,650	34,165	3.75	33,600	33,130	3.93	32,550	32,094	4.15	31,150	30,714	4.45	29,750	29,334	4.78	28,000	27,608	5.22
28	82	18	64	37,100	32,129	3.86	36,050	31,219	4.04	35,000	30,310	4.30	33,950	29,401	4.59	32,550	28,188	4.85	30,450	26,370	5.33
28	82	20	68	39,900	29,765	3.93	39,200	29,243	4.15	38,150	28,460	4.41	36,750	27,416	4.67	35,350	26,371	5.00	32,550	24,282	5.48
28	82	22	72	42,350	26,511	4.04	41,650	26,073	4.23	40,600	25,416	4.48	39,550	24,758	4.78	38,150	23,882	5.14	35,350	22,129	5.66
30	86	16	61	34,650	34,650	3.75	33,600	33,600	3.93	32,550	32,550	4.15	31,150	31,150	4.45	29,750	29,750	4.78	28,000	28,000	5.22
30	86	18	64	37,100	35,097	3.86	36,050	34,103	4.04	35,000	33,110	4.30	33,950	32,117	4.59	32,550	30,792	4.85	30,450	28,806	5.33
30	86	20	68	39,900	32,957	3.93	39,200	32,379	4.15	38,150	31,512	4.41	36,750	30,356	4.67	35,350	29,199	5.00	32,550	26,886	5.48
30	86	22	72	42,350	29,899	4.04	41,650	29,405	4.23	40,600	28,664	4.48	39,550	27,922	4.78	38,150	26,934	5.14	35,350	24,957	5.66
32	90	16	61	34,650	34,650	3.75	33,600	33,600	3.93	32,550	32,550	4.15	31,150	31,150	4.45	29,750	29,750	4.78	28,000	28,000	5.22
32	90	18	64	37,100	37,100	3.86	36,050	36,050	4.04	35,000	35,000	4.30	33,950	33,950	4.59	32,550	32,550	4.85	30,450	30,450	5.33
32	90	20	68	39,900	36,149	3.93	39,200	35,515	4.15	38,150	34,564	4.41	36,750	33,296	4.67	35,350	32,027	5.00	32,550	29,490	5.48
32	90	22	72	42,350	33,287	4.04	41,650	32,737	4.23	40,600	31,912	4.48	39,550	31,086	4.78	38,150	29,986	5.14	35,350	27,785	5.66
34	93	16	61	34,650	34,650	3.75	33,600	33,600	3.93	32,550	32,550	4.15	31,150	31,150	4.45	29,750	29,750	4.78	28,000	28,000	5.22
34	93	18	64	37,100	37,100	3.86	36,050	36,050	4.04	35,000	35,000	4.30	33,950	33,950	4.59	32,550	32,550	4.85	30,450	30,450	5.33
34	93	20	68	39,900	39,341	3.93	39,200	38,651	4.15	38,150	37,616	4.41	36,750	36,236	4.67	35,350	34,855	5.00	32,550	32,094	5.48
34	93	22	72	42,350	36,675	4.04	41,650	36,069	4.23	40,600	35,160	4.48	39,550	34,250	4.78	38,150	33,038	5.14	35,350	30,613	5.66

PCA-A42KA/PUY-A42NHA3

CAPACITY(BTU/H) : 42,000 INPUT(kW) : 4.11 SHF : 0.69

Indoor intake air D.B.(°C)	Indoor intake air D.B.(°F)	Indoor intake air W.B.(°C)	Indoor intake air W.B.(°F)	Outdoor intake air °C/°F D.B.																	
				20/68			25/77			30/86			35/95			40/104			45/115		
				CA	SHC	P.C.	CA	SHC	P.C.	CA	SHC	P.C.	CA	SHC	P.C.	CA	SHC	P.C.	CA	SHC	P.C.
20	68	16	61	41,580	26,029	3.33	40,320	25,240	3.49	39,060	24,452	3.69	37,380	23,400	3.95	35,700	22,348	4.24	33,600	21,034	4.63
20	68	18	64	44,520	22,527	3.43	43,260	21,890	3.59	42,000	21,252	3.82	40,740	20,614	4.08	39,060	19,764	4.31	36,540	18,489	4.73
22	72	16	61	41,580	29,355	3.33	40,320	28,466	3.49	39,060	27,576	3.69	37,380	26,390	3.95	35,700	25,204	4.24	33,600	23,722	4.63
22	72	18	64	44,520	26,089	3.43	43,260	25,350	3.59	42,000	24,612	3.82	40,740	23,874	4.08	39,060	22,889	4.31	36,540	21,412	4.73
22	72	20	68	47,880	22,312	3.49	47,040	21,921	3.69	45,780	21,333	3.91	44,100	20,551	4.14	42,420	19,768	4.44	39,060	18,202	4.86
24	75	16	61	41,580	32,682	3.33	40,320	31,692	3.49	39,060	30,701	3.69	37,380	29,381	3.95	35,700	28,060	4.24	33,600	26,410	4.63
24	75	18	64	44,520	29,650	3.43	43,260	28,811	3.59	42,000	27,972	3.82	40,740	27,133	4.08	39,060	26,014	4.31	36,540	24,336	4.73
24	75	20	68	47,880	26,142	3.49	47,040	25,684	3.69	45,780	24,996	3.91	44,100	24,079	4.14	42,420	23,161	4.44	39,060	21,327	4.86
24	75	22	72	50,820	21,649	3.59	49,980	21,291	3.75	48,720	20,755	3.98	47,460	20,218	4.24	45,780	19,502	4.57	42,420	18,071	5.02
26	79	16	61	41,580	36,008	3.33	40,320	34,917	3.49	39,060	33,826	3.69	37,380	32,371	3.95	35,700	30,916	4.24	33,600	29,098	4.63
26	79	18	64	44,520	33,212	3.43	43,260	32,272	3.59	42,000	31,332	3.82	40,740	30,392	4.08	39,060	29,139	4.31	36,540	27,259	4.73
26	79	20	68	47,880	29,973	3.49	47,040	29,447	3.69	45,780	28,658	3.91	44,100	27,607	4.14	42,420	26,555	4.44	39,060	24,452	4.86
26	79	22	72	50,820	25,715	3.59	49,980	25,290	3.75	48,720	24,652	3.98	47,460	24,015	4.24	45,780	23,165	4.57	42,420	21,465	5.02
27	81	16	61	41,580	37,671	3.33	40,320	36,530	3.49	39,060	35,388	3.69	37,380	33,866	3.95	35,700	32,344	4.24	33,600	30,442	4.63
27	81	18	64	44,520	34,993	3.43	43,260	34,002	3.59	42,000	33,012	3.82	40,740	32,022	4.08	39,060	30,701	4.31	36,540	28,720	4.73
27	81	20	68	47,880	31,888	3.49	47,040	31,329	3.69	45,780	30,489	3.91	44,100	29,371	4.14	42,420	28,252	4.44	39,060	26,014	4.86
27	81	22	72	50,820	27,748	3.59	49,980	27,289	3.75	48,720	26,601	3.98	47,460	25,913	4.24	45,780	24,996	4.57	42,420	23,161	5.02
28	82	16	61	41,580	39,335	3.33	40,320	38,143	3.49	39,060	36,951	3.69	37,380	35,361	3.95	35,700	33,772	4.24	33,600	31,786	4.63
28	82	18	64	44,520	36,774	3.43	43,260	35,733	3.59	42,000	34,692	3.82	40,740	33,651	4.08	39,060	32,264	4.31	36,540	30,182	4.73
28	82	20	68	47,880	33,803	3.49	47,040	33,210	3.69	45,780	32,321	3.91	44,100	31,135	4.14	42,420	29,949	4.44	39,060	27,576	4.86
28	82	22	72	50,820	29,781	3.59	49,980	29,288	3.75	48,720	28,550	3.98	47,460	27,812	4.24	45,780	26,827	4.57	42,420	24,858	5.02
30	86	16	61	41,580	41,580	3.33	40,320	40,320	3.49	39,060	39,060	3.69	37,380	37,380	3.95	35,700	35,700	4.24	33,600	33,600	4.63
30	86	18	64	44,520	40,335	3.43	43,260	39,194	3.59	42,000	38,052	3.82	40,740	36,910	4.08	39,060	35,388	4.31	36,540	33,105	4.73
30	86	20	68	47,880	37,634	3.49	47,040	36,973	3.69	45,780	35,983	3.91	44,100	34,663	4.14	42,420	33,342	4.44	39,060	30,701	4.86
30	86	22	72	50,820	33,846	3.59	49,980	33,287	3.75	48,720	32,448	3.98	47,460	31,608	4.24	45,780	30,489	4.57	42,420	28,252	5.02
32	90	16	61	41,580	41,580	3.33	40,320	40,320	3.49	39,060	39,060	3.69	37,380	37,380	3.95	35,700	35,700	4.24	33,600	33,600	4.63
32	90	18	64	44,520	43,897	3.43	43,260	42,654	3.59	42,000	41,412	3.82	40,740	40,170	4.08	39,060	38,513	4.31	36,540	36,028	4.73
32	90	20	68	47,880	41,464	3.49	47,040	40,737	3.69	45,780	39,645	3.91	44,100	38,191	4.14	42,420	36,736	4.44	39,060	33,826	4.86
32	90	22	72	50,820	37,912	3.59	49,980	37,285	3.75	48,720	36,345	3.98	47,460	35,405	4.24	45,780	34,152	4.57	42,420	31,645	5.02
34	93	16	61	41,580	41,580	3.33	40,320	40,320	3.49	39,060	39,060	3.69	37,380	37,380	3.95	35,700	35,700	4.24	33,600	33,600	4.63
34	93	18	64	44,520	44,520	3.43	43,260	43,260	3.59	42,000	42,000	3.82	40,740	40,740	4.08	39,060	39,060	4.31	36,540	36,540	4.73
34	93	20	68	47,880	45,294	3.49	47,040	44,500	3.69	45,780	43,308	3.91	44,100	41,719	4.14	42,420	40,129	4.44	39,060	36,951	4.86
34	93	22	72	50,820	41,977	3.59	49,980	41,283	3.75	48,720	40,243	3.98	47,460	39,202	4.24	45,780	37,814	4.57	42,420	35,039	5.02

Note: CA : Capacity (Btu/h) SHC : Sensible heat capacity (Btu/h) P.C. : Power consumption (kW)
D.B. : Dry-bulb temperature W.B. : Wet-bulb temperature

PEA-A12AA/PUY-A12NHA3

CAPACITY(BTU/H) : 12,000 INPUT(kW) : 1.24 SHF : 0.77

Indoor intake air D.B.(°C)	Indoor intake air D.B.(°F)	Indoor intake air W.B.(°C)	Indoor intake air W.B.(°F)	Outdoor intake air °C/°F D.B.																	
				20/68			25/77			30/86			35/95			40/104			45/115		
				CA	SHC	P.C.	CA	SHC	P.C.	CA	SHC	P.C.	CA	SHC	P.C.	CA	SHC	P.C.	CA	SHC	P.C.
20	68	16	61	11,880	8,387	1.00	11,520	8,133	1.05	11,160	7,879	1.11	10,680	7,540	1.19	10,200	7,201	1.28	9,600	6,778	1.40
20	68	18	64	12,720	7,454	1.03	12,360	7,243	1.08	12,000	7,032	1.15	11,640	6,821	1.23	11,160	6,540	1.30	10,440	6,118	1.43
22	72	16	61	11,880	9,338	1.00	11,520	9,055	1.05	11,160	8,772	1.11	10,680	8,394	1.19	10,200	8,017	1.28	9,600	7,546	1.40
22	72	18	64	12,720	8,472	1.03	12,360	8,232	1.08	12,000	7,992	1.15	11,640	7,752	1.23	11,160	7,433	1.30	10,440	6,953	1.43
22	72	20	68	13,680	7,469	1.05	13,440	7,338	1.11	13,080	7,142	1.18	12,600	6,880	1.25	12,120	6,618	1.34	11,160	6,093	1.47
24	75	16	61	11,880	10,288	1.00	11,520	9,976	1.05	11,160	9,665	1.11	10,680	9,249	1.19	10,200	8,833	1.28	9,600	8,314	1.40
24	75	18	64	12,720	9,489	1.03	12,360	9,221	1.08	12,000	8,952	1.15	11,640	8,683	1.23	11,160	8,325	1.30	10,440	7,788	1.43
24	75	20	68	13,680	8,564	1.05	13,440	8,413	1.11	13,080	8,188	1.18	12,600	7,888	1.25	12,120	7,587	1.34	11,160	6,986	1.47
24	75	22	72	14,520	7,347	1.08	14,280	7,226	1.13	13,920	7,044	1.20	13,560	6,861	1.28	13,080	6,618	1.38	12,120	6,133	1.52
26	79	16	61	11,880	11,238	1.00	11,520	10,898	1.05	11,160	10,557	1.11	10,680	10,103	1.19	10,200	9,649	1.28	9,600	9,082	1.40
26	79	18	64	12,720	10,507	1.03	12,360	10,209	1.08	12,000	9,912	1.15	11,640	9,615	1.23	11,160	9,218	1.30	10,440	8,623	1.43
26	79	20	68	13,680	9,658	1.05	13,440	9,489	1.11	13,080	9,234	1.18	12,600	8,896	1.25	12,120	8,557	1.34	11,160	7,879	1.47
26	79	22	72	14,520	8,509	1.08	14,280	8,368	1.13	13,920	8,157	1.20	13,560	7,946	1.28	13,080	7,665	1.38	12,120	7,102	1.52
27	81	16	61	11,880	11,714	1.00	11,520	11,359	1.05	11,160	11,004	1.11	10,680	10,530	1.19	10,200	10,057	1.28	9,600	9,466	1.40
27	81	18	64	12,720	11,016	1.03	12,360	10,704	1.08	12,000	10,392	1.15	11,640	10,080	1.23	11,160	9,665	1.30	10,440	9,041	1.43
27	81	20	68	13,680	10,205	1.05	13,440	10,026	1.11	13,080	9,758	1.18	12,600	9,400	1.25	12,120	9,042	1.34	11,160	8,325	1.47
27	81	22	72	14,520	9,090	1.08	14,280	8,939	1.13	13,920	8,714	1.20	13,560	8,489	1.28	13,080	8,188	1.38	12,120	7,587	1.52
28	82	16	61	11,880	11,880	1.00	11,520	11,520	1.05	11,160	11,160	1.11	10,680	10,680	1.19	10,200	10,200	1.28	9,600	9,600	1.40
28	82	18	64	12,720	11,524	1.03	12,360	11,198	1.08	12,000	10,872	1.15	11,640	10,546	1.23	11,160	10,111	1.30	10,440	9,459	1.43
28	82	20	68	13,680	10,752	1.05	13,440	10,564	1.11	13,080	10,281	1.18	12,600	9,904	1.25	12,120	9,526	1.34	11,160	8,772	1.47
28	82	22	72	14,520	9,670	1.08	14,280	9,510	1.13	13,920	9,271	1.20	13,560	9,031	1.28	13,080	8,711	1.38	12,120	8,072	1.52
30	86	16	61	11,880	11,880	1.00	11,520	11,520	1.05	11,160	11,160	1.11	10,680	10,680	1.19	10,200	10,200	1.28	9,600	9,600	1.40
30	86	18	64	12,720	12,542	1.03	12,360	12,187	1.08	12,000	11,832	1.15	11,640	11,477	1.23	11,160	11,004	1.30	10,440	10,294	1.43
30	86	20	68	13,680	11,847	1.05	13,440	11,639	1.11	13,080	11,327	1.18	12,600	10,912	1.25	12,120	10,496	1.34	11,160	9,665	1.47
30	86	22	72	14,520	10,832	1.08	14,280	10,653	1.13	13,920	10,384	1.20	13,560	10,116	1.28	13,080	9,758	1.38	12,120	9,042	1.52
32	90	16	61	11,880	11,880	1.00	11,520	11,520	1.05	11,160	11,160	1.11	10,680	10,680	1.19	10,200	10,200	1.28	9,600	9,600	1.40
32	90	18	64	12,720	12,720	1.03	12,360	12,360	1.08	12,000	12,000	1.15	11,640	11,640	1.23	11,160	11,160	1.30	10,440	10,440	1.43
32	90	20	68	13,680	12,941	1.05	13,440	12,714	1.11	13,080	12,374	1.18	12,600	11,920	1.25	12,120	11,466	1.34	11,160	10,557	1.47
32	90	22	72	14,520	11,994	1.08	14,280	11,795	1.13	13,920	11,498	1.20	13,560	11,201	1.28	13,080	10,804	1.38	12,120	10,011	1.52
34	93	16	61	11,880	11,880	1.00	11,520	11,520	1.05	11,160	11,160	1.11	10,680	10,680	1.19	10,200	10,200	1.28	9,600	9,600	1.40
34	93	18	64	12,720	12,720	1.03	12,360	12,360	1.08	12,000	12,000	1.15	11,640	11,640	1.23	11,160	11,160	1.30	10,440	10,440	1.43
34	93	20	68	13,680	13,680	1.05	13,440	13,440	1.11	13,080	13,080	1.18	12,600	12,600	1.25	12,120	12,120	1.34	11,160	11,160	1.47
34	93	22	72	14,520	13,155	1.08	14,280	12,938	1.13	13,920	12,612	1.20	13,560	12,285	1.28	13,080	11,850	1.38	12,120	10,981	1.52

PEA-A18AA/PUY-A18NHA3

CAPACITY(BTU/H) : 18,000 INPUT(kW) : 2.15 SHF : 0.80

Indoor intake air D.B.(°C)	Indoor intake air D.B.(°F)	Indoor intake air W.B.(°C)	Indoor intake air W.B.(°F)	Outdoor intake air °C/°F D.B.																	
				20/68			25/77			30/86			35/95			40/104			45/115		
				CA	SHC	P.C.	CA	SHC	P.C.	CA	SHC	P.C.	CA	SHC	P.C.	CA	SHC	P.C.	CA	SHC	P.C.
20	68	16	61	17,820	13,294	1.57	17,280	12,891	1.65	16,740	12,488	1.74	16,020	11,951	1.86	15,300	11,414	2.00	14,400	10,742	2.19
20	68	18	64	19,080	11,944	1.62	18,540	11,606	1.69	18,000	11,268	1.80	17,460	10,930	1.92	16,740	10,479	2.03	15,660	9,803	2.23
22	72	16	61	17,820	14,719	1.57	17,280	14,273	1.65	16,740	13,827	1.74	16,020	13,233	1.86	15,300	12,638	2.00	14,400	11,894	2.19
22	72	18	64	19,080	13,470	1.62	18,540	13,089	1.69	18,000	12,708	1.80	17,460	12,327	1.92	16,740	11,818	2.03	15,660	11,056	2.23
22	72	20	68	20,520	12,025	1.65	20,160	11,814	1.74	19,620	11,497	1.85	18,900	11,075	1.96	18,180	10,653	2.09	16,740	9,810	2.29
24	75	16	61	17,820	16,145	1.57	17,280	15,656	1.65	16,740	15,166	1.74	16,020	14,514	1.86	15,300	13,862	2.00	14,400	13,046	2.19
24	75	18	64	19,080	14,997	1.62	18,540	14,572	1.69	18,000	14,148	1.80	17,460	13,724	1.92	16,740	13,158	2.03	15,660	12,309	2.23
24	75	20	68	20,520	13,666	1.65	20,160	13,427	1.74	19,620	13,067	1.85	18,900	12,587	1.96	18,180	12,108	2.09	16,740	11,149	2.29
24	75	22	72	21,780	11,892	1.69	21,420	11,695	1.77	20,880	11,400	1.88	20,340	11,106	2.00	19,620	10,713	2.16	18,180	9,926	2.37
26	79	16	61	17,820	17,571	1.57	17,280	17,038	1.65	16,740	16,506	1.74	16,020	15,796	1.86	15,300	15,086	2.00	14,400	14,198	2.19
26	79	18	64	19,080	16,523	1.62	18,540	16,056	1.69	18,000	15,588	1.80	17,460	15,120	1.92	16,740	14,497	2.03	15,660	13,562	2.23
26	79	20	68	20,520	15,308	1.65	20,160	15,039	1.74	19,620	14,637	1.85	18,900	14,099	1.96	18,180	13,562	2.09	16,740	12,488	2.29
26	79	22	72	21,780	13,634	1.69	21,420	13,409	1.77	20,880	13,071	1.88	20,340	12,733	2.00	19,620	12,282	2.16	18,180	11,381	2.37
27	81	16	61	17,820	17,820	1.57	17,280	17,280	1.65	16,740	16,740	1.74	16,020	16,020	1.86	15,300	15,300	2.00	14,400	14,400	2.19
27	81	18	64	19,080	17,286	1.62	18,540	16,797	1.69	18,000	16,308	1.80	17,460	15,819	1.92	16,740	15,166	2.03	15,660	14,188	2.23
27	81	20	68	20,520	16,129	1.65	20,160	15,846	1.74	19,620	15,421	1.85	18,900	14,855	1.96	18,180	14,289	2.09	16,740	13,158	2.29
27	81	22	72	21,780	14,505	1.69	21,420	14,266	1.77	20,880	13,906	1.88	20,340	13,546	2.00	19,620	13,067	2.16	18,180	12,108	2.37
28	82	16	61	17,820	17,820	1.57	17,280	17,280	1.65	16,740	16,740	1.74	16,020	16,020	1.86	15,300	15,300	2.00	14,400	14,400	2.19
28	82	18	64	19,080	18,050	1.62	18,540	17,539	1.69	18,000	17,028	1.80	17,460	16,517	1.92	16,740	15,836	2.03	15,660	14,814	2.23
28	82	20	68	20,520	16,950	1.65	20,160	16,652	1.74	19,620	16,206	1.85	18,900	15,611	1.96	18,180	15,017	2.09	16,740	13,827	2.29
28	82	22	72	21,780	15,377	1.69	21,420	15,123	1.77	20,880	14,741	1.88	20,340	14,360	2.00	19,620	13,852	2.16	18,180	12,835	2.37
30	86	16	61	17,820	17,820	1.57	17,280	17,280	1.65	16,740	16,740	1.74	16,020	16,020	1.86	15,300	15,300	2.00	14,400	14,400	2.19
30	86	18	64	19,080	19,080	1.62	18,540	18,540	1.69	18,000	18,000	1.80	17,460	17,460	1.92	16,740	16,740	2.03	15,660	15,660	2.23
30	86	20	68	20,520	18,591	1.65	20,160	18,265	1.74	19,620	17,776	1.85	18,900	17,123	1.96	18,180	16,471	2.09	16,740	15,166	2.29
30	86	22	72	21,780	17,119	1.69	21,420	16,836	1.77	20,880	16,412	1.88	20,340	15,987	2.00	19,620	15,421	2.16	18,180	14,289	2.37
32	90	16	61	17,820	17,820	1.57	17,280	17,280	1.65	16,740	16,740	1.74	16,020	16,020	1.86	15,300	15,300	2.00	14,400	14,400	2.19
32	90	18	64	19,080	19,080	1.62	18,540	18,540	1.69	18,000	18,000	1.80	17,460	17,460	1.92	16,740	16,740	2.03	15,660	15,660	2.23
32	90	20	68	20,520	20,233	1.65	20,160	19,878	1.74	19,620	19,345	1.85	18,900	18,635	1.96	18,180	17,925	2.09	16,740	16,506	2.29
32	90	22	72	21,780	18,861	1.69	21,420	18,550	1.77	20,880	18,082	1.88	20,340	17,614	2.00	19,620	16,991	2.16	18,180	15,744	2.37
34	93	16	61	17,820	17,820	1.57	17,280	17,280	1.65	16,740	16,740	1.74	16,020	16,020	1.86	15,300	15,300	2.00	14,400	14,400	2.19
34	93	18	64	19,080	19,080	1.62	18,540	18,540	1.69	18,000	18,000	1.80	17,460	17,460	1.92	16,740	16,740	2.03	15,660	15,660	2.23
34	93	20	68	20,520	20,520	1.65	20,160	20,160	1.74	19,620	19,620	1.85	18,900	18,900	1.96	18,180	18,180	2.09	16,740	16,740	2.29
34	93	22	72	21,780	20,604	1.69	21,420	20,263	1.77	20,880	19,752	1.88	20,340	19,242	2.00	19,620	18,561	2.16	18,180	17,198	2.37

Note: CA : Capacity (Btu/h) SHC : Sensible heat capacity (Btu/h) P.C. : Power consumption (kW)
D.B. : Dry-bulb temperature W.B. : Wet-bulb temperature

PEAD-A24AA/PUY-A24NHA3

CAPACITY(BTU/H) : 24,000 INPUT(kW) : 2.40 SHF : 0.68

Indoor intake air D.B.(°C)	Indoor intake air D.B.(°F)	Indoor intake air W.B.(°C)	Indoor intake air W.B.(°F)	Outdoor intake air °C/°F D.B.																	
				20/68			25/77			30/86			35/95			40/104			45/115		
				CA	SHC	P.C.	CA	SHC	P.C.	CA	SHC	P.C.	CA	SHC	P.C.	CA	SHC	P.C.	CA	SHC	P.C.
20	68	16	61	23,760	14,636	1.94	23,040	14,193	2.04	22,320	13,749	2.15	21,360	13,158	2.30	20,400	12,566	2.48	19,200	11,827	2.70
20	68	18	64	25,440	12,618	2.00	24,720	12,261	2.10	24,000	11,904	2.23	23,280	11,547	2.38	22,320	11,071	2.51	20,880	10,356	2.76
22	72	16	61	23,760	16,537	1.94	23,040	16,036	2.04	22,320	15,535	2.15	21,360	14,867	2.30	20,400	14,198	2.48	19,200	13,363	2.70
22	72	18	64	25,440	14,653	2.00	24,720	14,239	2.10	24,000	13,824	2.23	23,280	13,409	2.38	22,320	12,856	2.51	20,880	12,027	2.76
22	72	20	68	27,360	12,476	2.04	26,880	12,257	2.15	26,160	11,929	2.29	25,200	11,491	2.42	24,240	11,053	2.59	22,320	10,178	2.84
24	75	16	61	23,760	18,438	1.94	23,040	17,879	2.04	22,320	17,320	2.15	21,360	16,575	2.30	20,400	15,830	2.48	19,200	14,899	2.70
24	75	18	64	25,440	16,689	2.00	24,720	16,216	2.10	24,000	15,744	2.23	23,280	15,272	2.38	22,320	14,642	2.51	20,880	13,697	2.76
24	75	20	68	27,360	14,665	2.04	26,880	14,408	2.15	26,160	14,022	2.29	25,200	13,507	2.42	24,240	12,993	2.59	22,320	11,964	2.84
24	75	22	72	29,040	12,081	2.10	28,560	11,881	2.19	27,840	11,581	2.32	27,120	11,282	2.48	26,160	10,883	2.67	24,240	10,084	2.93
26	79	16	61	23,760	20,339	1.94	23,040	19,722	2.04	22,320	19,106	2.15	21,360	18,284	2.30	20,400	17,462	2.48	19,200	16,435	2.70
26	79	18	64	25,440	18,724	2.00	24,720	18,194	2.10	24,000	17,664	2.23	23,280	17,134	2.38	22,320	16,428	2.51	20,880	15,368	2.76
26	79	20	68	27,360	16,854	2.04	26,880	16,558	2.15	26,160	16,115	2.29	25,200	15,523	2.42	24,240	14,932	2.59	22,320	13,749	2.84
26	79	22	72	29,040	14,404	2.10	28,560	14,166	2.19	27,840	13,809	2.32	27,120	13,452	2.48	26,160	12,975	2.67	24,240	12,023	2.93
27	81	16	61	23,760	21,289	1.94	23,040	20,644	2.04	22,320	19,999	2.15	21,360	19,139	2.30	20,400	18,278	2.48	19,200	17,203	2.70
27	81	18	64	25,440	19,741	2.00	24,720	19,183	2.10	24,000	18,624	2.23	23,280	18,065	2.38	22,320	17,320	2.51	20,880	16,203	2.76
27	81	20	68	27,360	17,948	2.04	26,880	17,633	2.15	26,160	17,161	2.29	25,200	16,531	2.42	24,240	15,901	2.59	22,320	14,642	2.84
27	81	22	72	29,040	15,565	2.10	28,560	15,308	2.19	27,840	14,922	2.32	27,120	14,536	2.48	26,160	14,022	2.67	24,240	12,993	2.93
28	82	16	61	23,760	22,239	1.94	23,040	21,565	2.04	22,320	20,892	2.15	21,360	19,993	2.30	20,400	19,094	2.48	19,200	17,971	2.70
28	82	18	64	25,440	20,759	2.00	24,720	20,172	2.10	24,000	19,584	2.23	23,280	18,996	2.38	22,320	18,213	2.51	20,880	17,038	2.76
28	82	20	68	27,360	19,043	2.04	26,880	18,708	2.15	26,160	18,207	2.29	25,200	17,539	2.42	24,240	16,871	2.59	22,320	15,535	2.84
28	82	22	72	29,040	16,727	2.10	28,560	16,451	2.19	27,840	16,036	2.32	27,120	15,621	2.48	26,160	15,068	2.67	24,240	13,962	2.93
30	86	16	61	23,760	23,760	1.94	23,040	23,040	2.04	22,320	22,320	2.15	21,360	21,360	2.30	20,400	20,400	2.48	19,200	19,200	2.70
30	86	18	64	25,440	22,794	2.00	24,720	22,149	2.10	24,000	21,504	2.23	23,280	20,859	2.38	22,320	19,999	2.51	20,880	18,708	2.76
30	86	20	68	27,360	21,231	2.04	26,880	20,859	2.15	26,160	20,300	2.29	25,200	19,555	2.42	24,240	18,810	2.59	22,320	17,320	2.84
30	86	22	72	29,040	19,050	2.10	28,560	18,735	2.19	27,840	18,263	2.32	27,120	17,791	2.48	26,160	17,161	2.67	24,240	15,901	2.93
32	90	16	61	23,760	23,760	1.94	23,040	23,040	2.04	22,320	22,320	2.15	21,360	21,360	2.30	20,400	20,400	2.48	19,200	19,200	2.70
32	90	18	64	25,440	24,829	2.00	24,720	24,127	2.10	24,000	23,424	2.23	23,280	22,721	2.38	22,320	21,784	2.51	20,880	20,379	2.76
32	90	20	68	27,360	23,420	2.04	26,880	23,009	2.15	26,160	22,393	2.29	25,200	21,571	2.42	24,240	20,749	2.59	22,320	19,106	2.84
32	90	22	72	29,040	21,373	2.10	28,560	21,020	2.19	27,840	20,490	2.32	27,120	19,960	2.48	26,160	19,254	2.67	24,240	17,841	2.93
34	93	16	61	23,760	23,760	1.94	23,040	23,040	2.04	22,320	22,320	2.15	21,360	21,360	2.30	20,400	20,400	2.48	19,200	19,200	2.70
34	93	18	64	25,440	25,440	2.00	24,720	24,720	2.10	24,000	24,000	2.23	23,280	23,280	2.38	22,320	22,320	2.51	20,880	20,880	2.76
34	93	20	68	27,360	25,609	2.04	26,880	25,160	2.15	26,160	24,486	2.29	25,200	23,587	2.42	24,240	22,689	2.59	22,320	20,892	2.84
34	93	22	72	29,040	23,697	2.10	28,560	23,305	2.19	27,840	22,717	2.32	27,120	22,130	2.48	26,160	21,347	2.67	24,240	19,780	2.93

PEAD-A30AA/PUY-A30NHA3

CAPACITY(BTU/H) : 30,000 INPUT(kW) : 3.85 SHF : 0.68

Indoor intake air D.B.(°C)	Indoor intake air D.B.(°F)	Indoor intake air W.B.(°C)	Indoor intake air W.B.(°F)	Outdoor intake air °C/°F D.B.																	
				20/68			25/77			30/86			35/95			40/104			45/115		
				CA	SHC	P.C.	CA	SHC	P.C.	CA	SHC	P.C.	CA	SHC	P.C.	CA	SHC	P.C.	CA	SHC	P.C.
20	68	16	61	29,700	18,295	3.12	28,800	17,741	3.27	27,900	17,186	3.45	26,700	16,447	3.70	25,500	15,708	3.97	24,000	14,784	4.34
20	68	18	64	31,800	15,773	3.21	30,900	15,326	3.36	30,000	14,880	3.58	29,100	14,434	3.82	27,900	13,838	4.03	26,100	12,946	4.43
22	72	16	61	29,700	20,671	3.12	28,800	20,045	3.27	27,900	19,418	3.45	26,700	18,583	3.70	25,500	17,748	3.97	24,000	16,704	4.34
22	72	18	64	31,800	18,317	3.21	30,900	17,798	3.36	30,000	17,280	3.58	29,100	16,762	3.82	27,900	16,070	4.03	26,100	15,034	4.43
22	72	20	68	34,200	15,595	3.27	33,600	15,322	3.45	32,700	14,911	3.67	31,500	14,364	3.88	30,300	13,817	4.16	27,900	12,722	4.55
24	75	16	61	29,700	23,047	3.12	28,800	22,349	3.27	27,900	21,650	3.45	26,700	20,719	3.70	25,500	19,788	3.97	24,000	18,624	4.34
24	75	18	64	31,800	20,861	3.21	30,900	20,270	3.36	30,000	19,680	3.58	29,100	19,090	3.82	27,900	18,302	4.03	26,100	17,122	4.43
24	75	20	68	34,200	18,331	3.27	33,600	18,010	3.45	32,700	17,527	3.67	31,500	16,884	3.88	30,300	16,241	4.16	27,900	14,954	4.55
24	75	22	72	36,300	15,101	3.36	35,700	14,851	3.51	34,800	14,477	3.73	33,900	14,102	3.97	32,700	13,603	4.28	30,300	12,605	4.71
26	79	16	61	29,700	25,423	3.12	28,800	24,653	3.27	27,900	23,882	3.45	26,700	22,855	3.70	25,500	21,828	3.97	24,000	20,544	4.34
26	79	18	64	31,800	23,405	3.21	30,900	22,742	3.36	30,000	22,080	3.58	29,100	21,418	3.82	27,900	20,534	4.03	26,100	19,210	4.43
26	79	20	68	34,200	21,067	3.27	33,600	20,698	3.45	32,700	20,143	3.67	31,500	19,404	3.88	30,300	18,665	4.16	27,900	17,186	4.55
26	79	22	72	36,300	18,005	3.36	35,700	17,707	3.51	34,800	17,261	3.73	33,900	16,814	3.97	32,700	16,219	4.28	30,300	15,029	4.71
27	81	16	61	29,700	26,611	3.12	28,800	25,805	3.27	27,900	24,998	3.45	26,700	23,923	3.70	25,500	22,848	3.97	24,000	21,504	4.34
27	81	18	64	31,800	24,677	3.21	30,900	23,978	3.36	30,000	23,280	3.58	29,100	22,582	3.82	27,900	21,650	4.03	26,100	20,254	4.43
27	81	20	68	34,200	22,435	3.27	33,600	22,042	3.45	32,700	21,451	3.67	31,500	20,664	3.88	30,300	19,877	4.16	27,900	18,302	4.55
27	81	22	72	36,300	19,457	3.36	35,700	19,135	3.51	34,800	18,653	3.73	33,900	18,170	3.97	32,700	17,527	4.28	30,300	16,241	4.71
28	82	16	61	29,700	27,799	3.12	28,800	26,957	3.27	27,900	26,114	3.45	26,700	24,991	3.70	25,500	23,868	3.97	24,000	22,464	4.34
28	82	18	64	31,800	25,949	3.21	30,900	25,214	3.36	30,000	24,480	3.58	29,100	23,746	3.82	27,900	22,766	4.03	26,100	21,298	4.43
28	82	20	68	34,200	23,803	3.27	33,600	23,386	3.45	32,700	22,759	3.67	31,500	21,924	3.88	30,300	21,089	4.16	27,900	19,418	4.55
28	82	22	72	36,300	20,909	3.36	35,700	20,563	3.51	34,800	20,045	3.73	33,900	19,526	3.97	32,700	18,835	4.28	30,300	17,453	4.71
30	86	16	61	29,700	29,700	3.12	28,800	28,800	3.27	27,900	27,900	3.45	26,700	26,700	3.70	25,500	25,500	3.97	24,000	24,000	4.34
30	86	18	64	31,800	28,493	3.21	30,900	27,686	3.36	30,000	26,880	3.58	29,100	26,074	3.82	27,900	24,998	4.03	26,100	23,386	4.43
30	86	20	68	34,200	26,539	3.27	33,600	26,074	3.45	32,700	25,375	3.67	31,500	24,444	3.88	30,300	23,513	4.16	27,900	21,650	4.55
30	86	22	72	36,300	23,813	3.36	35,700	23,419	3.51	34,800	22,829	3.73	33,900	22,238	3.97	32,700	21,451	4.28	30,300	19,877	4.71
32	90	16	61	29,700	29,700	3.12	28,800	28,800	3.27	27,900	27,900	3.45	26,700	26,700	3.70	25,500	25,500	3.97	24,000	24,000	4.34
32	90	18	64	31,800	31,037	3.21	30,900	30,158	3.36	30,000	29,280	3.58	29,100	28,402	3.82	27,900	27,230	4.03	26,100	25,474	4.43
32	90	20	68	34,200	29,275	3.27	33,600	28,762	3.45	32,700	27,991	3.67	31,500	26,964	3.88	30,300	25,937	4.16	27,900	23,882	4.55
32	90	22	72	36,300	26,717	3.36	35,700	26,275	3.51	34,800	25,613	3.73	33,900	24,950	3.97	32,700	24,067	4.28	30,300	22,301	4.71
34	93	16	61	29,700	29,700	3.12	28,800	28,800	3.27	27,900	27,900	3.45	26,700	26,700	3.70	25,500	25,500	3.97	24,000	24,000	4.34
34	93	18	64	31,800	31,800	3.21	30,900	30,900	3.36	30,000	30,000	3.58	29,100	29,100	3.82	27,900	27,900	4.03	26,100	26,100	4.43
34	93	20	68	34,200	32,011	3.27	33,600	31,450	3.45	32,700	30,607	3.67	31,500	29,484	3.88	30,300	28,361	4.16	27,900	26,114	4.55
34	93	22	72	36,300	29,621	3.36	35,700	29,131	3.51	34,800	28,397	3.73	33,900	27,662	3.97	32,700	26,683	4.28	30,300	24,725	4.71

Note: CA : Capacity (Btu/h) SHC : Sensible heat capacity (Btu/h) P.C. : Power consumption (kW)
D.B. : Dry-bulb temperature W.B. : Wet-bulb temperature

PEAD-A36AA/PUY-A36NHA3

CAPACITY(BTU/H) : 35,000 INPUT(kW) : 4.85 SHF : 0.75

Indoor intake air D.B.(°C)	Indoor intake air D.B.(°F)	Indoor intake air W.B.(°C)	Indoor intake air W.B.(°F)	Outdoor intake air °C/°F D.B.																	
				20/68			25/77			30/86			35/95			40/104			45/115		
				CA	SHC	P.C.	CA	SHC	P.C.	CA	SHC	P.C.	CA	SHC	P.C.	CA	SHC	P.C.	CA	SHC	P.C.
20	68	16	61	34,650	23,770	3.93	33,600	23,050	4.12	32,550	22,329	4.35	31,150	21,369	4.66	29,750	20,409	5.00	28,000	19,208	5.47
20	68	18	64	37,100	20,999	4.04	36,050	20,404	4.23	35,000	19,810	4.50	33,950	19,216	4.81	32,550	18,423	5.08	30,450	17,235	5.58
22	72	16	61	34,650	26,542	3.93	33,600	25,738	4.12	32,550	24,933	4.35	31,150	23,861	4.66	29,750	22,789	5.00	28,000	21,448	5.47
22	72	18	64	37,100	23,967	4.04	36,050	23,288	4.23	35,000	22,610	4.50	33,950	21,932	4.81	32,550	21,027	5.08	30,450	19,671	5.58
22	72	20	68	39,900	20,987	4.12	39,200	20,619	4.35	38,150	20,067	4.62	36,750	19,331	4.89	35,350	18,594	5.23	32,550	17,121	5.74
24	75	16	61	34,650	29,314	3.93	33,600	28,426	4.12	32,550	27,537	4.35	31,150	26,353	4.66	29,750	25,169	5.00	28,000	23,688	5.47
24	75	18	64	37,100	26,935	4.04	36,050	26,172	4.23	35,000	25,410	4.50	33,950	24,648	4.81	32,550	23,631	5.08	30,450	22,107	5.58
24	75	20	68	39,900	24,179	4.12	39,200	23,755	4.35	38,150	23,119	4.62	36,750	22,271	4.89	35,350	21,422	5.23	32,550	19,725	5.74
24	75	22	72	42,350	20,582	4.23	41,650	20,242	4.43	40,600	19,732	4.70	39,550	19,221	5.00	38,150	18,541	5.39	35,350	17,180	5.93
26	79	16	61	34,650	32,086	3.93	33,600	31,114	4.12	32,550	30,141	4.35	31,150	28,845	4.66	29,750	27,549	5.00	28,000	25,928	5.47
26	79	18	64	37,100	29,903	4.04	36,050	29,056	4.23	35,000	28,210	4.50	33,950	27,364	4.81	32,550	26,235	5.08	30,450	24,543	5.58
26	79	20	68	39,900	27,371	4.12	39,200	26,891	4.35	38,150	26,171	4.62	36,750	25,211	4.89	35,350	24,250	5.23	32,550	22,329	5.74
26	79	22	72	42,350	23,970	4.23	41,650	23,574	4.43	40,600	22,980	4.70	39,550	22,385	5.00	38,150	21,593	5.39	35,350	20,008	5.93
27	81	16	61	34,650	33,472	3.93	33,600	32,458	4.12	32,550	31,443	4.35	31,150	30,091	4.66	29,750	28,739	5.00	28,000	27,048	5.47
27	81	18	64	37,100	31,387	4.04	36,050	30,498	4.23	35,000	29,610	4.50	33,950	28,722	4.81	32,550	27,537	5.08	30,450	25,761	5.58
27	81	20	68	39,900	28,967	4.12	39,200	28,459	4.35	38,150	27,697	4.62	36,750	26,681	4.89	35,350	25,664	5.23	32,550	23,631	5.74
27	81	22	72	42,350	25,664	4.23	41,650	25,240	4.43	40,600	24,604	4.70	39,550	23,967	5.00	38,150	23,119	5.39	35,350	21,422	5.93
28	82	16	61	34,650	34,650	3.93	33,600	33,600	4.12	32,550	32,550	4.35	31,150	31,150	4.66	29,750	29,750	5.00	28,000	28,000	5.47
28	82	18	64	37,100	32,871	4.04	36,050	31,940	4.23	35,000	31,010	4.50	33,950	30,080	4.81	32,550	28,839	5.08	30,450	26,979	5.58
28	82	20	68	39,900	30,563	4.12	39,200	30,027	4.35	38,150	29,223	4.62	36,750	28,151	4.89	35,350	27,078	5.23	32,550	24,933	5.74
28	82	22	72	42,350	27,358	4.23	41,650	26,906	4.43	40,600	26,228	4.70	39,550	25,549	5.00	38,150	24,645	5.39	35,350	22,836	5.93
30	86	16	61	34,650	34,650	3.93	33,600	33,600	4.12	32,550	32,550	4.35	31,150	31,150	4.66	29,750	29,750	5.00	28,000	28,000	5.47
30	86	18	64	37,100	35,839	4.04	36,050	34,824	4.23	35,000	33,810	4.50	33,950	32,796	4.81	32,550	31,443	5.08	30,450	29,415	5.58
30	86	20	68	39,900	33,755	4.12	39,200	33,163	4.35	38,150	32,275	4.62	36,750	31,091	4.89	35,350	29,906	5.23	32,550	27,537	5.74
30	86	22	72	42,350	30,746	4.23	41,650	30,238	4.43	40,600	29,476	4.70	39,550	28,713	5.00	38,150	27,697	5.39	35,350	25,664	5.93
32	90	16	61	34,650	34,650	3.93	33,600	33,600	4.12	32,550	32,550	4.35	31,150	31,150	4.66	29,750	29,750	5.00	28,000	28,000	5.47
32	90	18	64	37,100	37,100	4.04	36,050	36,050	4.23	35,000	35,000	4.50	33,950	33,950	4.81	32,550	32,550	5.08	30,450	30,450	5.58
32	90	20	68	39,900	36,947	4.12	39,200	36,299	4.35	38,150	35,327	4.62	36,750	34,031	4.89	35,350	32,734	5.23	32,550	30,141	5.74
32	90	22	72	42,350	34,134	4.23	41,650	33,570	4.43	40,600	32,724	4.70	39,550	31,877	5.00	38,150	30,749	5.39	35,350	28,492	5.93
34	93	16	61	34,650	34,650	3.93	33,600	33,600	4.12	32,550	32,550	4.35	31,150	31,150	4.66	29,750	29,750	5.00	28,000	28,000	5.47
34	93	18	64	37,100	37,100	4.04	36,050	36,050	4.23	35,000	35,000	4.50	33,950	33,950	4.81	32,550	32,550	5.08	30,450	30,450	5.58
34	93	20	68	39,900	39,900	4.12	39,200	39,200	4.35	38,150	38,150	4.62	36,750	36,750	4.89	35,350	35,350	5.23	32,550	32,550	5.74
34	93	22	72	42,350	37,522	4.23	41,650	36,902	4.43	40,600	35,972	4.70	39,550	35,041	5.00	38,150	33,801	5.39	35,350	31,320	5.93

PEAD-A42AA/PUY-A42NHA3

CAPACITY(BTU/H) : 42,000 INPUT(kW) : 5.35 SHF : 0.76

Indoor intake air D.B.(°C)	Indoor intake air D.B.(°F)	Indoor intake air W.B.(°C)	Indoor intake air W.B.(°F)	Outdoor intake air °C/°F D.B.																	
				20/68			25/77			30/86			35/95			40/104			45/115		
				CA	SHC	P.C.	CA	SHC	P.C.	CA	SHC	P.C.	CA	SHC	P.C.	CA	SHC	P.C.	CA	SHC	P.C.
20	68	16	61	41,580	28,940	4.33	40,320	28,063	4.54	39,060	27,186	4.80	37,380	26,016	5.14	35,700	24,847	5.52	33,600	23,386	6.03
20	68	18	64	44,520	25,644	4.46	43,260	24,918	4.67	42,000	24,192	4.97	40,740	23,466	5.31	39,060	22,499	5.60	36,540	21,047	6.16
22	72	16	61	41,580	32,266	4.33	40,320	31,288	4.54	39,060	30,311	4.80	37,380	29,007	5.14	35,700	27,703	5.52	33,600	26,074	6.03
22	72	18	64	44,520	29,205	4.46	43,260	28,379	4.67	42,000	27,552	4.97	40,740	26,725	5.31	39,060	25,623	5.60	36,540	23,970	6.16
22	72	20	68	47,880	25,664	4.54	47,040	25,213	4.80	45,780	24,538	5.10	44,100	23,638	5.39	42,420	22,737	5.77	39,060	20,936	6.33
24	75	16	61	41,580	35,592	4.33	40,320	34,514	4.54	39,060	33,435	4.80	37,380	31,997	5.14	35,700	30,559	5.52	33,600	28,762	6.03
24	75	18	64	44,520	32,767	4.46	43,260	31,839	4.67	42,000	30,912	4.97	40,740	29,985	5.31	39,060	28,748	5.60	36,540	26,893	6.16
24	75	20	68	47,880	29,494	4.54	47,040	28,977	4.80	45,780	28,200	5.10	44,100	27,166	5.39	42,420	26,131	5.77	39,060	24,061	6.33
24	75	22	72	50,820	25,207	4.67	49,980	24,790	4.88	48,720	24,165	5.18	47,460	23,540	5.52	45,780	22,707	5.94	42,420	21,040	6.54
26	79	16	61	41,580	38,919	4.33	40,320	37,740	4.54	39,060	36,560	4.80	37,380	34,988	5.14	35,700	33,415	5.52	33,600	31,450	6.03
26	79	18	64	44,520	36,328	4.46	43,260	35,300	4.67	42,000	34,272	4.97	40,740	33,244	5.31	39,060	31,873	5.60	36,540	29,817	6.16
26	79	20	68	47,880	33,324	4.54	47,040	32,740	4.80	45,780	31,863	5.10	44,100	30,694	5.39	42,420	29,524	5.77	39,060	27,186	6.33
26	79	22	72	50,820	29,272	4.67	49,980	28,788	4.88	48,720	28,063	5.18	47,460	27,337	5.52	45,780	26,369	5.94	42,420	24,434	6.54
27	81	16	61	41,580	40,582	4.33	40,320	39,352	4.54	39,060	38,123	4.80	37,380	36,483	5.14	35,700	34,843	5.52	33,600	32,794	6.03
27	81	18	64	44,520	38,109	4.46	43,260	37,031	4.67	42,000	35,952	4.97	40,740	34,873	5.31	39,060	33,435	5.60	36,540	31,278	6.16
27	81	20	68	47,880	35,240	4.54	47,040	34,621	4.80	45,780	33,694	5.10	44,100	32,458	5.39	42,420	31,221	5.77	39,060	28,748	6.33
27	81	22	72	50,820	31,305	4.67	49,980	30,788	4.88	48,720	30,012	5.18	47,460	29,235	5.52	45,780	28,200	5.94	42,420	26,131	6.54
28	82	16	61	41,580	41,580	4.33	40,320	40,320	4.54	39,060	39,060	4.80	37,380	37,380	5.14	35,700	35,700	5.52	33,600	33,600	6.03
28	82	18	64	44,520	39,890	4.46	43,260	38,761	4.67	42,000	37,632	4.97	40,740	36,503	5.31	39,060	34,998	5.60	36,540	32,740	6.16
28	82	20	68	47,880	37,155	4.54	47,040	36,503	4.80	45,780	35,525	5.10	44,100	34,222	5.39	42,420	32,918	5.77	39,060	30,311	6.33
28	82	22	72	50,820	33,338	4.67	49,980	32,787	4.88	48,720	31,960	5.18	47,460	31,134	5.52	45,780	30,032	5.94	42,420	27,828	6.54
30	86	16	61	41,580	41,580	4.33	40,320	40,320	4.54	39,060	39,060	4.80	37,380	37,380	5.14	35,700	35,700	5.52	33,600	33,600	6.03
30	86	18	64	44,520	43,452	4.46	43,260	42,222	4.67	42,000	40,992	4.97	40,740	39,762	5.31	39,060	38,123	5.60	36,540	35,663	6.16
30	86	20	68	47,880	40,985	4.54	47,040	40,266	4.80	45,780	39,188	5.10	44,100	37,750	5.39	42,420	36,312	5.77	39,060	33,435	6.33
30	86	22	72	50,820	37,404	4.67	49,980	36,785	4.88	48,720	35,858	5.18	47,460	34,931	5.52	45,780	33,694	5.94	42,420	31,221	6.54
32	90	16	61	41,580	41,580	4.33	40,320	40,320	4.54	39,060	39,060	4.80	37,380	37,380	5.14	35,700	35,700	5.52	33,600	33,600	6.03
32	90	18	64	44,520	44,520	4.46	43,260	43,260	4.67	42,000	42,000	4.97	40,740	40,740	5.31	39,060	39,060	5.60	36,540	36,540	6.16
32	90	20	68	47,880	44,816	4.54	47,040	44,029	4.80	45,780	42,850	5.10	44,100	41,278	5.39	42,420	39,705	5.77	39,060	36,560	6.33
32	90	22	72	50,820	41,469	4.67	49,980	40,784	4.88	48,720	39,756	5.18	47,460	38,727	5.52	45,780	37,356	5.94	42,420	34,615	6.54
34	93	16	61	41,580	41,580	4.33	40,320	40,320	4.54	39,060	39,060	4.80	37,380	37,380	5.14	35,700	35,700	5.52	33,600	33,600	6.03
34	93	18	64	44,520	44,520	4.46	43,260	43,260	4.67	42,000	42,000	4.97	40,740	40,740	5.31	39,060	39,060	5.60	36,540	36,540	6.16
34	93	20	68	47,880	47,880	4.54	47,040	47,040	4.80	45,780	45,780	5.10	44,100	44,100	5.39	42,420	42,420	5.77	39,060	39,060	6.33
34	93	22	72	50,820	45,535	4.67	49,980	44,782	4.88	48,720	43,653	5.18	47,460	42,524	5.52	45,780	41,019	5.94	42,420	38,008	6.54

Note: CA : Capacity (Btu/h) SHC : Sensible heat capacity (Btu/h) P.C. : Power consumption (kW)
D.B. : Dry-bulb temperature W.B. : Wet-bulb temperature

8-1-2. HEATING CAPACITY
PUZ-A·NHA3

Model Name	Capacity Btu/h	Input kW	Indoor intake air D.B.(°C)	Indoor intake air D.B.(°F)	Outdoor intake air °C/°F W.B.											
					-10/14		-5/23		0/32		5/41		10/50		15/59	
					CA	P.C.	CA	P.C.	CA	P.C.	CA	P.C.	CA	P.C.	CA	P.C.
PLA-A18BA	19,000	1.9	15	59	12,350	1.13	13,300	1.25	14,630	1.47	19,190	1.72	21,660	1.94	23,940	2.08
			20	68	11,970	1.23	12,730	1.35	13,870	1.56	18,430	1.86	20,900	2.05	23,180	2.23
			25	77	11,400	1.31	12,160	1.47	13,300	1.71	17,480	1.97	20,140	2.23	22,420	2.38
PLA-A24BA	26,000	2.57	15	59	16,900	1.52	18,200	1.70	20,020	1.98	26,260	2.33	29,640	2.62	32,760	2.81
			20	68	16,380	1.67	17,420	1.82	18,980	2.11	25,220	2.52	28,600	2.78	31,720	3.01
			25	77	15,600	1.78	16,640	1.98	18,200	2.32	23,920	2.67	27,560	3.01	30,680	3.22
PLA-A30BA	32,000	3.37	15	59	20,800	2.00	22,400	2.23	24,640	2.60	32,320	3.06	36,480	3.43	40,320	3.68
			20	68	20,160	2.18	21,440	2.39	23,360	2.77	31,040	3.31	35,200	3.64	39,040	3.95
			25	77	19,200	2.33	20,480	2.60	22,400	3.04	29,440	3.49	33,920	3.95	37,760	4.22
PLA-A36BA	37,000	3.3	15	59	24,050	1.96	25,900	2.18	28,490	2.55	37,370	2.99	42,180	3.36	46,620	3.61
			20	68	23,310	2.14	24,790	2.34	27,010	2.71	35,890	3.24	40,700	3.56	45,140	3.87
			25	77	22,200	2.28	23,680	2.55	25,900	2.97	34,040	3.42	39,220	3.87	43,660	4.14
PLA-A42BA	45,000	4.45	15	59	29,250	2.64	31,500	2.94	34,650	3.43	45,450	4.04	51,300	4.53	56,700	4.86
			20	68	28,350	2.88	30,150	3.16	32,850	3.65	43,650	4.37	49,500	4.81	54,900	5.22
			25	77	27,000	3.08	28,800	3.43	31,500	4.01	41,400	4.61	47,700	5.22	53,100	5.58

Model Name	Capacity Btu/h	Input kW	Indoor intake air D.B.(°C)	Indoor intake air D.B.(°F)	Outdoor intake air °C/°F W.B.											
					-10/14		-5/23		0/32		5/41		10/50		15/59	
					CA	P.C.	CA	P.C.	CA	P.C.	CA	P.C.	CA	P.C.	CA	P.C.
PKA-A18HA	19,000	1.97	15	59	12,350	1.17	13,300	1.30	14,630	1.52	19,190	1.79	21,660	2.01	23,940	2.15
			20	68	11,970	1.28	12,730	1.40	13,870	1.62	18,430	1.93	20,900	2.13	23,180	2.31
			25	77	11,400	1.36	12,160	1.52	13,300	1.78	17,480	2.04	20,140	2.31	22,420	2.47
PKA-A24KA	26,000	2.33	15	59	16,900	1.38	18,200	1.54	20,020	1.80	26,260	2.11	29,640	2.37	32,760	2.55
			20	68	16,380	1.51	17,420	1.65	18,980	1.91	25,220	2.29	28,600	2.52	31,720	2.73
			25	77	15,600	1.61	16,640	1.80	18,200	2.10	23,920	2.42	27,560	2.73	30,680	2.92
PKA-A30KA	32,000	3.15	15	59	20,800	1.87	22,400	2.08	24,640	2.43	32,320	2.86	36,480	3.21	40,320	3.44
			20	68	20,160	2.04	21,440	2.24	23,360	2.59	31,040	3.09	35,200	3.40	39,040	3.69
			25	77	19,200	2.18	20,480	2.43	22,400	2.84	29,440	3.27	33,920	3.69	37,760	3.95
PKA-A36KA	37,000	3.61	15	59	24,050	2.14	25,900	2.38	28,490	2.79	37,370	3.28	42,180	3.68	46,620	3.94
			20	68	23,310	2.34	24,790	2.56	27,010	2.96	35,890	3.54	40,700	3.90	45,140	4.23
			25	77	22,200	2.50	23,680	2.79	25,900	3.25	34,040	3.74	39,220	4.23	43,660	4.52

Model Name	Capacity Btu/h	Input kW	Indoor intake air D.B.(°C)	Indoor intake air D.B.(°F)	Outdoor intake air °C/°F W.B.											
					-10/14		-5/23		0/32		5/41		10/50		15/59	
					CA	P.C.	CA	P.C.	CA	P.C.	CA	P.C.	CA	P.C.	CA	P.C.
PCA-A24KA	26,000	2.31	15	59	16,900	1.37	18,200	1.53	20,020	1.78	26,260	2.10	29,640	2.35	32,760	2.52
			20	68	16,380	1.50	17,420	1.64	18,980	1.90	25,220	2.27	28,600	2.50	31,720	2.71
			25	77	15,600	1.60	16,640	1.78	18,200	2.08	23,920	2.40	27,560	2.71	30,680	2.89
PCA-A30KA	32,000	3.21	15	59	20,800	1.90	22,400	2.12	24,640	2.48	32,320	2.91	36,480	3.27	40,320	3.51
			20	68	20,160	2.08	21,440	2.28	23,360	2.64	31,040	3.15	35,200	3.47	39,040	3.76
			25	77	19,200	2.22	20,480	2.48	22,400	2.89	29,440	3.33	33,920	3.76	37,760	4.02
PCA-A36KA	37,000	3.19	15	59	24,050	1.89	25,900	2.11	28,490	2.46	37,370	2.89	42,180	3.25	46,620	3.49
			20	68	23,310	2.07	24,790	2.26	27,010	2.62	35,890	3.13	40,700	3.45	45,140	3.74
			25	77	22,200	2.21	23,680	2.46	25,900	2.87	34,040	3.31	39,220	3.74	43,660	4.00
PCA-A42KA	45,000	3.83	15	59	29,250	2.27	31,500	2.53	34,650	2.96	45,450	3.48	51,300	3.90	56,700	4.18
			20	68	28,350	2.48	30,150	2.72	32,850	3.14	43,650	3.76	49,500	4.14	54,900	4.49
			25	77	27,000	2.65	28,800	2.96	31,500	3.45	41,400	3.97	47,700	4.49	53,100	4.80

Model Name	Capacity Btu/h	Input kW	Indoor intake air D.B.(°C)	Indoor intake air D.B.(°F)	Outdoor intake air °C/°F W.B.											
					-10/14		-5/23		0/32		5/41		10/50		15/59	
					CA	P.C.	CA	P.C.	CA	P.C.	CA	P.C.	CA	P.C.	CA	P.C.
PEA-A18AA.TH	19,000	1.54	15	59	12,350	0.91	13,300	1.02	14,630	1.19	19,190	1.40	21,660	1.57	23,940	1.68
			20	68	11,970	1.00	12,730	1.09	13,870	1.26	18,430	1.51	20,900	1.66	23,180	1.81
			25	77	11,400	1.06	12,160	1.19	13,300	1.39	17,480	1.60	20,140	1.81	22,420	1.93

Model Name	Capacity Btu/h	Input kW	Indoor intake air D.B.(°C)	Indoor intake air D.B.(°F)	Outdoor intake air °C/°F W.B.											
					-10/14		-5/23		0/32		5/41		10/50		15/59	
					CA	P.C.	CA	P.C.	CA	P.C.	CA	P.C.	CA	P.C.	CA	P.C.
PEAD-A24AA	26,000	2.25	15	59	16,900	1.33	18,200	1.49	20,020	1.74	26,260	2.04	29,640	2.29	32,760	2.46
			20	68	16,380	1.46	17,420	1.60	18,980	1.85	25,220	2.21	28,600	2.43	31,720	2.64
			25	77	15,600	1.56	16,640	1.74	18,200	2.03	23,920	2.33	27,560	2.64	30,680	2.82
PEAD-A30AA	32,000	2.99	15	59	20,800	1.77	22,400	1.97	24,640	2.31	32,320	2.71	36,480	3.05	40,320	3.27
			20	68	20,160	1.94	21,440	2.12	23,360	2.45	31,040	2.93	35,200	3.23	39,040	3.51
			25	77	19,200	2.07	20,480	2.31	22,400	2.69	29,440	3.10	33,920	3.51	37,760	3.75
PEAD-A36AA	37,000	3.29	15	59	24,050	1.95	25,900	2.17	28,490	2.54	37,370	2.99	42,180	3.35	46,620	3.59
			20	68	23,310	2.13	24,790	2.34	27,010	2.70	35,890	3.23	40,700	3.55	45,140	3.86
			25	77	22,200	2.27	23,680	2.54	25,900	2.97	34,040	3.41	39,220	3.86	43,660	4.12
PEAD-A42AA	45,000	3.82	15	59	29,250	2.26	31,500	2.52	34,650	2.95	45,450	3.47	51,300	3.89	56,700	4.17
			20	68	28,350	2.48	30,150	2.71	32,850	3.14	43,650	3.75	49,500	4.13	54,900	4.48
			25	77	27,000	2.64	28,800	2.95	31,500	3.44	41,400	3.96	47,700	4.48	53,100	4.79

Note: CA : Capacity (Btu/h) P.C. : Power consumption (kW)
D.B. : Dry-bulb temperature W.B. : Wet-bulb temperature

8-2. HYPER HEATING INVERTER
8-2-1. COOLING CAPACITY
PLA-A30BA/PUZ-HA30NHA2

CAPACITY(BTU/H) : 30,000 INPUT(kW) : 2.45 SHF : 0.73

Indoor intake air D.B.(°C)	Indoor intake air D.B.(°F)	Indoor intake air W.B.(°C)	Indoor intake air W.B.(°F)	Outdoor intake air °C/°F D.B.																	
				20/68			25/77			30/86			35/95			40/104			45/115		
				CA	SHC	P.C.	CA	SHC	P.C.	CA	SHC	P.C.	CA	SHC	P.C.	CA	SHC	P.C.	CA	SHC	P.C.
20	68	16	61	29,700	19,780	1.98	28,800	19,181	2.08	27,900	18,581	2.20	26,700	17,782	2.35	25,500	16,983	2.53	24,000	15,984	2.76
20	68	18	64	31,800	17,363	2.04	30,900	16,871	2.14	30,000	16,380	2.28	29,100	15,889	2.43	27,900	15,233	2.57	26,100	14,251	2.82
22	72	16	61	29,700	22,156	1.98	28,800	21,485	2.08	27,900	20,813	2.20	26,700	19,918	2.35	25,500	19,023	2.53	24,000	17,904	2.76
22	72	18	64	31,800	19,907	2.04	30,900	19,343	2.14	30,000	18,780	2.28	29,100	18,217	2.43	27,900	17,465	2.57	26,100	16,339	2.82
22	72	20	68	34,200	17,305	2.08	33,600	17,002	2.20	32,700	16,546	2.33	31,500	15,939	2.47	30,300	15,332	2.64	27,900	14,117	2.90
24	75	16	61	29,700	24,532	1.98	28,800	23,789	2.08	27,900	23,045	2.20	26,700	22,054	2.35	25,500	21,063	2.53	24,000	19,824	2.76
24	75	18	64	31,800	22,451	2.04	30,900	21,815	2.14	30,000	21,180	2.28	29,100	20,545	2.43	27,900	19,697	2.57	26,100	18,427	2.82
24	75	20	68	34,200	20,041	2.08	33,600	19,690	2.20	32,700	19,162	2.33	31,500	18,459	2.47	30,300	17,756	2.64	27,900	16,349	2.90
24	75	22	72	36,300	16,916	2.14	35,700	16,636	2.24	34,800	16,217	2.37	33,900	15,797	2.53	32,700	15,238	2.72	30,300	14,120	2.99
26	79	16	61	29,700	26,908	1.98	28,800	26,093	2.08	27,900	25,277	2.20	26,700	24,190	2.35	25,500	23,103	2.53	24,000	21,744	2.76
26	79	18	64	31,800	24,995	2.04	30,900	24,287	2.14	30,000	23,580	2.28	29,100	22,873	2.43	27,900	21,929	2.57	26,100	20,515	2.82
26	79	20	68	34,200	22,777	2.08	33,600	22,378	2.20	32,700	21,778	2.33	31,500	20,979	2.47	30,300	20,180	2.64	27,900	18,581	2.90
26	79	22	72	36,300	19,820	2.14	35,700	19,492	2.24	34,800	19,001	2.37	33,900	18,509	2.53	32,700	17,854	2.72	30,300	16,544	2.99
27	81	16	61	29,700	28,096	1.98	28,800	27,245	2.08	27,900	26,393	2.20	26,700	25,258	2.35	25,500	24,123	2.53	24,000	22,704	2.76
27	81	18	64	31,800	26,267	2.04	30,900	25,523	2.14	30,000	24,780	2.28	29,100	24,037	2.43	27,900	23,045	2.57	26,100	21,559	2.82
27	81	20	68	34,200	24,145	2.08	33,600	23,722	2.20	32,700	23,086	2.33	31,500	22,239	2.47	30,300	21,392	2.64	27,900	19,697	2.90
27	81	22	72	36,300	21,272	2.14	35,700	20,920	2.24	34,800	20,393	2.37	33,900	19,865	2.53	32,700	19,162	2.72	30,300	17,756	2.99
28	82	16	61	29,700	29,284	1.98	28,800	28,397	2.08	27,900	27,509	2.20	26,700	26,326	2.35	25,500	25,143	2.53	24,000	23,664	2.76
28	82	18	64	31,800	27,539	2.04	30,900	26,759	2.14	30,000	25,980	2.28	29,100	25,201	2.43	27,900	24,161	2.57	26,100	22,603	2.82
28	82	20	68	34,200	25,513	2.08	33,600	25,066	2.20	32,700	24,394	2.33	31,500	23,499	2.47	30,300	22,604	2.64	27,900	20,813	2.90
28	82	22	72	36,300	22,724	2.14	35,700	22,348	2.24	34,800	21,785	2.37	33,900	21,221	2.53	32,700	20,470	2.72	30,300	18,968	2.99
30	86	16	61	29,700	29,700	1.98	28,800	28,800	2.08	27,900	27,900	2.20	26,700	26,700	2.35	25,500	25,500	2.53	24,000	24,000	2.76
30	86	18	64	31,800	30,083	2.04	30,900	29,231	2.14	30,000	28,380	2.28	29,100	27,529	2.43	27,900	26,393	2.57	26,100	24,691	2.82
30	86	20	68	34,200	28,249	2.08	33,600	27,754	2.20	32,700	27,010	2.33	31,500	26,019	2.47	30,300	25,028	2.64	27,900	23,045	2.90
30	86	22	72	36,300	25,628	2.14	35,700	25,204	2.24	34,800	24,569	2.37	33,900	23,933	2.53	32,700	23,086	2.72	30,300	21,392	2.99
32	90	16	61	29,700	29,700	1.98	28,800	28,800	2.08	27,900	27,900	2.20	26,700	26,700	2.35	25,500	25,500	2.53	24,000	24,000	2.76
32	90	18	64	31,800	31,800	2.04	30,900	30,900	2.14	30,000	30,000	2.28	29,100	29,100	2.43	27,900	27,900	2.57	26,100	26,100	2.82
32	90	20	68	34,200	30,985	2.08	33,600	30,442	2.20	32,700	29,626	2.33	31,500	28,539	2.47	30,300	27,452	2.64	27,900	25,277	2.90
32	90	22	72	36,300	28,532	2.14	35,700	28,060	2.24	34,800	27,353	2.37	33,900	26,645	2.53	32,700	25,702	2.72	30,300	23,816	2.99
34	93	16	61	29,700	29,700	1.98	28,800	28,800	2.08	27,900	27,900	2.20	26,700	26,700	2.35	25,500	25,500	2.53	24,000	24,000	2.76
34	93	18	64	31,800	31,800	2.04	30,900	30,900	2.14	30,000	30,000	2.28	29,100	29,100	2.43	27,900	27,900	2.57	26,100	26,100	2.82
34	93	20	68	34,200	33,721	2.08	33,600	33,130	2.20	32,700	32,242	2.33	31,500	31,059	2.47	30,300	29,876	2.64	27,900	27,509	2.90
34	93	22	72	36,300	31,436	2.14	35,700	30,916	2.24	34,800	30,137	2.37	33,900	29,357	2.53	32,700	28,318	2.72	30,300	26,240	2.99

PLA-A36BA/PUZ-HA36NHA2

CAPACITY(BTU/H) : 34,000 INPUT(kW) : 2.69 SHF : 0.71

Indoor intake air D.B.(°C)	Indoor intake air D.B.(°F)	Indoor intake air W.B.(°C)	Indoor intake air W.B.(°F)	Outdoor intake air °C/°F D.B.																	
				20/68			25/77			30/86			35/95			40/104			45/115		
				CA	SHC	P.C.	CA	SHC	P.C.	CA	SHC	P.C.	CA	SHC	P.C.	CA	SHC	P.C.	CA	SHC	P.C.
20	68	16	61	33,660	21,744	2.18	32,640	21,085	2.28	31,620	20,427	2.41	30,260	19,548	2.58	28,900	18,669	2.78	27,200	17,571	3.03
20	68	18	64	36,040	18,957	2.24	35,020	18,421	2.35	34,000	17,884	2.50	32,980	17,347	2.67	31,620	16,632	2.82	29,580	15,559	3.10
22	72	16	61	33,660	24,437	2.18	32,640	23,697	2.28	31,620	22,956	2.41	30,260	21,969	2.58	28,900	20,981	2.78	27,200	19,747	3.03
22	72	18	64	36,040	21,840	2.24	35,020	21,222	2.35	34,000	20,604	2.50	32,980	19,986	2.67	31,620	19,162	2.82	29,580	17,925	3.10
22	72	20	68	38,760	18,837	2.28	38,080	18,507	2.41	37,060	18,011	2.56	35,700	17,350	2.71	34,340	16,689	2.90	31,620	15,367	3.18
24	75	16	61	33,660	27,130	2.18	32,640	26,308	2.28	31,620	25,486	2.41	30,260	24,390	2.58	28,900	23,293	2.78	27,200	21,923	3.03
24	75	18	64	36,040	24,723	2.24	35,020	24,024	2.35	34,000	23,324	2.50	32,980	22,624	2.67	31,620	21,691	2.82	29,580	20,292	3.10
24	75	20	68	38,760	21,938	2.28	38,080	21,553	2.41	37,060	20,976	2.56	35,700	20,206	2.71	34,340	19,436	2.90	31,620	17,897	3.18
24	75	22	72	41,140	18,348	2.35	40,460	18,045	2.46	39,440	17,590	2.60	38,420	17,135	2.78	37,060	16,529	2.99	34,340	15,316	3.29
26	79	16	61	33,660	29,823	2.18	32,640	28,919	2.28	31,620	28,015	2.41	30,260	26,810	2.58	28,900	25,605	2.78	27,200	24,099	3.03
26	79	18	64	36,040	27,607	2.24	35,020	26,825	2.35	34,000	26,044	2.50	32,980	25,263	2.67	31,620	24,221	2.82	29,580	22,658	3.10
26	79	20	68	38,760	25,039	2.28	38,080	24,600	2.41	37,060	23,941	2.56	35,700	23,062	2.71	34,340	22,184	2.90	31,620	20,427	3.18
26	79	22	72	41,140	21,640	2.35	40,460	21,282	2.46	39,440	20,745	2.60	38,420	20,209	2.78	37,060	19,494	2.99	34,340	18,063	3.29
27	81	16	61	33,660	31,169	2.18	32,640	30,225	2.28	31,620	29,280	2.41	30,260	28,021	2.58	28,900	26,761	2.78	27,200	25,187	3.03
27	81	18	64	36,040	29,048	2.24	35,020	28,226	2.35	34,000	27,404	2.50	32,980	26,582	2.67	31,620	25,486	2.82	29,580	23,841	3.10
27	81	20	68	38,760	26,589	2.28	38,080	26,123	2.41	37,060	25,423	2.56	35,700	24,490	2.71	34,340	23,557	2.90	31,620	21,691	3.18
27	81	22	72	41,140	23,285	2.35	40,460	22,900	2.46	39,440	22,323	2.60	38,420	21,746	2.78	37,060	20,976	2.99	34,340	19,436	3.29
28	82	16	61	33,660	32,516	2.18	32,640	31,530	2.28	31,620	30,545	2.41	30,260	29,231	2.58	28,900	27,917	2.78	27,200	26,275	3.03
28	82	18	64	36,040	30,490	2.24	35,020	29,627	2.35	34,000	28,764	2.50	32,980	27,901	2.67	31,620	26,751	2.82	29,580	25,025	3.10
28	82	20	68	38,760	28,140	2.28	38,080	27,646	2.41	37,060	26,906	2.56	35,700	25,918	2.71	34,340	24,931	2.90	31,620	22,956	3.18
28	82	22	72	41,140	24,931	2.35	40,460	24,519	2.46	39,440	23,901	2.60	38,420	23,283	2.78	37,060	22,458	2.99	34,340	20,810	3.29
30	86	16	61	33,660	33,660	2.18	32,640	32,640	2.28	31,620	31,620	2.41	30,260	30,260	2.58	28,900	28,900	2.78	27,200	27,200	3.03
30	86	18	64	36,040	33,373	2.24	35,020	32,429	2.35	34,000	31,484	2.50	32,980	30,539	2.67	31,620	29,280	2.82	29,580	27,391	3.10
30	86	20	68	38,760	31,241	2.28	38,080	30,692	2.41	37,060	29,870	2.56	35,700	28,774	2.71	34,340	27,678	2.90	31,620	25,486	3.18
30	86	22	72	41,140	28,222	2.35	40,460	27,756	2.46	39,440	27,056	2.60	38,420	26,356	2.78	37,060	25,423	2.99	34,340	23,557	3.29
32	90	16	61	33,660	33,660	2.18	32,640	32,640	2.28	31,620	31,620	2.41	30,260	30,260	2.58	28,900	28,900	2.78	27,200	27,200	3.03
32	90	18	64	36,040	36,040	2.24	35,020	35,020	2.35	34,000	34,000	2.50	32,980	32,980	2.67	31,620	31,620	2.82	29,580	29,580	3.10
32	90	20	68	38,760	34,341	2.28	38,080	33,739	2.41	37,060	32,835	2.56	35,700	31,630	2.71	34,340	30,425	2.90	31,620	28,015	3.18
32	90	22	72	41,140	31,513	2.35	40,460	30,992	2.46	39,440	30,211	2.60	38,420	29,430	2.78	37,060	28,388	2.99	34,340	26,304	3.29
34	93	16	61	33,660	33,660	2.18	32,640	32,640	2.28	31,620	31,620	2.41	30,260	30,260	2.58	28,900	28,900	2.78	27,200	27,200	3.03
34	93	18	64	36,040	36,040	2.24	35,020	35,020	2.35	34,000	34,000	2.50	32,980	32,980	2.67	31,620	31,620	2.82	29,580	29,580	3.10
34	93	20	68	38,760	37,442	2.28	38,080	36,785	2.41	37,060	35,800	2.56	35,700	34,486	2.71	34,340	33,172	2.90	31,620	30,545	3.18
34	93	22	72	41,140	34,804	2.35	40,460	34,229	2.46	39,440	33,366	2.60	38,420	32,503	2.78	37,060	31,353	2.99	34,340	29,052	3.29

Note: CA : Capacity (Btu/h) SHC : Sensible heat capacity (Btu/h) P.C. : Power consumption (kW)
D.B. : Dry-bulb temperature W.B. : Wet-bulb temperature

PKA-A30KA/PUZ-HA30NHA2

CAPACITY(BTU/H) : 30,000 INPUT(kW) : 2.50 SHF : 0.70

Indoor intake air D.B.(°C)	Indoor intake air D.B.(°F)	Indoor intake air W.B.(°C)	Indoor intake air W.B.(°F)	Outdoor intake air °C/°F D.B.																	
				20/68			25/77			30/86			35/95			40/104			45/115		
				CA	SHC	P.C.	CA	SHC	P.C.	CA	SHC	P.C.	CA	SHC	P.C.	CA	SHC	P.C.	CA	SHC	P.C.
20	68	16	61	29,700	18,889	2.02	28,800	18,317	2.12	27,900	17,744	2.24	26,700	16,981	2.40	25,500	16,218	2.58	24,000	15,264	2.82
20	68	18	64	31,800	16,409	2.08	30,900	15,944	2.18	30,000	15,480	2.32	29,100	15,016	2.48	27,900	14,396	2.62	26,100	13,468	2.88
22	72	16	61	29,700	21,265	2.02	28,800	20,621	2.12	27,900	19,976	2.24	26,700	19,117	2.40	25,500	18,258	2.58	24,000	17,184	2.82
22	72	18	64	31,800	18,953	2.08	30,900	18,416	2.18	30,000	17,880	2.32	29,100	17,344	2.48	27,900	16,628	2.62	26,100	15,556	2.88
22	72	20	68	34,200	16,279	2.12	33,600	15,994	2.24	32,700	15,565	2.38	31,500	14,994	2.52	30,300	14,423	2.70	27,900	13,280	2.96
24	75	16	61	29,700	23,641	2.02	28,800	22,925	2.12	27,900	22,208	2.24	26,700	21,253	2.40	25,500	20,298	2.58	24,000	19,104	2.82
24	75	18	64	31,800	21,497	2.08	30,900	20,888	2.18	30,000	20,280	2.32	29,100	19,672	2.48	27,900	18,860	2.62	26,100	17,644	2.88
24	75	20	68	34,200	19,015	2.12	33,600	18,682	2.24	32,700	18,181	2.38	31,500	17,514	2.52	30,300	16,847	2.70	27,900	15,512	2.96
24	75	22	72	36,300	15,827	2.18	35,700	15,565	2.28	34,800	15,173	2.42	33,900	14,780	2.58	32,700	14,257	2.78	30,300	13,211	3.06
26	79	16	61	29,700	26,017	2.02	28,800	25,229	2.12	27,900	24,440	2.24	26,700	23,389	2.40	25,500	22,338	2.58	24,000	21,024	2.82
26	79	18	64	31,800	24,041	2.08	30,900	23,360	2.18	30,000	22,680	2.32	29,100	22,000	2.48	27,900	21,092	2.62	26,100	19,732	2.88
26	79	20	68	34,200	21,751	2.12	33,600	21,370	2.24	32,700	20,797	2.38	31,500	20,034	2.52	30,300	19,271	2.70	27,900	17,744	2.96
26	79	22	72	36,300	18,731	2.18	35,700	18,421	2.28	34,800	17,957	2.42	33,900	17,492	2.58	32,700	16,873	2.78	30,300	15,635	3.06
27	81	16	61	29,700	27,205	2.02	28,800	26,381	2.12	27,900	25,556	2.24	26,700	24,457	2.40	25,500	23,358	2.58	24,000	21,984	2.82
27	81	18	64	31,800	25,313	2.08	30,900	24,596	2.18	30,000	23,880	2.32	29,100	23,164	2.48	27,900	22,208	2.62	26,100	20,776	2.88
27	81	20	68	34,200	23,119	2.12	33,600	22,714	2.24	32,700	22,105	2.38	31,500	21,294	2.52	30,300	20,483	2.70	27,900	18,860	2.96
27	81	22	72	36,300	20,183	2.18	35,700	19,849	2.28	34,800	19,349	2.42	33,900	18,848	2.58	32,700	18,181	2.78	30,300	16,847	3.06
28	82	16	61	29,700	28,393	2.02	28,800	27,533	2.12	27,900	26,672	2.24	26,700	25,525	2.40	25,500	24,378	2.58	24,000	22,944	2.82
28	82	18	64	31,800	26,585	2.08	30,900	25,832	2.18	30,000	25,080	2.32	29,100	24,328	2.48	27,900	23,324	2.62	26,100	21,820	2.88
28	82	20	68	34,200	24,487	2.12	33,600	24,058	2.24	32,700	23,413	2.38	31,500	22,554	2.52	30,300	21,695	2.70	27,900	19,976	2.96
28	82	22	72	36,300	21,635	2.18	35,700	21,277	2.28	34,800	20,741	2.42	33,900	20,204	2.58	32,700	19,489	2.78	30,300	18,059	3.06
30	86	16	61	29,700	29,700	2.02	28,800	28,800	2.12	27,900	27,900	2.24	26,700	26,700	2.40	25,500	25,500	2.58	24,000	24,000	2.82
30	86	18	64	31,800	29,129	2.08	30,900	28,304	2.18	30,000	27,480	2.32	29,100	26,656	2.48	27,900	25,556	2.62	26,100	23,908	2.88
30	86	20	68	34,200	27,223	2.12	33,600	26,746	2.24	32,700	26,029	2.38	31,500	25,074	2.52	30,300	24,119	2.70	27,900	22,208	2.96
30	86	22	72	36,300	24,539	2.18	35,700	24,133	2.28	34,800	23,525	2.42	33,900	22,916	2.58	32,700	22,105	2.78	30,300	20,483	3.06
32	90	16	61	29,700	29,700	2.02	28,800	28,800	2.12	27,900	27,900	2.24	26,700	26,700	2.40	25,500	25,500	2.58	24,000	24,000	2.82
32	90	18	64	31,800	31,673	2.08	30,900	30,776	2.18	30,000	29,880	2.32	29,100	28,984	2.48	27,900	27,788	2.62	26,100	25,996	2.88
32	90	20	68	34,200	29,959	2.12	33,600	29,434	2.24	32,700	28,645	2.38	31,500	27,594	2.52	30,300	26,543	2.70	27,900	24,440	2.96
32	90	22	72	36,300	27,443	2.18	35,700	26,989	2.28	34,800	26,309	2.42	33,900	25,628	2.58	32,700	24,721	2.78	30,300	22,907	3.06
34	93	16	61	29,700	29,700	2.02	28,800	28,800	2.12	27,900	27,900	2.24	26,700	26,700	2.40	25,500	25,500	2.58	24,000	24,000	2.82
34	93	18	64	31,800	31,800	2.08	30,900	30,900	2.18	30,000	30,000	2.32	29,100	29,100	2.48	27,900	27,900	2.62	26,100	26,100	2.88
34	93	20	68	34,200	32,695	2.12	33,600	32,122	2.24	32,700	31,261	2.38	31,500	30,114	2.52	30,300	28,967	2.70	27,900	26,672	2.96
34	93	22	72	36,300	30,347	2.18	35,700	29,845	2.28	34,800	29,093	2.42	33,900	28,340	2.58	32,700	27,337	2.78	30,300	25,331	3.06

PKA-A36KA/PUZ-HA36NHA2

CAPACITY(BTU/H) : 33,500 INPUT(kW) : 2.79 SHF : 0.71

Indoor intake air D.B.(°C)	Indoor intake air D.B.(°F)	Indoor intake air W.B.(°C)	Indoor intake air W.B.(°F)	Outdoor intake air °C/°F D.B.																	
				20/68			25/77			30/86			35/95			40/104			45/115		
				CA	SHC	P.C.	CA	SHC	P.C.	CA	SHC	P.C.	CA	SHC	P.C.	CA	SHC	P.C.	CA	SHC	P.C.
20	68	16	61	33,165	21,425	2.26	32,160	20,775	2.37	31,155	20,126	2.50	29,815	19,260	2.68	28,475	18,395	2.88	26,800	17,313	3.14
20	68	18	64	35,510	18,678	2.33	34,505	18,150	2.44	33,500	17,621	2.59	32,495	17,092	2.77	31,155	16,388	2.92	29,145	15,330	3.21
22	72	16	61	33,165	24,078	2.26	32,160	23,348	2.37	31,155	22,619	2.50	29,815	21,646	2.68	28,475	20,673	2.88	26,800	19,457	3.14
22	72	18	64	35,510	21,519	2.33	34,505	20,910	2.44	33,500	20,301	2.59	32,495	19,692	2.77	31,155	18,880	2.92	29,145	17,662	3.21
22	72	20	68	38,190	18,560	2.37	37,520	18,235	2.50	36,515	17,746	2.66	35,175	17,095	2.81	33,835	16,444	3.01	31,155	15,141	3.30
24	75	16	61	33,165	26,731	2.26	32,160	25,921	2.37	31,155	25,111	2.50	29,815	24,031	2.68	28,475	22,951	2.88	26,800	21,601	3.14
24	75	18	64	35,510	24,360	2.33	34,505	23,670	2.44	33,500	22,981	2.59	32,495	22,292	2.77	31,155	21,372	2.92	29,145	19,993	3.21
24	75	20	68	38,190	21,616	2.37	37,520	21,236	2.50	36,515	20,667	2.66	35,175	19,909	2.81	33,835	19,151	3.01	31,155	17,634	3.30
24	75	22	72	40,535	18,079	2.44	39,865	17,780	2.55	38,860	17,332	2.70	37,855	16,883	2.88	36,515	16,286	3.10	33,835	15,090	3.41
26	79	16	61	33,165	29,384	2.26	32,160	28,494	2.37	31,155	27,603	2.50	29,815	26,416	2.68	28,475	25,229	2.88	26,800	23,745	3.14
26	79	18	64	35,510	27,201	2.33	34,505	26,431	2.44	33,500	25,661	2.59	32,495	24,891	2.77	31,155	23,865	2.92	29,145	22,325	3.21
26	79	20	68	38,190	24,671	2.37	37,520	24,238	2.50	36,515	23,589	2.66	35,175	22,723	2.81	33,835	21,857	3.01	31,155	20,126	3.30
26	79	22	72	40,535	21,321	2.44	39,865	20,969	2.55	38,860	20,440	2.70	37,855	19,912	2.88	36,515	19,207	3.10	33,835	17,797	3.41
27	81	16	61	33,165	30,711	2.26	32,160	29,780	2.37	31,155	28,850	2.50	29,815	27,609	2.68	28,475	26,368	2.88	26,800	24,817	3.14
27	81	18	64	35,510	28,621	2.33	34,505	27,811	2.44	33,500	27,001	2.59	32,495	26,191	2.77	31,155	25,111	2.92	29,145	23,491	3.21
27	81	20	68	38,190	26,198	2.37	37,520	25,739	2.50	36,515	25,049	2.66	35,175	24,130	2.81	33,835	23,211	3.01	31,155	21,372	3.30
27	81	22	72	40,535	22,943	2.44	39,865	22,564	2.55	38,860	21,995	2.70	37,855	21,426	2.88	36,515	20,667	3.10	33,835	19,151	3.41
28	82	16	61	33,165	32,037	2.26	32,160	31,067	2.37	31,155	30,096	2.50	29,815	28,801	2.68	28,475	27,507	2.88	26,800	25,889	3.14
28	82	18	64	35,510	30,041	2.33	34,505	29,191	2.44	33,500	28,341	2.59	32,495	27,491	2.77	31,155	26,357	2.92	29,145	24,657	3.21
28	82	20	68	38,190	27,726	2.37	37,520	27,240	2.50	36,515	26,510	2.66	35,175	25,537	2.81	33,835	24,564	3.01	31,155	22,619	3.30
28	82	22	72	40,535	24,564	2.44	39,865	24,158	2.55	38,860	23,549	2.70	37,855	22,940	2.88	36,515	22,128	3.10	33,835	20,504	3.41
30	86	16	61	33,165	33,165	2.26	32,160	32,160	2.37	31,155	31,155	2.50	29,815	29,815	2.68	28,475	28,475	2.88	26,800	26,800	3.14
30	86	18	64	35,510	32,882	2.33	34,505	31,952	2.44	33,500	31,021	2.59	32,495	30,090	2.77	31,155	28,850	2.92	29,145	26,988	3.21
30	86	20	68	38,190	30,781	2.37	37,520	30,241	2.50	36,515	29,431	2.66	35,175	28,351	2.81	33,835	27,271	3.01	31,155	25,111	3.30
30	86	22	72	40,535	27,807	2.44	39,865	27,347	2.55	38,860	26,658	2.70	37,855	25,969	2.88	36,515	25,049	3.10	33,835	23,211	3.41
32	90	16	61	33,165	33,165	2.26	32,160	32,160	2.37	31,155	31,155	2.50	29,815	29,815	2.68	28,475	28,475	2.88	26,800	26,800	3.14
32	90	18	64	35,510	35,510	2.33	34,505	34,505	2.44	33,500	33,500	2.59	32,495	32,495	2.77	31,155	31,155	2.92	29,145	29,145	3.21
32	90	20	68	38,190	33,836	2.37	37,520	33,243	2.50	36,515	32,352	2.66	35,175	31,165	2.81	33,835	29,978	3.01	31,155	27,603	3.30
32	90	22	72	40,535	31,050	2.44	39,865	30,537	2.55	38,860	29,767	2.70	37,855	28,997	2.88	36,515	27,970	3.10	33,835	25,918	3.41
34	93	16	61	33,165	33,165	2.26	32,160	32,160	2.37	31,155	31,155	2.50	29,815	29,815	2.68	28,475	28,475	2.88	26,800	26,800	3.14
34	93	18	64	35,510	35,510	2.33	34,505	34,505	2.44	33,500	33,500	2.59	32,495	32,495	2.77	31,155	31,155	2.92	29,145	29,145	3.21
34	93	20	68	38,190	36,892	2.37	37,520	36,244	2.50	36,515	35,273	2.66	35,175	33,979	2.81	33,835	32,685	3.01	31,155	30,096	3.30
34	93	22	72	40,535	34,293	2.44	39,865	33,726	2.55	38,860	32,876	2.70	37,855	32,025	2.88	36,515	30,892	3.10	33,835	28,624	3.41

Note: CA : Capacity (Btu/h) SHC : Sensible heat capacity (Btu/h) P.C. : Power consumption (kW)
D.B. : Dry-bulb temperature W.B. : Wet-bulb temperature

PCA-A30KA/PUZ-HA30NHA2

CAPACITY(BTU/H) : 30,000 INPUT(kW) : 2.48 SHF : 0.69

Indoor intake air D.B.(°C)	Indoor intake air D.B.(°F)	Indoor intake air W.B.(°C)	Indoor intake air W.B.(°F)	Outdoor intake air °C/°F D.B.																	
				20/68			25/77			30/86			35/95			40/104			45/115		
				CA	SHC	P.C.	CA	SHC	P.C.	CA	SHC	P.C.	CA	SHC	P.C.	CA	SHC	P.C.	CA	SHC	P.C.
20	68	16	61	29,700	18,592	2.01	28,800	18,029	2.11	27,900	17,465	2.22	26,700	16,714	2.38	25,500	15,963	2.56	24,000	15,024	2.79
20	68	18	64	31,800	16,091	2.07	30,900	15,635	2.17	30,000	15,180	2.30	29,100	14,725	2.46	27,900	14,117	2.60	26,100	13,207	2.85
22	72	16	61	29,700	20,968	2.01	28,800	20,333	2.11	27,900	19,697	2.22	26,700	18,850	2.38	25,500	18,003	2.56	24,000	16,944	2.79
22	72	18	64	31,800	18,635	2.07	30,900	18,107	2.17	30,000	17,580	2.30	29,100	17,053	2.46	27,900	16,349	2.60	26,100	15,295	2.85
22	72	20	68	34,200	15,937	2.11	33,600	15,658	2.22	32,700	15,238	2.36	31,500	14,679	2.50	30,300	14,120	2.68	27,900	13,001	2.93
24	75	16	61	29,700	23,344	2.01	28,800	22,637	2.11	27,900	21,929	2.22	26,700	20,986	2.38	25,500	20,043	2.56	24,000	18,864	2.79
24	75	18	64	31,800	21,179	2.07	30,900	20,579	2.17	30,000	19,980	2.30	29,100	19,381	2.46	27,900	18,581	2.60	26,100	17,383	2.85
24	75	20	68	34,200	18,673	2.11	33,600	18,346	2.22	32,700	17,854	2.36	31,500	17,199	2.50	30,300	16,544	2.68	27,900	15,233	2.93
24	75	22	72	36,300	15,464	2.17	35,700	15,208	2.26	34,800	14,825	2.40	33,900	14,441	2.56	32,700	13,930	2.76	30,300	12,908	3.03
26	79	16	61	29,700	25,720	2.01	28,800	24,941	2.11	27,900	24,161	2.22	26,700	23,122	2.38	25,500	22,083	2.56	24,000	20,784	2.79
26	79	18	64	31,800	23,723	2.07	30,900	23,051	2.17	30,000	22,380	2.30	29,100	21,709	2.46	27,900	20,813	2.60	26,100	19,471	2.85
26	79	20	68	34,200	21,409	2.11	33,600	21,034	2.22	32,700	20,470	2.36	31,500	19,719	2.50	30,300	18,968	2.68	27,900	17,465	2.93
26	79	22	72	36,300	18,368	2.17	35,700	18,064	2.26	34,800	17,609	2.40	33,900	17,153	2.56	32,700	16,546	2.76	30,300	15,332	3.03
27	81	16	61	29,700	26,908	2.01	28,800	26,093	2.11	27,900	25,277	2.22	26,700	24,190	2.38	25,500	23,103	2.56	24,000	21,744	2.79
27	81	18	64	31,800	24,995	2.07	30,900	24,287	2.17	30,000	23,580	2.30	29,100	22,873	2.46	27,900	21,929	2.60	26,100	20,515	2.85
27	81	20	68	34,200	22,777	2.11	33,600	22,378	2.22	32,700	21,778	2.36	31,500	20,979	2.50	30,300	20,180	2.68	27,900	18,581	2.93
27	81	22	72	36,300	19,820	2.17	35,700	19,492	2.26	34,800	19,001	2.40	33,900	18,509	2.56	32,700	17,854	2.76	30,300	16,544	3.03
28	82	16	61	29,700	28,096	2.01	28,800	27,245	2.11	27,900	26,393	2.22	26,700	25,258	2.38	25,500	24,123	2.56	24,000	22,704	2.79
28	82	18	64	31,800	26,267	2.07	30,900	25,523	2.17	30,000	24,780	2.30	29,100	24,037	2.46	27,900	23,045	2.60	26,100	21,559	2.85
28	82	20	68	34,200	24,145	2.11	33,600	23,722	2.22	32,700	23,086	2.36	31,500	22,239	2.50	30,300	21,392	2.68	27,900	19,697	2.93
28	82	22	72	36,300	21,272	2.17	35,700	20,920	2.26	34,800	20,393	2.40	33,900	19,865	2.56	32,700	19,162	2.76	30,300	17,756	3.03
30	86	16	61	29,700	29,700	2.01	28,800	28,800	2.11	27,900	27,900	2.22	26,700	26,700	2.38	25,500	25,500	2.56	24,000	24,000	2.79
30	86	18	64	31,800	28,811	2.07	30,900	27,995	2.17	30,000	27,180	2.30	29,100	26,365	2.46	27,900	25,277	2.60	26,100	23,647	2.85
30	86	20	68	34,200	26,881	2.11	33,600	26,410	2.22	32,700	25,702	2.36	31,500	24,759	2.50	30,300	23,816	2.68	27,900	21,929	2.93
30	86	22	72	36,300	24,176	2.17	35,700	23,776	2.26	34,800	23,177	2.40	33,900	22,577	2.56	32,700	21,778	2.76	30,300	20,180	3.03
32	90	16	61	29,700	29,700	2.01	28,800	28,800	2.11	27,900	27,900	2.22	26,700	26,700	2.38	25,500	25,500	2.56	24,000	24,000	2.79
32	90	18	64	31,800	31,355	2.07	30,900	30,467	2.17	30,000	29,580	2.30	29,100	28,693	2.46	27,900	27,509	2.60	26,100	25,735	2.85
32	90	20	68	34,200	29,617	2.11	33,600	29,098	2.22	32,700	28,318	2.36	31,500	27,279	2.50	30,300	26,240	2.68	27,900	24,161	2.93
32	90	22	72	36,300	27,080	2.17	35,700	26,632	2.26	34,800	25,961	2.40	33,900	25,289	2.56	32,700	24,394	2.76	30,300	22,604	3.03
34	93	16	61	29,700	29,700	2.01	28,800	28,800	2.11	27,900	27,900	2.22	26,700	26,700	2.38	25,500	25,500	2.56	24,000	24,000	2.79
34	93	18	64	31,800	31,800	2.07	30,900	30,900	2.17	30,000	30,000	2.30	29,100	29,100	2.46	27,900	27,900	2.60	26,100	26,100	2.85
34	93	20	68	34,200	32,353	2.11	33,600	31,786	2.22	32,700	30,934	2.36	31,500	29,799	2.50	30,300	28,664	2.68	27,900	26,393	2.93
34	93	22	72	36,300	29,984	2.17	35,700	29,488	2.26	34,800	28,745	2.40	33,900	28,001	2.56	32,700	27,010	2.76	30,300	25,028	3.03

PCA-A36KA/PUZ-HA36NHA2

CAPACITY(BTU/H) : 34,000 INPUT(kW) : 2.81 SHF : 0.73

Indoor intake air D.B.(°C)	Indoor intake air D.B.(°F)	Indoor intake air W.B.(°C)	Indoor intake air W.B.(°F)	Outdoor intake air °C/°F D.B.																	
				20/68			25/77			30/86			35/95			40/104			45/115		
				CA	SHC	P.C.	CA	SHC	P.C.	CA	SHC	P.C.	CA	SHC	P.C.	CA	SHC	P.C.	CA	SHC	P.C.
20	68	16	61	33,660	22,418	2.27	32,640	21,738	2.39	31,620	21,059	2.52	30,260	20,153	2.70	28,900	19,247	2.90	27,200	18,115	3.17
20	68	18	64	36,040	19,678	2.34	35,020	19,121	2.45	34,000	18,564	2.61	32,980	18,007	2.79	31,620	17,265	2.94	29,580	16,151	3.23
22	72	16	61	33,660	25,110	2.27	32,640	24,349	2.39	31,620	23,589	2.52	30,260	22,574	2.70	28,900	21,559	2.90	27,200	20,291	3.17
22	72	18	64	36,040	22,561	2.34	35,020	21,923	2.45	34,000	21,284	2.61	32,980	20,645	2.79	31,620	19,794	2.94	29,580	18,517	3.23
22	72	20	68	38,760	19,613	2.39	38,080	19,268	2.52	37,060	18,752	2.68	35,700	18,064	2.83	34,340	17,376	3.03	31,620	16,000	3.32
24	75	16	61	33,660	27,803	2.27	32,640	26,961	2.39	31,620	26,118	2.52	30,260	24,995	2.70	28,900	23,871	2.90	27,200	22,467	3.17
24	75	18	64	36,040	25,444	2.34	35,020	24,724	2.45	34,000	24,004	2.61	32,980	23,284	2.79	31,620	22,324	2.94	29,580	20,883	3.23
24	75	20	68	38,760	22,713	2.39	38,080	22,315	2.52	37,060	21,717	2.68	35,700	20,920	2.83	34,340	20,123	3.03	31,620	18,529	3.32
24	75	22	72	41,140	19,171	2.45	40,460	18,854	2.56	39,440	18,379	2.72	38,420	17,904	2.90	37,060	17,270	3.12	34,340	16,002	3.43
26	79	16	61	33,660	30,496	2.27	32,640	29,572	2.39	31,620	28,648	2.52	30,260	27,416	2.70	28,900	26,183	2.90	27,200	24,643	3.17
26	79	18	64	36,040	28,327	2.34	35,020	27,526	2.45	34,000	26,724	2.61	32,980	25,922	2.79	31,620	24,853	2.94	29,580	23,250	3.23
26	79	20	68	38,760	25,814	2.39	38,080	25,361	2.52	37,060	24,682	2.68	35,700	23,776	2.83	34,340	22,870	3.03	31,620	21,059	3.32
26	79	22	72	41,140	22,462	2.45	40,460	22,091	2.56	39,440	21,534	2.72	38,420	20,977	2.90	37,060	20,235	3.12	34,340	18,750	3.43
27	81	16	61	33,660	31,842	2.27	32,640	30,877	2.39	31,620	29,913	2.52	30,260	28,626	2.70	28,900	27,339	2.90	27,200	25,731	3.17
27	81	18	64	36,040	29,769	2.34	35,020	28,927	2.45	34,000	28,084	2.61	32,980	27,241	2.79	31,620	26,118	2.94	29,580	24,433	3.23
27	81	20	68	38,760	27,365	2.39	38,080	26,884	2.52	37,060	26,164	2.68	35,700	25,204	2.83	34,340	24,244	3.03	31,620	22,324	3.32
27	81	22	72	41,140	24,108	2.45	40,460	23,710	2.56	39,440	23,112	2.72	38,420	22,514	2.90	37,060	21,717	3.12	34,340	20,123	3.43
28	82	16	61	33,660	33,189	2.27	32,640	32,183	2.39	31,620	31,177	2.52	30,260	29,836	2.70	28,900	28,495	2.90	27,200	26,819	3.17
28	82	18	64	36,040	31,211	2.34	35,020	30,327	2.45	34,000	29,444	2.61	32,980	28,561	2.79	31,620	27,383	2.94	29,580	25,616	3.23
28	82	20	68	38,760	28,915	2.39	38,080	28,408	2.52	37,060	27,647	2.68	35,700	26,632	2.83	34,340	25,618	3.03	31,620	23,589	3.32
28	82	22	72	41,140	25,754	2.45	40,460	25,328	2.56	39,440	24,689	2.72	38,420	24,051	2.90	37,060	23,200	3.12	34,340	21,497	3.43
30	86	16	61	33,660	33,660	2.27	32,640	32,640	2.39	31,620	31,620	2.52	30,260	30,260	2.70	28,900	28,900	2.90	27,200	27,200	3.17
30	86	18	64	36,040	34,094	2.34	35,020	33,129	2.45	34,000	32,164	2.61	32,980	31,199	2.79	31,620	29,913	2.94	29,580	27,983	3.23
30	86	20	68	38,760	32,016	2.39	38,080	31,454	2.52	37,060	30,612	2.68	35,700	29,488	2.83	34,340	28,365	3.03	31,620	26,118	3.32
30	86	22	72	41,140	29,045	2.45	40,460	28,565	2.56	39,440	27,845	2.72	38,420	27,125	2.90	37,060	26,164	3.12	34,340	24,244	3.43
32	90	16	61	33,660	33,660	2.27	32,640	32,640	2.39	31,620	31,620	2.52	30,260	30,260	2.70	28,900	28,900	2.90	27,200	27,200	3.17
32	90	18	64	36,040	36,040	2.34	35,020	35,020	2.45	34,000	34,000	2.61	32,980	32,980	2.79	31,620	31,620	2.94	29,580	29,580	3.23
32	90	20	68	38,760	35,117	2.39	38,080	34,500	2.52	37,060	33,576	2.68	35,700	32,344	2.83	34,340	31,112	3.03	31,620	28,648	3.32
32	90	22	72	41,140	32,336	2.45	40,460	31,802	2.56	39,440	31,000	2.72	38,420	30,198	2.90	37,060	29,129	3.12	34,340	26,991	3.43
34	93	16	61	33,660	33,660	2.27	32,640	32,640	2.39	31,620	31,620	2.52	30,260	30,260	2.70	28,900	28,900	2.90	27,200	27,200	3.17
34	93	18	64	36,040	36,040	2.34	35,020	35,020	2.45	34,000	34,000	2.61	32,980	32,980	2.79	31,620	31,620	2.94	29,580	29,580	3.23
34	93	20	68	38,760	38,217	2.39	38,080	37,547	2.52	37,060	36,541	2.68	35,700	35,200	2.83	34,340	33,859	3.03	31,620	31,177	3.32
34	93	22	72	41,140	35,627	2.45	40,460	35,038	2.56	39,440	34,155	2.72	38,420	33,272	2.90	37,060	32,094	3.12	34,340	29,738	3.43

Note: CA : Capacity (Btu/h) SHC : Sensible heat capacity (Btu/h) P.C. : Power consumption (kW)
D.B. : Dry-bulb temperature W.B. : Wet-bulb temperature

PEA-A18AA×2/PUZ-HA36NHA2

CAPACITY(BTU/H) : 34,000 INPUT(kW) : 2.70 SHF : 0.78

Indoor intake air D.B.(°C)	Indoor intake air D.B.(°F)	Indoor intake air W.B.(°C)	Indoor intake air W.B.(°F)	Outdoor intake air °C/°F D.B.																	
				20/68			19/72			30/86			35/95			40/104			45/115		
				CA	SHC	P.C.	CA	SHC	P.C.	CA	SHC	P.C.	CA	SHC	P.C.	CA	SHC	P.C.	CA	SHC	P.C.
20	68	11	61	33,610	24,101	2.19	32,640	23,370	2.29	31,570	22,640	2.42	30,260	21,666	2.59	28,900	20,692	2.79	27,200	19,475	3.04
20	68	18	64	36,040	21,480	2.25	35,020	20,872	2.36	34,000	20,264	2.51	32,980	19,656	2.68	31,620	18,846	2.83	29,580	17,630	3.11
22	72	16	61	33,660	26,793	2.19	32,640	25,981	2.29	31,620	25,170	2.42	30,260	24,087	2.59	28,900	23,004	2.79	27,200	21,651	3.04
22	72	18	64	36,040	24,363	2.25	35,020	23,674	2.36	34,000	22,984	2.51	32,980	22,294	2.68	31,620	21,375	2.83	29,580	19,996	3.11
22	72	20	68	38,760	21,551	2.29	38,080	21,172	2.42	37,060	20,605	2.57	35,700	19,849	2.72	34,340	19,093	2.91	31,620	17,581	3.19
24	75	16	61	33,660	29,486	2.19	32,640	28,593	2.29	31,620	27,699	2.42	30,260	26,508	2.59	28,900	25,316	2.79	27,200	23,827	3.04
24	75	18	64	36,040	27,246	2.25	35,020	26,475	2.36	34,000	25,704	2.51	32,980	24,933	2.68	31,620	23,905	2.83	29,580	22,362	3.11
24	75	20	68	38,760	24,651	2.29	38,080	24,219	2.42	37,060	23,570	2.57	35,700	22,705	2.72	34,340	21,840	2.91	31,620	20,110	3.19
24	75	22	72	41,140	21,228	2.36	40,460	20,877	2.46	39,440	20,351	2.61	38,420	19,825	2.79	37,060	19,123	3.00	34,340	17,719	3.30
26	79	16	61	33,660	32,179	2.19	32,640	31,204	2.29	31,620	30,229	2.42	30,260	28,929	2.59	28,900	27,628	2.79	27,200	26,003	3.04
26	79	18	64	36,040	30,129	2.25	35,020	29,277	2.36	34,000	28,424	2.51	32,980	27,571	2.68	31,620	26,434	2.83	29,580	24,729	3.11
26	79	20	68	38,760	27,752	2.29	38,080	27,265	2.42	37,060	26,535	2.57	35,700	25,561	2.72	34,340	24,587	2.91	31,620	22,640	3.19
26	79	22	72	41,140	24,519	2.36	40,460	24,114	2.46	39,440	23,506	2.61	38,420	22,898	2.79	37,060	22,088	3.00	34,340	20,467	3.30
27	81	16	61	33,660	33,525	2.19	32,640	32,509	2.29	31,620	31,494	2.42	30,260	30,139	2.59	28,900	28,784	2.79	27,200	27,091	3.04
27	81	18	64	36,040	31,571	2.25	35,020	30,678	2.36	34,000	29,784	2.51	32,980	28,890	2.68	31,620	27,699	2.83	29,580	25,912	3.11
27	81	20	68	38,760	29,303	2.29	38,080	28,788	2.42	37,060	28,017	2.57	35,700	26,989	2.72	34,340	25,961	2.91	31,620	23,905	3.19
27	81	22	72	41,140	26,165	2.36	40,460	25,733	2.46	39,440	25,084	2.61	38,420	24,435	2.79	37,060	23,570	3.00	34,340	21,840	3.30
28	82	16	61	33,660	33,660	2.19	32,640	32,640	2.29	31,620	31,620	2.42	30,260	30,260	2.59	28,900	28,900	2.79	27,200	27,200	3.04
28	82	18	64	36,040	33,013	2.25	35,020	32,078	2.36	34,000	31,144	2.51	32,980	30,210	2.68	31,620	28,964	2.83	29,580	27,095	3.11
28	82	20	68	38,760	30,853	2.29	38,080	30,312	2.42	37,060	29,500	2.57	35,700	28,417	2.72	34,340	27,335	2.91	31,620	25,170	3.19
28	82	22	72	41,140	27,811	2.36	40,460	27,351	2.46	39,440	26,661	2.61	38,420	25,972	2.79	37,060	25,053	3.00	34,340	23,214	3.30
30	86	16	61	33,660	33,660	2.19	32,640	32,640	2.29	31,620	31,620	2.42	30,260	30,260	2.59	28,900	28,900	2.79	27,200	27,200	3.04
30	86	18	64	36,040	35,896	2.25	35,020	34,880	2.36	34,000	33,864	2.51	32,980	32,848	2.68	31,620	31,494	2.83	29,580	29,462	3.11
30	86	20	68	38,760	33,954	2.29	38,080	33,358	2.42	37,060	32,465	2.57	35,700	31,273	2.72	34,340	30,082	2.91	31,620	27,699	3.19
30	86	22	72	41,140	31,102	2.36	40,460	30,588	2.46	39,440	29,817	2.61	38,420	29,046	2.79	37,060	28,017	3.00	34,340	25,961	3.30
32	90	16	61	33,660	33,660	2.19	32,640	32,640	2.29	31,620	31,620	2.42	30,260	30,260	2.59	28,900	28,900	2.79	27,200	27,200	3.04
32	90	18	64	36,040	36,040	2.25	35,020	35,020	2.36	34,000	34,000	2.51	32,980	32,980	2.68	31,620	31,620	2.83	29,580	29,580	3.11
32	90	20	68	38,760	37,055	2.29	38,080	36,404	2.42	37,060	35,429	2.57	35,700	34,129	2.72	34,340	32,829	2.91	31,620	30,229	3.19
32	90	22	72	41,140	34,393	2.36	40,460	33,825	2.46	39,440	32,972	2.61	38,420	32,119	2.79	37,060	30,982	3.00	34,340	28,708	3.30
34	93	16	61	33,660	33,660	2.19	32,640	32,640	2.29	31,620	31,620	2.42	30,260	30,260	2.59	28,900	28,900	2.79	27,200	27,200	3.04
34	93	18	64	36,040	36,040	2.25	35,020	35,020	2.36	34,000	34,000	2.51	32,980	32,980	2.68	31,620	31,620	2.83	29,580	29,580	3.11
34	93	20	68	38,760	38,760	2.29	38,080	38,080	2.42	37,060	37,060	2.57	35,700	35,700	2.72	34,340	34,340	2.91	31,620	31,620	3.19
34	93	22	72	41,140	37,684	2.36	40,460	37,061	2.46	39,440	36,127	2.61	38,420	35,193	2.79	37,060	33,942	3.00	34,340	31,451	3.30

Note: CA : Capacity (Btu/h) SHC : Sensible heat capacity (Btu/h) P.C. : Power consumption (kW)
D.B. : Dry-bulb temperature W.B. : Wet-bulb temperature

PEAD-A30AA/PUZ-HA30NHA2

CAPACITY(BTU/H) : 30,000 INPUT(kW) : 2.50 SHF : 0.67

Indoor intake air D.B.(°C)	Indoor intake air D.B.(°F)	Indoor intake air W.B.(°C)	Indoor intake air W.B.(°F)	Outdoor intake air °C/°F D.B.																	
				20/68			25/77			30/86			35/95			40/104			45/115		
				CA	SHC	P.C.	CA	SHC	P.C.	CA	SHC	P.C.	CA	SHC	P.C.	CA	SHC	P.C.	CA	SHC	P.C.
20	68	16	61	29,700	17,998	2.02	28,800	17,453	2.12	27,900	16,907	2.24	26,700	16,180	2.40	25,500	15,453	2.58	24,000	14,544	2.82
20	68	18	64	31,800	15,455	2.08	30,900	15,017	2.18	30,000	14,580	2.32	29,100	14,143	2.48	27,900	13,559	2.62	26,100	12,685	2.88
22	72	16	61	29,700	20,374	2.02	28,800	19,757	2.12	27,900	19,139	2.24	26,700	18,316	2.40	25,500	17,493	2.58	24,000	16,464	2.82
22	72	18	64	31,800	17,999	2.08	30,900	17,489	2.18	30,000	16,980	2.32	29,100	16,471	2.48	27,900	15,791	2.62	26,100	14,773	2.88
22	72	20	68	34,200	15,253	2.12	33,600	14,986	2.24	32,700	14,584	2.38	31,500	14,049	2.52	30,300	13,514	2.70	27,900	12,443	2.96
24	75	16	61	29,700	22,750	2.02	28,800	22,061	2.12	27,900	21,371	2.24	26,700	20,452	2.40	25,500	19,533	2.58	24,000	18,384	2.82
24	75	18	64	31,800	20,543	2.08	30,900	19,961	2.18	30,000	19,380	2.32	29,100	18,799	2.48	27,900	18,023	2.62	26,100	16,861	2.88
24	75	20	68	34,200	17,989	2.12	33,600	17,674	2.24	32,700	17,200	2.38	31,500	16,569	2.52	30,300	15,938	2.70	27,900	14,675	2.96
24	75	22	72	36,300	14,738	2.18	35,700	14,494	2.28	34,800	14,129	2.42	33,900	13,763	2.58	32,700	13,276	2.78	30,300	12,302	3.06
26	79	16	61	29,700	25,126	2.02	28,800	24,365	2.12	27,900	23,603	2.24	26,700	22,588	2.40	25,500	21,573	2.58	24,000	20,304	2.82
26	79	18	64	31,800	23,087	2.08	30,900	22,433	2.18	30,000	21,780	2.32	29,100	21,127	2.48	27,900	20,255	2.62	26,100	18,949	2.88
26	79	20	68	34,200	20,725	2.12	33,600	20,362	2.24	32,700	19,816	2.38	31,500	19,089	2.52	30,300	18,362	2.70	27,900	16,907	2.96
26	79	22	72	36,300	17,642	2.18	35,700	17,350	2.28	34,800	16,913	2.42	33,900	16,475	2.58	32,700	15,892	2.78	30,300	14,726	3.06
27	81	16	61	29,700	26,314	2.02	28,800	25,517	2.12	27,900	24,719	2.24	26,700	23,656	2.40	25,500	22,593	2.58	24,000	21,264	2.82
27	81	18	64	31,800	24,359	2.08	30,900	23,669	2.18	30,000	22,980	2.32	29,100	22,291	2.48	27,900	21,371	2.62	26,100	19,993	2.88
27	81	20	68	34,200	22,093	2.12	33,600	21,706	2.24	32,700	21,124	2.38	31,500	20,349	2.52	30,300	19,574	2.70	27,900	18,023	2.96
27	81	22	72	36,300	19,094	2.18	35,700	18,778	2.28	34,800	18,305	2.42	33,900	17,831	2.58	32,700	17,200	2.78	30,300	15,938	3.06
28	82	16	61	29,700	27,502	2.02	28,800	26,669	2.12	27,900	25,835	2.24	26,700	24,724	2.40	25,500	23,613	2.58	24,000	22,224	2.82
28	82	18	64	31,800	25,631	2.08	30,900	24,905	2.18	30,000	24,180	2.32	29,100	23,455	2.48	27,900	22,487	2.62	26,100	21,037	2.88
28	82	20	68	34,200	23,461	2.12	33,600	23,050	2.24	32,700	22,432	2.38	31,500	21,609	2.52	30,300	20,786	2.70	27,900	19,139	2.96
28	82	22	72	36,300	20,546	2.18	35,700	20,206	2.28	34,800	19,697	2.42	33,900	19,187	2.58	32,700	18,508	2.78	30,300	17,150	3.06
30	86	16	61	29,700	29,700	2.02	28,800	28,800	2.12	27,900	27,900	2.24	26,700	26,700	2.40	25,500	25,500	2.58	24,000	24,000	2.82
30	86	18	64	31,800	28,175	2.08	30,900	27,377	2.18	30,000	26,580	2.32	29,100	25,783	2.48	27,900	24,719	2.62	26,100	23,125	2.88
30	86	20	68	34,200	26,197	2.12	33,600	25,738	2.24	32,700	25,048	2.38	31,500	24,129	2.52	30,300	23,210	2.70	27,900	21,371	2.96
30	86	22	72	36,300	23,450	2.18	35,700	23,062	2.28	34,800	22,481	2.42	33,900	21,899	2.58	32,700	21,124	2.78	30,300	19,574	3.06
32	90	16	61	29,700	29,700	2.02	28,800	28,800	2.12	27,900	27,900	2.24	26,700	26,700	2.40	25,500	25,500	2.58	24,000	24,000	2.82
32	90	18	64	31,800	30,719	2.08	30,900	29,849	2.18	30,000	28,980	2.32	29,100	28,111	2.48	27,900	26,951	2.62	26,100	25,213	2.88
32	90	20	68	34,200	28,933	2.12	33,600	28,426	2.24	32,700	27,664	2.38	31,500	26,649	2.52	30,300	25,634	2.70	27,900	23,603	2.96
32	90	22	72	36,300	26,354	2.18	35,700	25,918	2.28	34,800	25,265	2.42	33,900	24,611	2.58	32,700	23,740	2.78	30,300	21,998	3.06
34	93	16	61	29,700	29,700	2.02	28,800	28,800	2.12	27,900	27,900	2.24	26,700	26,700	2.40	25,500	25,500	2.58	24,000	24,000	2.82
34	93	18	64	31,800	31,800	2.08	30,900	30,900	2.18	30,000	30,000	2.32	29,100	29,100	2.48	27,900	27,900	2.62	26,100	26,100	2.88
34	93	20	68	34,200	31,669	2.12	33,600	31,114	2.24	32,700	30,280	2.38	31,500	29,169	2.52	30,300	28,058	2.70	27,900	25,835	2.96
34	93	22	72	36,300	29,258	2.18	35,700	28,774	2.28	34,800	28,049	2.42	33,900	27,323	2.58	32,700	26,356	2.78	30,300	24,422	3.06

PEAD-A36AA/PUZ-HA36NHA2

CAPACITY(BTU/H) : 34,000 INPUT(kW) : 2.80 SHF : 0.76

Indoor intake air D.B.(°C)	Indoor intake air D.B.(°F)	Indoor intake air W.B.(°C)	Indoor intake air W.B.(°F)	Outdoor intake air °C/°F D.B.																	
				20/68			25/77			30/86			35/95			40/104			45/115		
				CA	SHC	P.C.	CA	SHC	P.C.	CA	SHC	P.C.	CA	SHC	P.C.	CA	SHC	P.C.	CA	SHC	P.C.
20	68	16	61	33,660	23,427	2.27	32,640	22,717	2.38	31,620	22,008	2.51	30,260	21,061	2.69	28,900	20,114	2.89	27,200	18,931	3.16
20	68	18	64	36,040	20,759	2.33	35,020	20,172	2.44	34,000	19,584	2.60	32,980	18,996	2.78	31,620	18,213	2.93	29,580	17,038	3.22
22	72	16	61	33,660	26,120	2.27	32,640	25,329	2.38	31,620	24,537	2.51	30,260	23,482	2.69	28,900	22,426	2.89	27,200	21,107	3.16
22	72	18	64	36,040	23,642	2.33	35,020	22,973	2.44	34,000	22,304	2.60	32,980	21,635	2.78	31,620	20,743	2.93	29,580	19,404	3.22
22	72	20	68	38,760	20,775	2.38	38,080	20,411	2.51	37,060	19,864	2.67	35,700	19,135	2.82	34,340	18,406	3.02	31,620	16,948	3.31
24	75	16	61	33,660	28,813	2.27	32,640	27,940	2.38	31,620	27,067	2.51	30,260	25,903	2.69	28,900	24,738	2.89	27,200	23,283	3.16
24	75	18	64	36,040	26,525	2.33	35,020	25,775	2.44	34,000	25,024	2.60	32,980	24,273	2.78	31,620	23,272	2.93	29,580	21,771	3.22
24	75	20	68	38,760	23,876	2.38	38,080	23,457	2.51	37,060	22,829	2.67	35,700	21,991	2.82	34,340	21,153	3.02	31,620	19,478	3.31
24	75	22	72	41,140	20,405	2.44	40,460	20,068	2.56	39,440	19,562	2.71	38,420	19,056	2.89	37,060	18,382	3.11	34,340	17,033	3.42
26	79	16	61	33,660	31,506	2.27	32,640	30,551	2.38	31,620	29,596	2.51	30,260	28,323	2.69	28,900	27,050	2.89	27,200	25,459	3.16
26	79	18	64	36,040	29,409	2.33	35,020	28,576	2.44	34,000	27,744	2.60	32,980	26,912	2.78	31,620	25,802	2.93	29,580	24,137	3.22
26	79	20	68	38,760	26,977	2.38	38,080	26,504	2.51	37,060	25,794	2.67	35,700	24,847	2.82	34,340	23,901	3.02	31,620	22,008	3.31
26	79	22	72	41,140	23,697	2.44	40,460	23,305	2.56	39,440	22,717	2.71	38,420	22,130	2.89	37,060	21,347	3.11	34,340	19,780	3.42
27	81	16	61	33,660	32,852	2.27	32,640	31,857	2.38	31,620	30,861	2.51	30,260	29,534	2.69	28,900	28,206	2.89	27,200	26,547	3.16
27	81	18	64	36,040	30,850	2.33	35,020	29,977	2.44	34,000	29,104	2.60	32,980	28,231	2.78	31,620	27,067	2.93	29,580	25,320	3.22
27	81	20	68	38,760	28,527	2.38	38,080	28,027	2.51	37,060	27,276	2.67	35,700	26,275	2.82	34,340	25,274	3.02	31,620	23,272	3.31
27	81	22	72	41,140	25,342	2.44	40,460	24,923	2.56	39,440	24,295	2.71	38,420	23,667	2.89	37,060	22,829	3.11	34,340	21,153	3.42
28	82	16	61	33,660	33,660	2.27	32,640	32,640	2.38	31,620	31,620	2.51	30,260	30,260	2.69	28,900	28,900	2.89	27,200	27,200	3.16
28	82	18	64	36,040	32,292	2.33	35,020	31,378	2.44	34,000	30,464	2.60	32,980	29,550	2.78	31,620	28,332	2.93	29,580	26,504	3.22
28	82	20	68	38,760	30,078	2.38	38,080	29,550	2.51	37,060	28,759	2.67	35,700	27,703	2.82	34,340	26,648	3.02	31,620	24,537	3.31
28	82	22	72	41,140	26,988	2.44	40,460	26,542	2.56	39,440	25,873	2.71	38,420	25,204	2.89	37,060	24,311	3.11	34,340	22,527	3.42
30	86	16	61	33,660	33,660	2.27	32,640	32,640	2.38	31,620	31,620	2.51	30,260	30,260	2.69	28,900	28,900	2.89	27,200	27,200	3.16
30	86	18	64	36,040	35,175	2.33	35,020	34,180	2.44	34,000	33,184	2.60	32,980	32,188	2.78	31,620	30,861	2.93	29,580	28,870	3.22
30	86	20	68	38,760	33,179	2.38	38,080	32,596	2.51	37,060	31,723	2.67	35,700	30,559	2.82	34,340	29,395	3.02	31,620	27,067	3.31
30	86	22	72	41,140	30,279	2.44	40,460	29,779	2.56	39,440	29,028	2.71	38,420	28,277	2.89	37,060	27,276	3.11	34,340	25,274	3.42
32	90	16	61	33,660	33,660	2.27	32,640	32,640	2.38	31,620	31,620	2.51	30,260	30,260	2.69	28,900	28,900	2.89	27,200	27,200	3.16
32	90	18	64	36,040	36,040	2.33	35,020	35,020	2.44	34,000	34,000	2.60	32,980	32,980	2.78	31,620	31,620	2.93	29,580	29,580	3.22
32	90	20	68	38,760	36,279	2.38	38,080	35,643	2.51	37,060	34,688	2.67	35,700	33,415	2.82	34,340	32,142	3.02	31,620	29,596	3.31
32	90	22	72	41,140	33,570	2.44	40,460	33,015	2.56	39,440	32,183	2.71	38,420	31,351	2.89	37,060	30,241	3.11	34,340	28,021	3.42
34	93	16	61	33,660	33,660	2.27	32,640	32,640	2.38	31,620	31,620	2.51	30,260	30,260	2.69	28,900	28,900	2.89	27,200	27,200	3.16
34	93	18	64	36,040	36,040	2.33	35,020	35,020	2.44	34,000	34,000	2.60	32,980	32,980	2.78	31,620	31,620	2.93	29,580	29,580	3.22
34	93	20	68	38,760	38,760	2.38	38,080	38,080	2.51	37,060	37,060	2.67	35,700	35,700	2.82	34,340	34,340	3.02	31,620	31,620	3.31
34	93	22	72	41,140	36,861	2.44	40,460	36,252	2.56	39,440	35,338	2.71	38,420	34,424	2.89	37,060	33,206	3.11	34,340	30,769	3.42

Note: CA : Capacity (Btu/h) SHC : Sensible heat capacity (Btu/h) P.C. : Power consumption (kW)
D.B. : Dry-bulb temperature W.B. : Wet-bulb temperature

8-2-2. HEATING CAPACITY

Model Name	Capacity Btu/h	Input kW	Indoor intake air D.B.(°C)	Indoor intake air D.B.(°F)	Outdoor intake air °C/°F W.B.																	
					-25/-13		-20/-4		-15/5		-10/14		-5/23		0/32		5/41		10/50		15/59	
					CA	P.C.	CA	P.C.	CA	P.C.	CA	P.C.	CA	P.C.	CA	P.C.	CA	P.C.	CA	P.C.	CA	P.C.
PLA-A30BA	32,000	3.44	16	60	26,880	6.36	30,080	6.31	33,280	6.26	33,280	5.88	33,280	5.40	33,280	4.41	33,280	3.33	36,480	3.66	40,320	3.89
			21	70	25,600	6.58	28,800	6.52	32,000	6.47	32,000	6.10	32,000	5.61	32,000	4.62	32,000	3.62	35,200	3.87	38,880	4.18
			27	80	24,320	6.79	27,520	6.74	30,720	6.68	30,720	6.31	30,720	5.83	30,720	4.84	30,720	3.87	33,920	4.16	37,600	4.52
PLA-A36BA	38,000	3.23	16	60	31,920	5.97	35,720	5.92	39,520	5.87	39,520	5.52	39,520	5.07	39,520	4.14	39,520	3.13	43,320	3.43	47,880	3.65
			21	70	30,400	6.17	34,200	6.12	38,000	6.07	38,000	5.72	38,000	5.27	38,000	4.34	38,000	3.40	41,800	3.63	46,170	3.92
			27	80	28,880	6.38	32,680	6.33	36,480	6.28	36,480	5.92	36,480	5.47	36,480	4.54	36,480	3.63	40,280	3.90	44,650	4.24

Model Name	Capacity Btu/h	Input kW	Indoor intake air D.B.(°C)	Indoor intake air D.B.(°F)	Outdoor intake air °C/°F W.B.																	
					-25/-13		-20/-4		-15/5		-10/14		-5/23		0/32		5/41		10/50		15/59	
					CA	P.C.	CA	P.C.	CA	P.C.	CA	P.C.	CA	P.C.	CA	P.C.	CA	P.C.	CA	P.C.	CA	P.C.
PKA-A30KA	32,000	2.93	16	60	26,880	5.42	30,080	5.37	33,280	5.33	33,280	5.01	33,280	4.60	33,280	3.76	33,280	2.84	36,480	3.11	40,320	3.31
			21	70	25,600	5.60	28,800	5.56	32,000	5.51	32,000	5.19	32,000	4.78	32,000	3.94	32,000	3.08	35,200	3.30	38,880	3.56
			27	80	24,320	5.78	27,520	5.74	30,720	5.69	30,720	5.37	30,720	4.96	30,720	4.12	30,720	3.30	33,920	3.54	37,600	3.85
PKA-A36KA	38,000	3.41	16	60	31,920	6.31	35,720	6.25	39,520	6.20	39,520	5.83	39,520	5.35	39,520	4.37	39,520	3.30	43,320	3.62	47,880	3.86
			21	70	30,400	6.52	34,200	6.47	38,000	6.41	38,000	6.04	38,000	5.57	38,000	4.58	38,000	3.59	41,800	3.84	46,170	4.14
			27	80	28,880	6.73	32,680	6.68	36,480	6.63	36,480	6.25	36,480	5.78	36,480	4.80	36,480	3.84	40,280	4.12	44,650	4.48

Model Name	Capacity Btu/h	Input kW	Indoor intake air D.B.(°C)	Indoor intake air D.B.(°F)	Outdoor intake air °C/°F W.B.																	
					-25/-13		-20/-4		-15/5		-10/14		-5/23		0/32		5/41		10/50		15/59	
					CA	P.C.	CA	P.C.	CA	P.C.	CA	P.C.	CA	P.C.	CA	P.C.	CA	P.C.	CA	P.C.	CA	P.C.
PCA-A30KA	32,000	2.99	16	60	26,880	5.53	30,080	5.48	33,280	5.44	33,280	5.11	33,280	4.69	33,280	3.83	33,280	2.90	36,480	3.18	40,320	3.38
			21	70	25,600	5.72	28,800	5.67	32,000	5.62	32,000	5.30	32,000	4.88	32,000	4.02	32,000	3.15	35,200	3.36	38,880	3.63
			27	80	24,320	5.90	27,520	5.86	30,720	5.81	30,720	5.48	30,720	5.07	30,720	4.21	30,720	3.36	33,920	3.61	37,600	3.93
PCA-A36KA	38,000	3.27	16	60	31,920	6.05	35,720	6.00	39,520	5.95	39,520	5.59	39,520	5.13	39,520	4.19	39,520	3.17	43,320	3.48	47,880	3.70
			21	70	30,400	6.25	34,200	6.20	38,000	6.15	38,000	5.79	38,000	5.34	38,000	4.40	38,000	3.44	41,800	3.68	46,170	3.97
			27	80	28,880	6.45	32,680	6.40	36,480	6.35	36,480	6.00	36,480	5.54	36,480	4.60	36,480	3.68	40,280	3.95	44,650	4.29

Model Name	Capacity Btu/h	Input kW	Indoor intake air D.B.(°C)	Indoor intake air D.B.(°F)	Outdoor intake air °C/°F W.B.																	
					-25/-13		-20/-4		-15/5		-10/14		-5/23		0/32		5/41		10/50		15/59	
					CA	P.C.	CA	P.C.	CA	P.C.	CA	P.C.	CA	P.C.	CA	P.C.	CA	P.C.	CA	P.C.	CA	P.C.
PCA-A30KA	32000	2.99	16	60	26880	5.53	30080	5.48	33280	5.44	33280	5.11	33280	4.69	33280	3.83	33280	2.90	36480	3.18	40320	3.38
			21	70	25600	5.72	28800	5.67	32000	5.62	32000	5.30	32000	4.88	32000	4.02	32000	3.15	35200	3.36	38880	3.63
			27	80	24320	5.90	27520	5.86	30720	5.81	30720	5.48	30720	5.07	30720	4.21	30720	3.36	33920	3.61	37600	3.93
PCA-A36KA	38000	3.27	16	60	31920	6.05	35720	6.00	39520	5.95	39520	5.59	39520	5.13	39520	4.19	39520	3.17	43320	3.48	47880	3.70
			21	70	30400	6.25	34200	6.20	38000	6.15	38000	5.79	38000	5.34	38000	4.40	38000	3.44	41800	3.68	46170	3.97
			27	80	28880	6.45	32680	6.40	36480	6.35	36480	6.00	36480	5.54	36480	4.60	36480	3.68	40280	3.95	44650	4.29

Model Name	Capacity Btu/h	Input kW	Indoor intake air D.B.(°C)	Indoor intake air D.B.(°F)	Outdoor intake air °C/°F W.B.																	
					-25/-13		-20/-4		-15/5		-10/14		-5/23		0/32		5/41		10/50		15/59	
					CA	P.C.	CA	P.C.	CA	P.C.	CA	P.C.	CA	P.C.	CA	P.C.	CA	P.C.	CA	P.C.	CA	P.C.
PEAD-A30AA	32,000	2.75	16	60	26,880	5.09	30,080	5.04	33,280	5.00	33,280	4.70	33,280	4.32	33,280	3.53	33,280	2.66	36,480	2.92	40,320	3.11
			21	70	25,600	5.26	28,800	5.21	32,000	5.17	32,000	4.87	32,000	4.49	32,000	3.70	32,000	2.89	35,200	3.09	38,880	3.34
			27	80	24,320	5.43	27,520	5.39	30,720	5.34	30,720	5.04	30,720	4.66	30,720	3.87	30,720	3.09	33,920	3.32	37,600	3.61
PEAD-A36AA	38,000	3.15	16	60	31,920	5.83	35,720	5.78	39,520	5.73	39,520	5.39	39,520	4.94	39,520	4.04	39,520	3.05	43,320	3.35	47,880	3.56
			21	70	30,400	6.02	34,200	5.97	38,000	5.92	38,000	5.58	38,000	5.14	38,000	4.23	38,000	3.31	41,800	3.54	46,170	3.82
			27	80	28,880	6.22	32,680	6.17	36,480	6.12	36,480	5.78	36,480	5.34	36,480	4.43	36,480	3.54	40,280	3.81	44,650	4.14

Model Name	Capacity Btu/h	Input kW	Indoor intake air D.B.(°C)	Indoor intake air D.B.(°F)	Outdoor intake air °C/°F W.B.																	
					-25/-13		-20/-4		-15/5		-10/14		-5/23		0/32		5/41		10/50		15/59	
					CA	P.C.	CA	P.C.	CA	P.C.	CA	P.C.	CA	P.C.	CA	P.C.	CA	P.C.	CA	P.C.	CA	P.C.
PEA-A18AA×2	38000	3.15	16	60	31920	5.83	35720	5.78	39520	5.73	39520	5.39	39520	4.94	39520	4.04	39520	3.05	43320	3.35	47880	3.56
			21	70	30400	6.02	34200	5.97	38000	5.92	38000	5.58	38000	5.14	38000	4.23	38000	3.31	41800	3.54	46170	3.82
			27	80	28880	6.22	32680	6.17	36480	6.12	36480	5.78	36480	5.34	36480	4.43	36480	3.54	40280	3.81	44650	4.14

Note: CA : Capacity (Btu/h) P.C. : Power consumption (kW)
D.B. : Dry-bulb temperature W.B. : Wet-bulb temperature

9 CORRECTION FACTORS

9-1. INVERTER

9-1-1. COOLING CAPACITY CORRECTION FACTORS

Outdoor unit	Refrigerant piping length (one way)					
	5m (16ft)	10m (33ft)	20m (70ft)	30m (100ft)	40m (130ft)	50m (165ft)
PUY-A12/18 PUZ-A18	1.00	0.985	0.957	0.931	–	–
PUY-A24/30/36 PUZ-A24/30/36	1.00	0.988	0.966	0.946	0.929	0.913
PUY-A42 PUZ-A42	1.00	0.985	0.957	0.931	0.908	0.886

9-1-2. HEATING CAPACITY CORRECTION FACTORS

Outdoor unit	Refrigerant piping length (one way)					
	5m (16ft)	10m (33ft)	20m (70ft)	30m (100ft)	40m (130ft)	50m (165ft)
PUZ-A18	1.00	0.997	0.991	0.985	–	–
PUZ-A24/30/36	1.00	0.997	0.991	0.985	0.979	0.973
PUZ-A42	1.00	0.997	0.991	0.985	0.979	0.973

9-1-3. CAPACITY CORRECTION

Cooling and heating capacity is lowered according to pipe length. Capacity can be obtained by referring to the capacity curves below.
Corrected pipe length (m) = actual pipe length (m) + number of bends x 0.3 (m)
Corrected pipe length (ft) = actual pipe length (ft) + number of bends x 1 (ft)

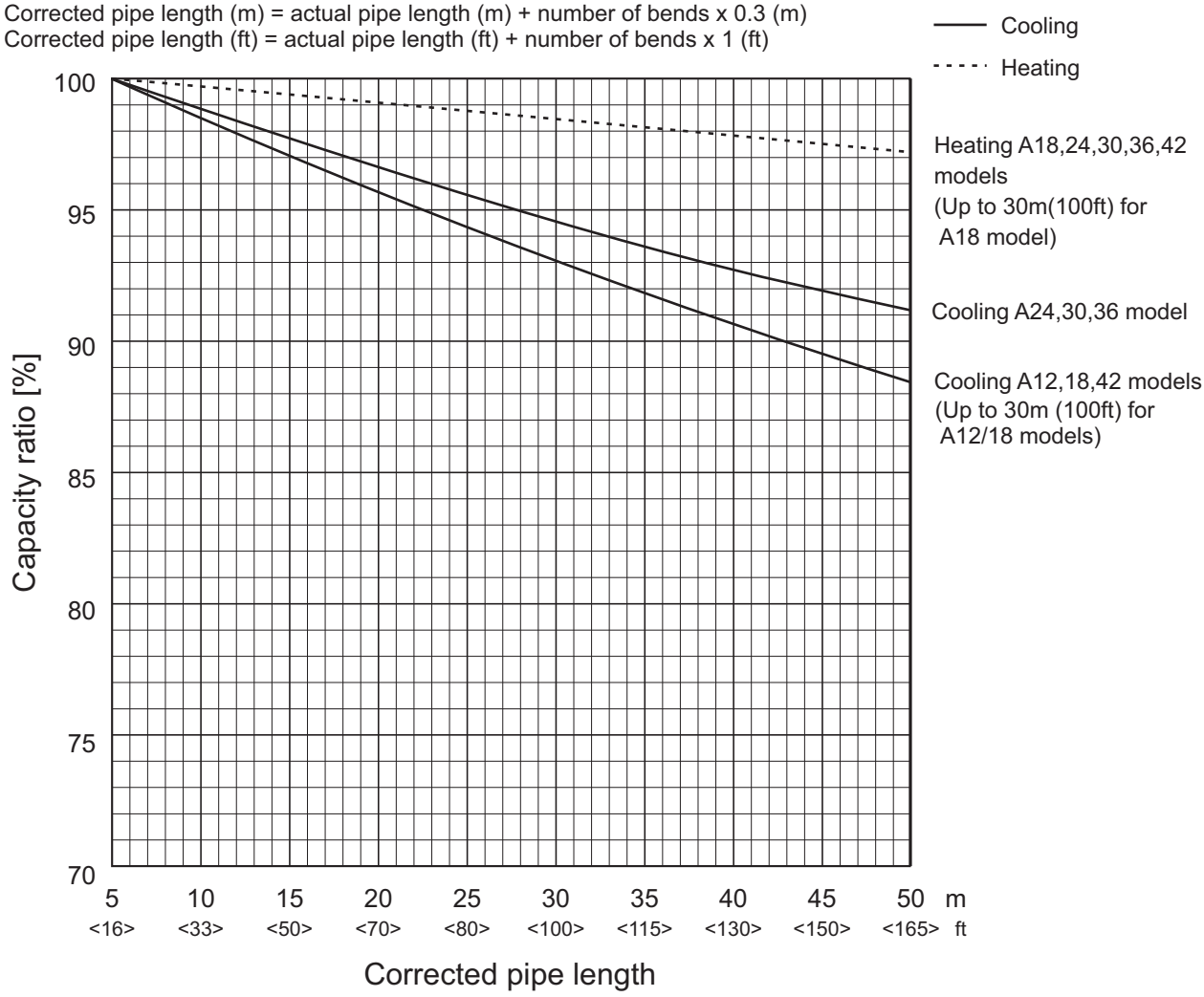

9-1-4. ADDITION OF REFRIGERANT

• Additional charging is not necessary if the pipe length does not exceed 20 m(70 ft) for A12-A36 or 30 m(100 ft) for A42.
• If the pipe length exceeds the specified length above, charge the unit with additional R410A refrigerant according to the permitted pipe lengths in the chart below.
  * When the unit is stopped, charge the unit with the additional refrigerant through the liquid stop valve after the pipe extensions and indoor unit have been vacuumized.
  * When the unit is operating, add refrigerant to the gas check valve using a safety charger. Do not add liquid refrigerant directly to the check valve.
  * After charging the unit with refrigerant, note the added refrigerant amount on the service label (attached to the unit).
• Be careful when installing multiple units. Connecting to an incorrect indoor unit can lead to abnormally high pressure and have a serious effect on operation performance.

Model	Max. pipe length	Max. height difference	Additional refrigerant charging amount (kg/oz)										
			20 m 70 ft	25 m 80 ft	27 m 90 ft	30 m 100 ft	33.5 m 110 ft	36.6 m 120 ft	40 m 130 ft	43 m 140 ft	45.5 m 150 ft	48.8 m 160 ft	50 m 165 ft
A12, A18	30 m, 100 ft	30 m, 100 ft	0	0.06 kg 2 oz	0.11 kg 4 oz	0.17 kg 6 oz	–	–	–	–	–	–	–
A24, A30, A36	50 m, 165 ft	30 m, 100 ft	0	0.17 kg 6 oz	0.34 kg 12 oz	0.51 kg 18 oz	0.68 kg 24 oz	0.85 kg 30 oz	1.02 kg 36 oz	1.19 kg 42 oz	1.36 kg 48 oz	1.53 kg 54 oz	1.70 kg 60 oz
A42	50 m, 16 5 ft	30 m, 100 ft	0	0	0	0	0.17 kg 6 oz	0.34 kg 12 oz	0.51 kg 18 oz	0.68 kg 24 oz	0.85 kg 30 oz	1.02 kg 36 oz	1.19 kg 42 oz

9-2. HYPER HEATING INVERTER

9-2-1. COOLING CAPACITY CORRECTION FACTORS

Outdoor unit	Refrigerant piping length (one way)									
	5m (16ft)	10m (33ft)	20m (70ft)	30m (100ft)	40m (130ft)	50m (165ft)	55m (180ft)	60m (195ft)	70m (230ft)	80m (260ft)
PUZ-HA30NHA2 PUZ-HA36NHA2	1.00	0.985	0.957	0.931	0.908	0.886	0.876	0.865	0.846	0.829

9-2-2. HEATING CAPACITY CORRECTION FACTORS

Outdoor unit	Refrigerant piping length (one way)									
	5m (16ft)	10m (33ft)	20m (70ft)	30m (100ft)	40m (130ft)	50m (165ft)	55m (180ft)	60m (195ft)	70m (230ft)	80m (260ft)
PUZ-HA30NHA2 PUZ-HA36NHA2	1.00	0.997	0.991	0.985	0.979	0.973	0.970	0.967	0.961	0.955

9-2-3. CAPACITY CORRECTION

Cooling and heating capacity is lowered according to pipe length. Capacity can be obtained by referring to the capacity curves below.
Corrected pipe length (m) = actual pipe length (m) + number of bends x 0.3 (m)
Corrected pipe length (ft) = actual pipe length (ft) + number of bends x 1 (ft)

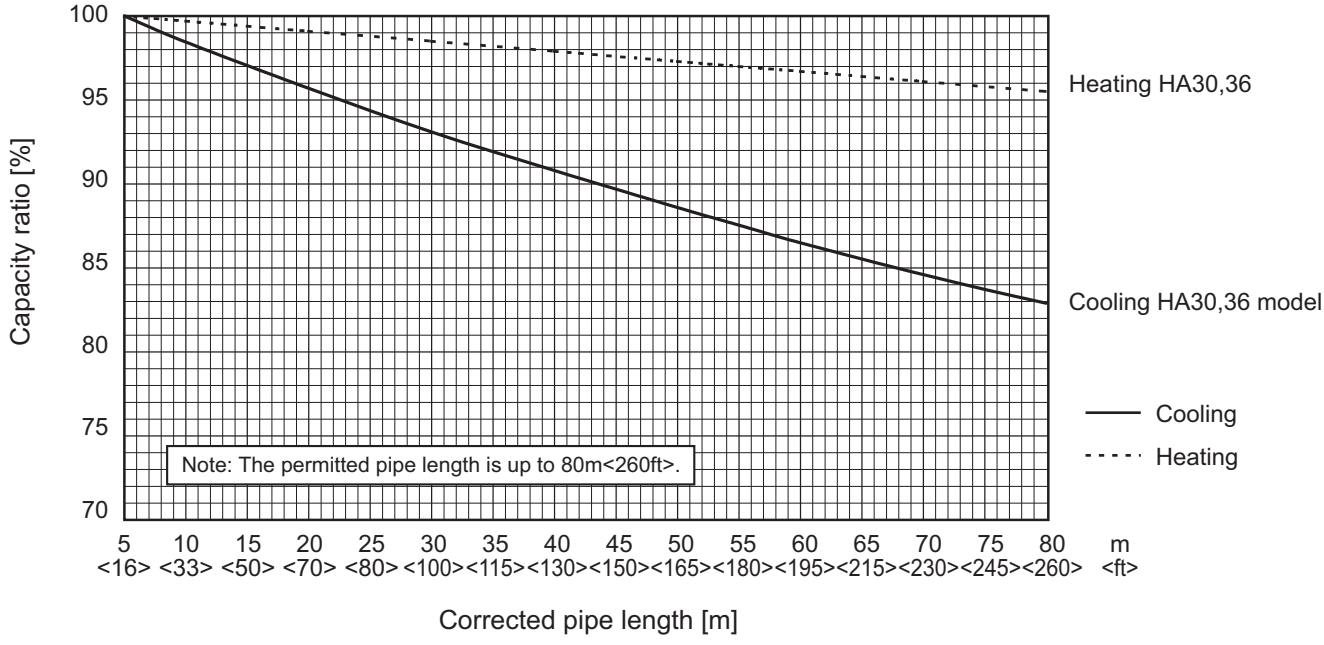

When HAs pipe is one size larger than standard size, capacity can be obtained by referring to capacity curves of standard size.

9-2-4. ADDITION OF REFRIGERANT

- Additional charging is not necessary if the pipe length does not exceed 30 m (100 ft).
- If the pipe length exceeds the specified length above, charge the unit with additional R410A refrigerant according to the permitted pipe lengths in the chart below.
  - * When the unit is stopped, charge the unit with the additional refrigerant through the liquid stop valve after the pipe extensions and indoor unit have been vacuumized.
  - * When the unit is operating, add refrigerant to the gas check valve using a safety charger. Do not add liquid refrigerant directly to the check valve.
  - * After charging the unit with refrigerant, note the added refrigerant amount on the service label (attached to the unit).
- Be careful when installing multiple units. Connecting to an incorrect indoor unit can lead to abnormally high pressure and have a serious effect on operation performance.

Model	Max. pipe length	Max. height difference	Additional refrigerant charging amount															
			30 m 100 ft	33 m 110 ft	37 m 120 ft	40 m 130 ft	43 m 140 ft	46 m 150 ft	49 m 160 ft	52 m 170 ft	55 m 180 ft	58 m 190 ft	61 m 200 ft	64 m 210 ft	67 m 220 ft	70 m 230 ft	73 m 240 ft	75 m 245 ft
HA30,36	75 m 245 ft	30 m 100 ft	0 oz 0 kg	6 oz 0.2 kg	12 oz 0.4 kg	18 oz 0.5 kg	24 oz 0.7 kg	30 oz 0.9 kg	36 oz 1.0 kg	42 oz 1.2 kg	48 oz 1.4 kg	54 oz 1.5 kg	60 oz 1.7 kg	66 oz 1.9 kg	72 oz 2.0 kg	78 oz 2.2 kg	84 oz 2.3 kg	86 oz 2.4 kg

10 AIR FLOW DATA

10-1. OUTLET AIR SPEED AND COVERAGE RANGE

		PLA-A12BA	PLA-A18BA	PLA-A24BA	PLA-A30BA	PLA-A36BA	PLA-A42BA
Air flow	CFM	530	640	640	740	1060	1090
Air speed	ft/sec.(m/sec.)	8.5(2.6)	10.5(3.2)	10.5(3.2)	12.1(3.7)	17.4(5.3)	17.7(5.4)
Coverage range	ft(m)	13(4.1)	15(4.8)	15(4.8)	18(5.6)	26(8.0)	26(8.2)

		PKA-A12HA PKA-A12HAL	PKA-A18HA PKA-A18HAL
Air flow	CFM	425	425
Air speed	ft/sec.(m/sec.)	20.0(6.1)	20.0(6.1)
Coverage range	ft(m)	35(10.8)	35(10.8)

		PKA-A24KA PKA-A24KAL	PKA-A30KA PKA-A30KAL	PKA-A36KA PKA-A36KAL
Air flow	CFM	775	775	920
Air speed	ft/sec.(m/sec.)	19.7(6.0)	19.7(6.0)	22.3(6.8)
Coverage range	ft(m)	47(14.3)	47(14.3)	53(16.1)

		PCA-A24KA	PCA-A30KA	PCA-A36KA	PCA-A42KA
Air flow	CFM	670	705	990	1025
Air speed	ft/sec.(m/sec.)	10.2(3.1)	10.5(3.2)	11.8(3.6)	12.1(3.7)
Coverage range	ft(m)	32(9.6)	33(10.1)	41(12.5)	42(12.9)

The air coverage range is the distance to which the 0.8 ft/sec. air can reach, when air is blown out horizontally from the unit at the High notch position.
The coverage range should be used only as a general guideline since it varies according to the size of the room and the furniture inside the room.

10-2. PLA-A·BA

10-2-1 FRESH AIR INTAKE AND BRANCH DUCT

1. Branch duct hole and fresh air intake hole (Fig. 1)

At the time of installation, use the duct holes (cut out) located at the positions shown in Fig.1, as and when required.
• A fresh air intake hole for the optional multi function casement can also be made.

Note:
The figure marked with * in the drawing represent the dimensions of the main unit excluding those of the optional multi function casement.
When installing the optional multi function casement, add 5-5/16 to the dimensions marked on the figure.
When installing the branch ducts, be sure to insulate adequately.
Otherwise condensation and dripping may occur.

Unit : inch(mm)

[Fig. 1]

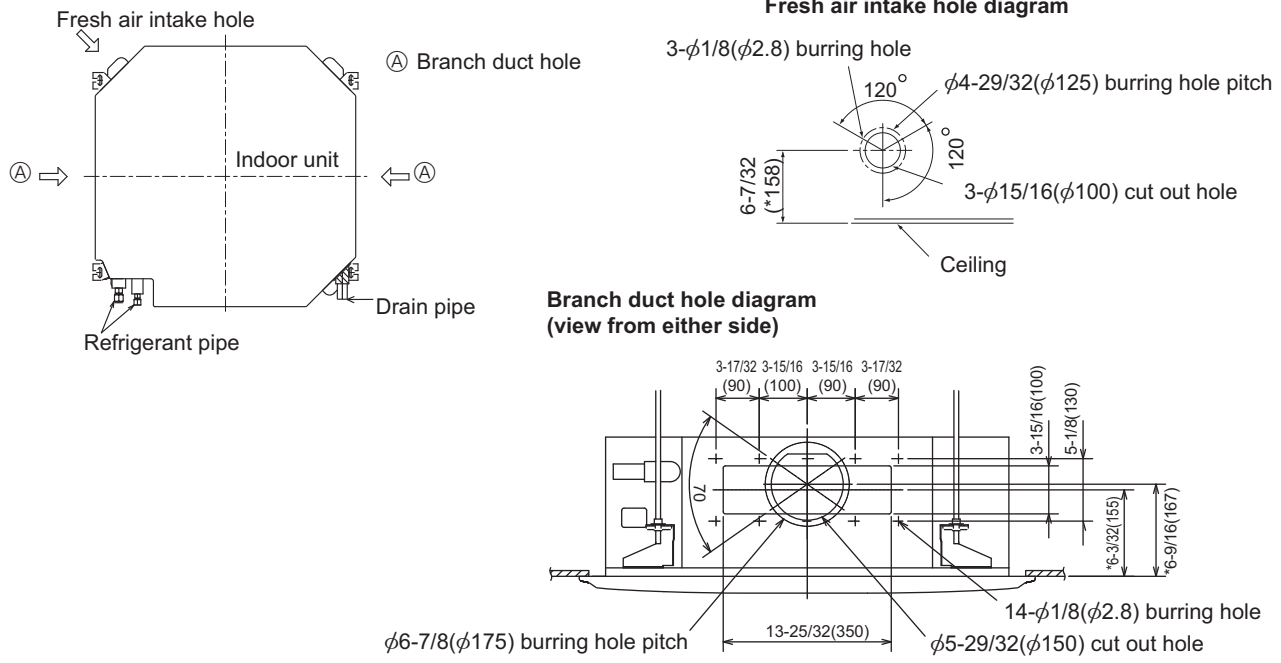

2. Fresh air intake (Installation at site)

By mounting the optional multi-function casement to the indoor unit main body, and mounting the duct flange (option) onto it further, fresh exterior air intake can be accomplished.
(The mounting of the multi-function casement increases the height of the ceiling plenum by 5-5/16(135mm).)

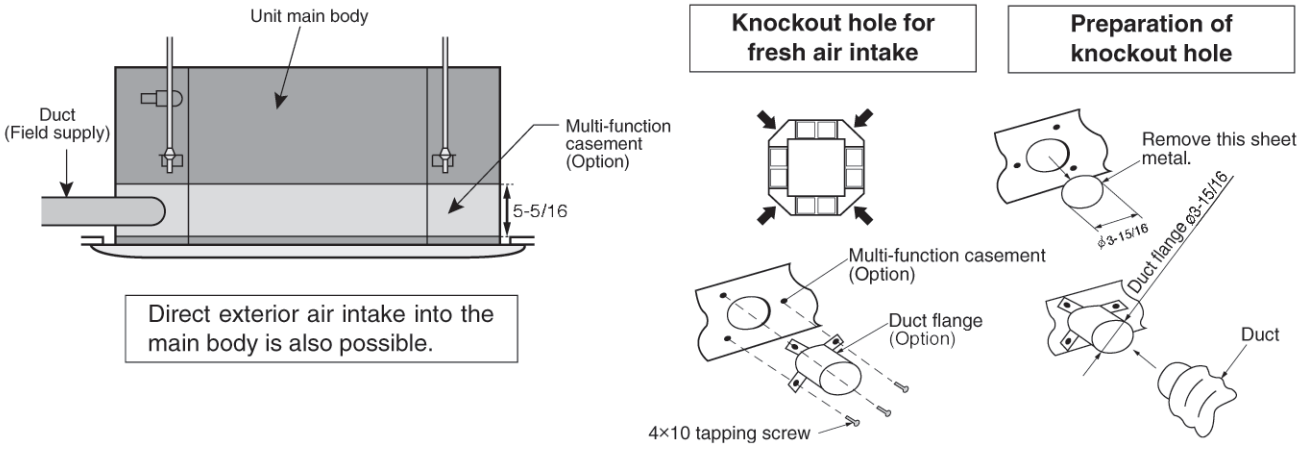

3. Fresh air intake amount & static pressure characteristics

1 PLA-A12 · A18 · A24 · A30BA

Multifunction casement + High efficiency filter

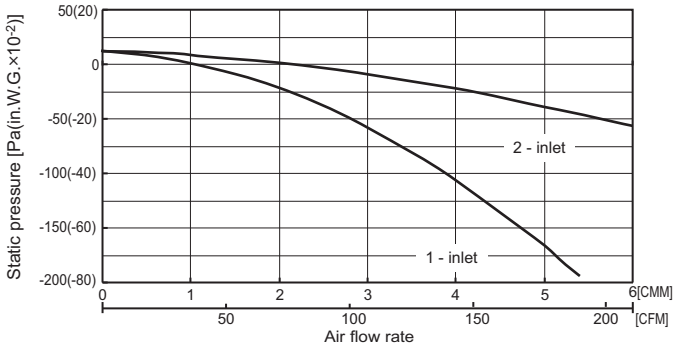

Multifunction casement + Standard filter

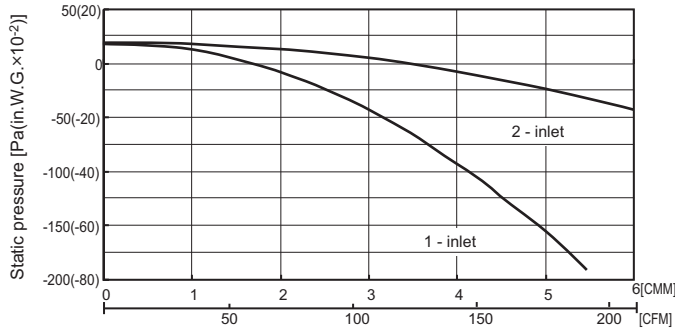

Taking air into the unit

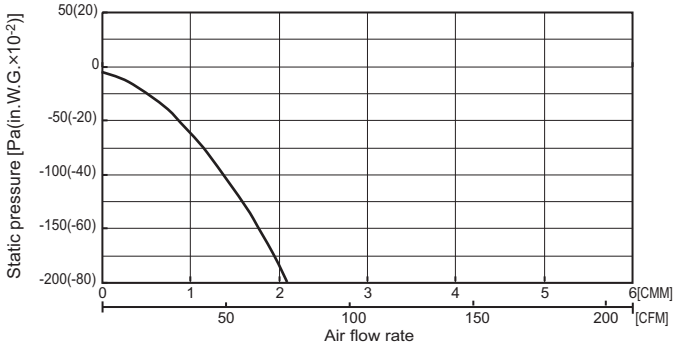

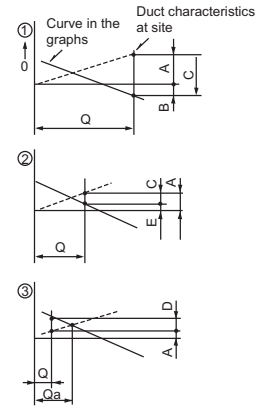

Q···Designed amount of fresh air intake <CMM(CFM)>
A···Static pressure loss of fresh air intake duct system with air flow amount Q <Pa(in.W.G.×10^{-2})>
B···Forced static pressure at air conditioner inlet with air flow amount Q <Pa(in.W.G.×10^{-2})>
C···Static pressure of booster fan with air flow amount Q <Pa(in.W.G.×10^{-2})>
D···Static pressure loss increase amount of fresh air intake dust system for air flow amount Q <Pa(in.W.G.×10^{-2})>
E···Static pressure of indoor unit with air flow amount Q <Pa(in.W.G.×10^{-2})>
Qa···Estimated amount of fresh air intake without D <CMM(CFM)>

2 PLA-A36 · A42BA

Multifunction casement + Standard filter

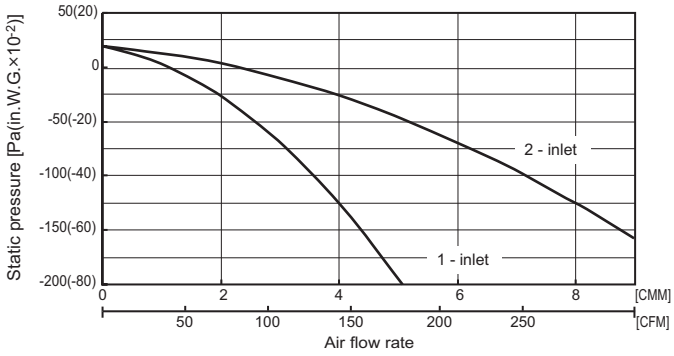

Multifunction casement + High efficiency filter

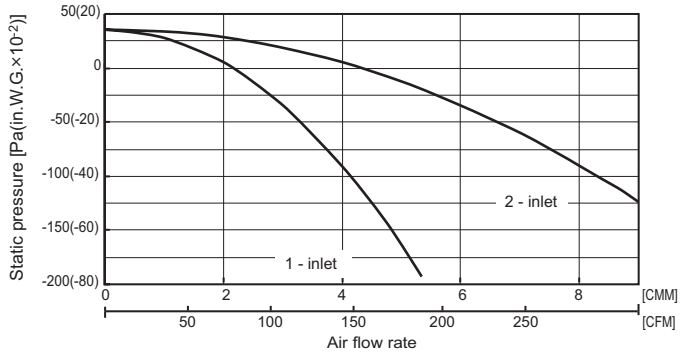

Taking air into the unit

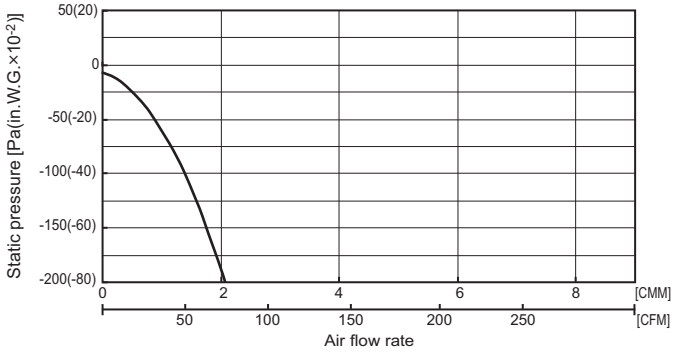

4. Change of outlet numbers

The optional air outlet is necessary.
To change the air outlet number to 3-, or 2-way outlet, the outlet number should be closed with the operational air outlet shutter.

When the air outlets are closed, close the vane by removing the vane connector.

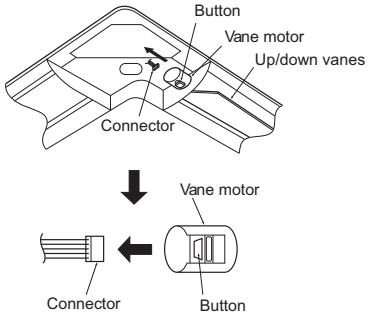

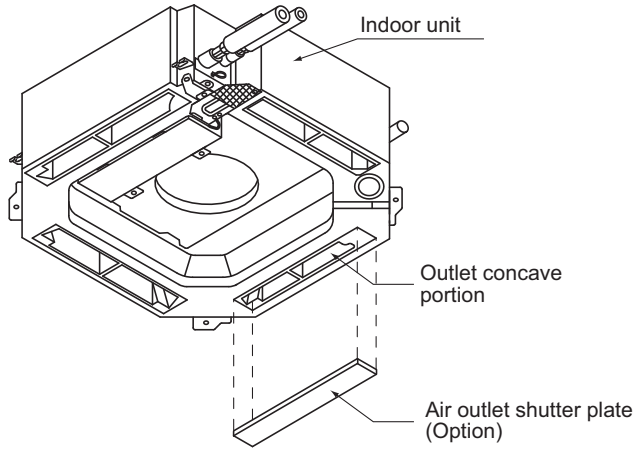

5. Branch duct and change of outlet numbers

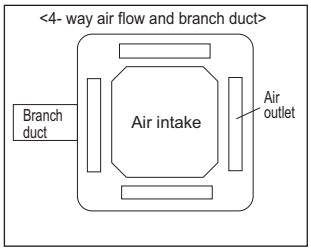

※ Branch duct should be connected to one of the branch duct holes on the main unit.

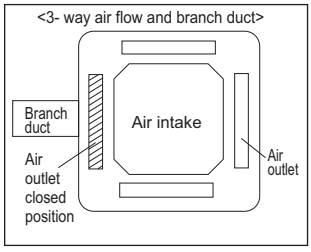

※ Close the outlet on the side of branch duct and air flows in 3 directions.

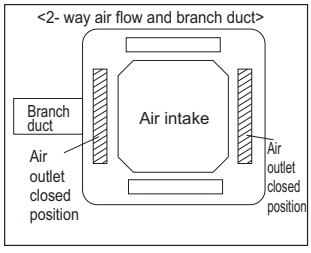

※ The outlet on the side of branch duct and one of the other outlets are closed.
Air flows in 2 directions.

PLA-A30BA

●4-way air flow (horizontal vane) Round duct

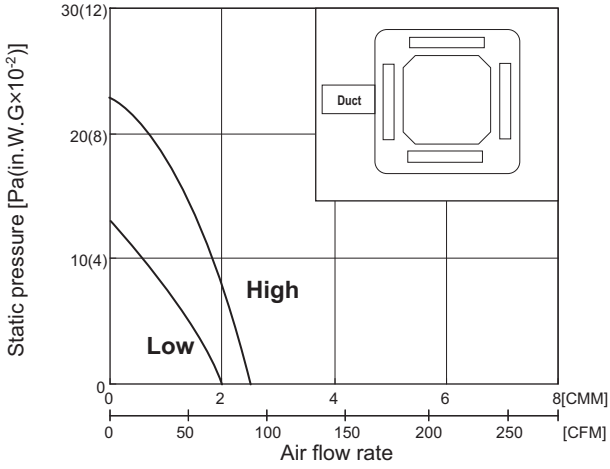

●4-way air flow (horizontal vane) Rectangular duct

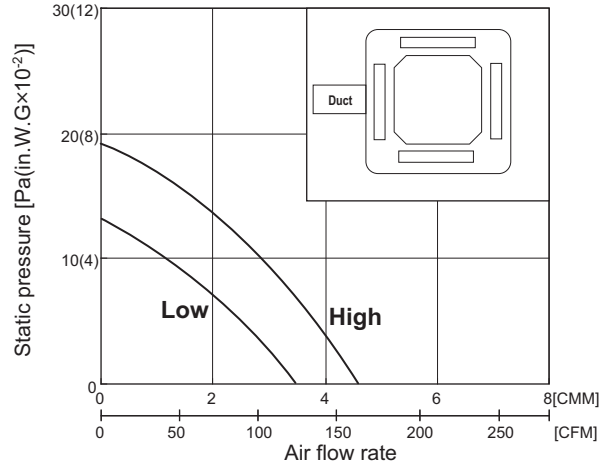

●3-way air flow (horizontal vane) Round duct

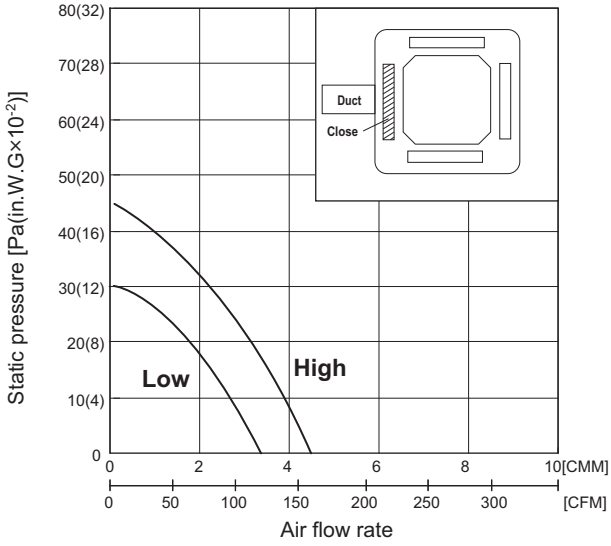

●3-way air flow (horizontal vane) Rectangular duct

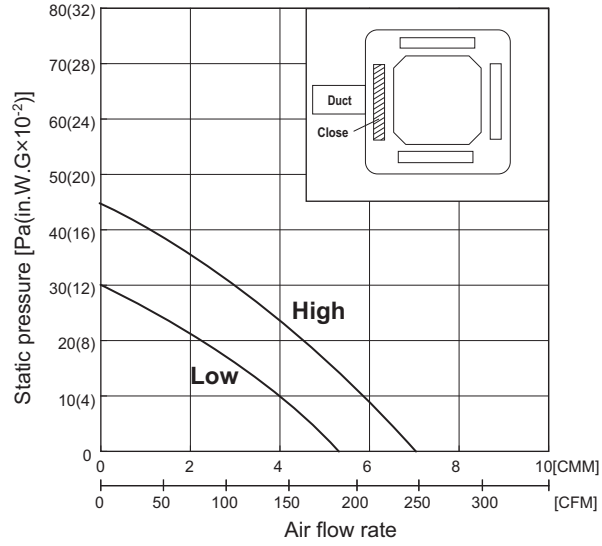

●2-way air flow (horizontal vane) Round duct

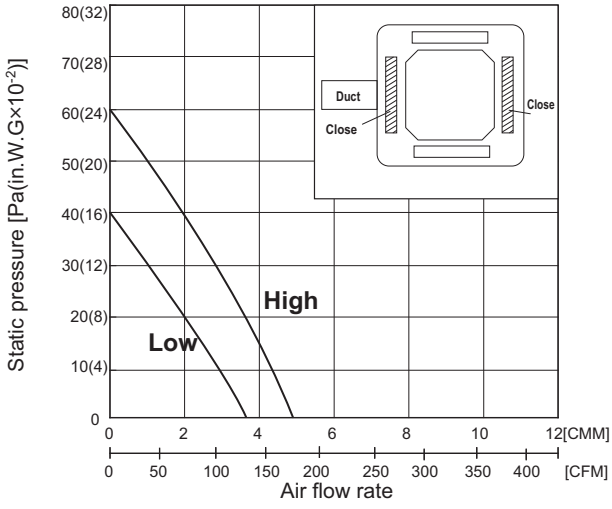

●2-way air flow (horizontal vane) Rectangular duct

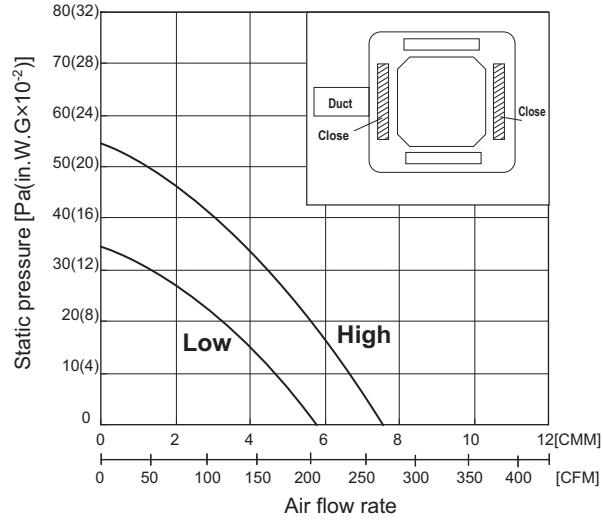

- Use 1 of the 2 duct holes on the indoor unit.
- Air flow rate of PLA-A12~24BA can be calculated from the air flow rate based on the characteristic of the duct for PLA-A30BA.
- Use the optional air outlet shutter plate (PAC-SH51SP-E) for 3-way and 2-way air flow.

PLA-A42BA

●4-way air flow (horizontal vane) Round duct

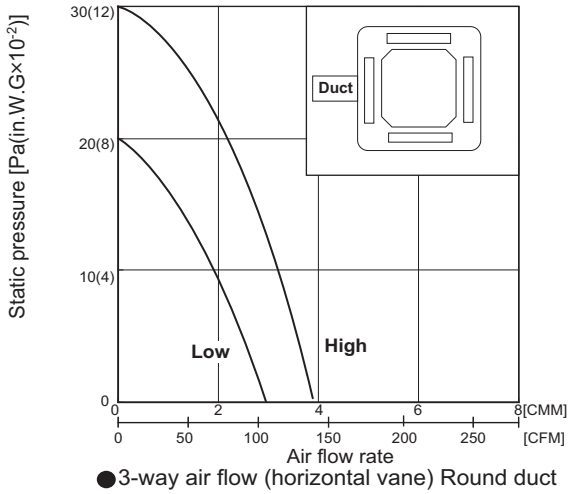

●4-way air flow (horizontal vane) Rectangular duct

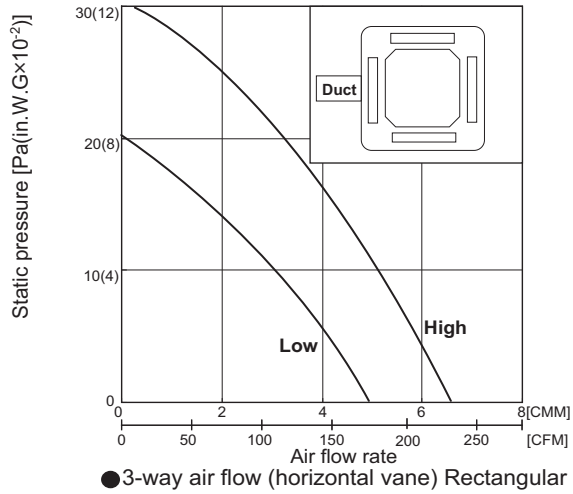

●3-way air flow (horizontal vane) Round duct

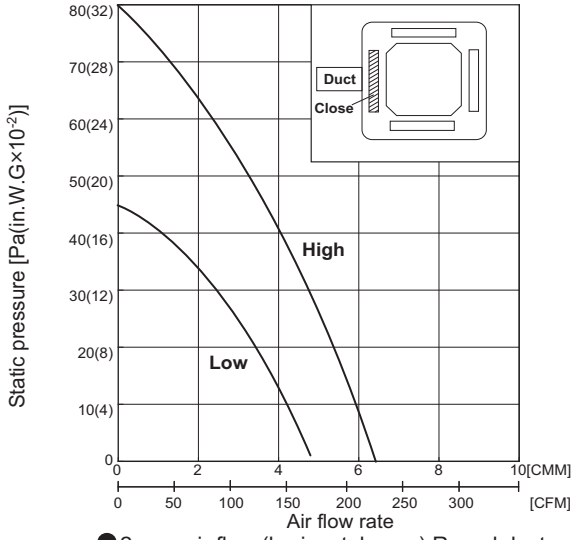

●3-way air flow (horizontal vane) Rectangular duct

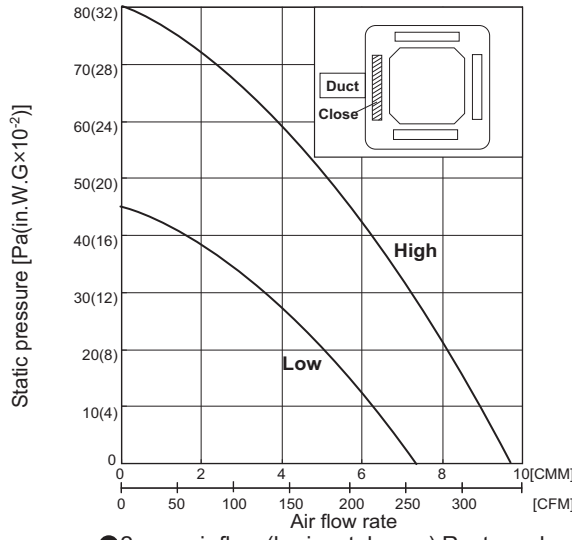

●2-way air flow (horizontal vane) Round duct

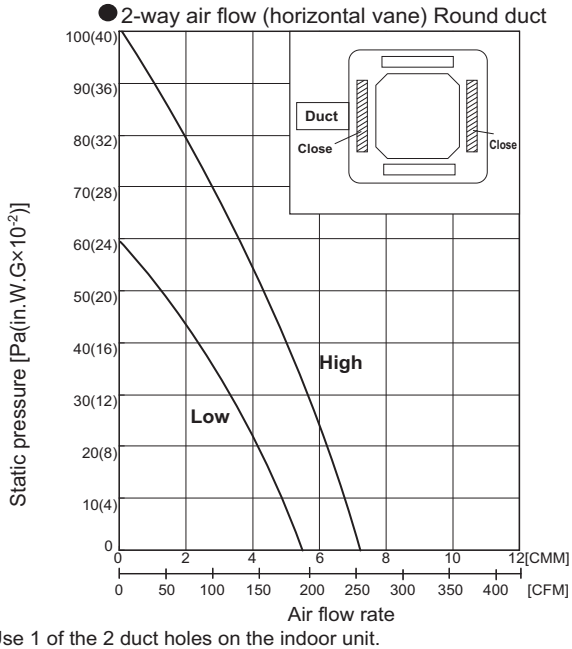

●2-way air flow (horizontal vane) Rectangular duct

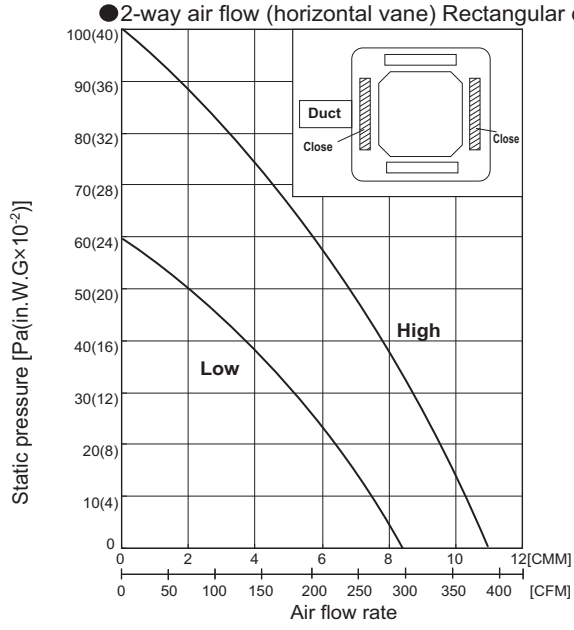

- Use 1 of the 2 duct holes on the indoor unit.
- Air flow rate of PLA-A36BA can be calculated from the air flow rate based on the characteristic of the duct for PLA-A42BA.
- Use the optional air outlet shutter plate (PAC-SH51SP-E) for 3-way and 2-way air flow.

10-3. PCA-A·KA
FRESH AIR INTAKE AMOUNT & STATIC PRESSURE CHARACTERISTICS

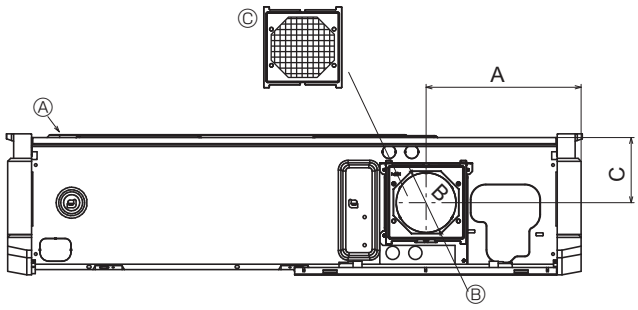

Fresh air intake hole

At the time of installation, use the duct holes (knock out) located at the positions shown in the left diagram, as and when required.

Ⓐ Indoor unit
Ⓑ Fresh air intake hole (knock out hole)
Ⓒ Filter

in. (mm)

A	B	C
10-3/16 (259.5)	ø 3-15/16 (ø 100)	4-5/16 (109)

■ PCA-A24, 30KA

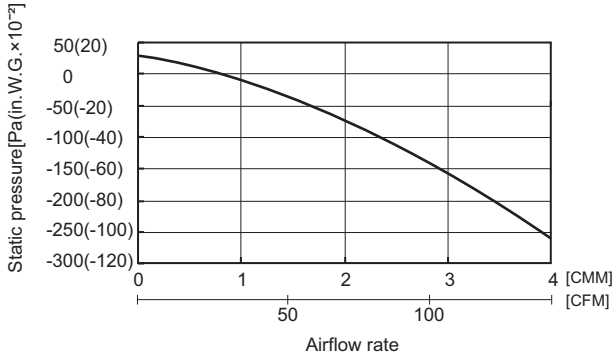

How to read curves

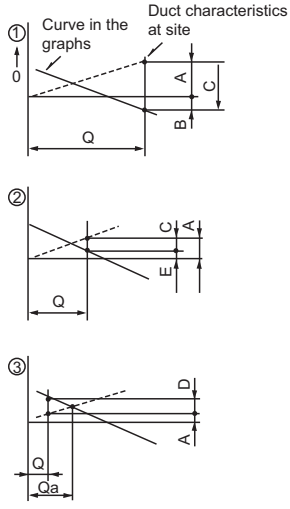

Q···Designed amount of fresh air intake <CMM(CFM)>
A···Static pressure loss of fresh air intake duct system with airflow amount Q <Pa(in.W.G.x10^{-2})>
B···Forced static pressure at air conditioner inlet with airflow amount Q <Pa(in.W.G.x10^{-2})>
C···Static pressure of booster fan with airflow amount Q <Pa(in.W.G.x10^{-2})>
D···Static pressure loss increase amount of fresh air intake duct system for airflow amount Q <Pa(in.W.G.x10^{-2})>
E···Static pressure of indoor unit with airflow amount Q <Pa(in.W.G.x10^{-2})>
Qa···Estimated amount of fresh air intake without D <CMM(CFM)>

■ PCA-A36, 42KA

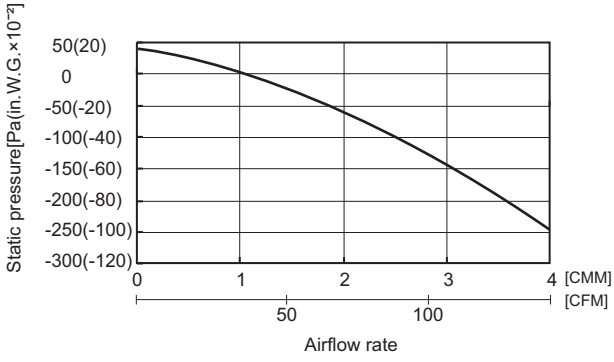

10-4. PEA-A·AA

INDOOR FAN PERFORMANCE AND CORRECTED AIR FLOW

PEA-A12AA

(External static pressure 0.020[in.WG](5Pa) 208/230V 60Hz

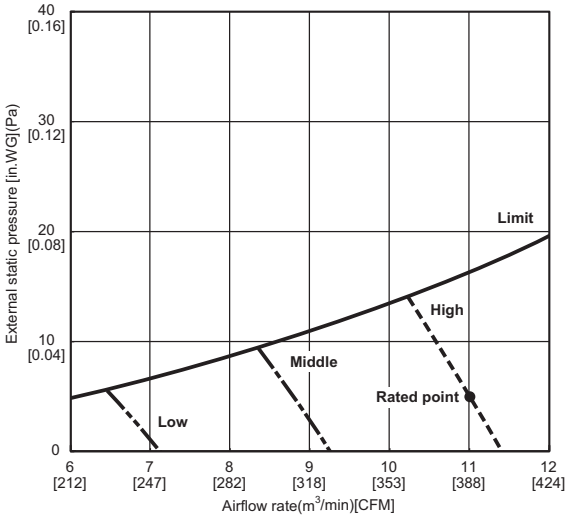

PEA-A12AA

(External static pressure 0.060[in.WG](15Pa) 208/230V 60Hz

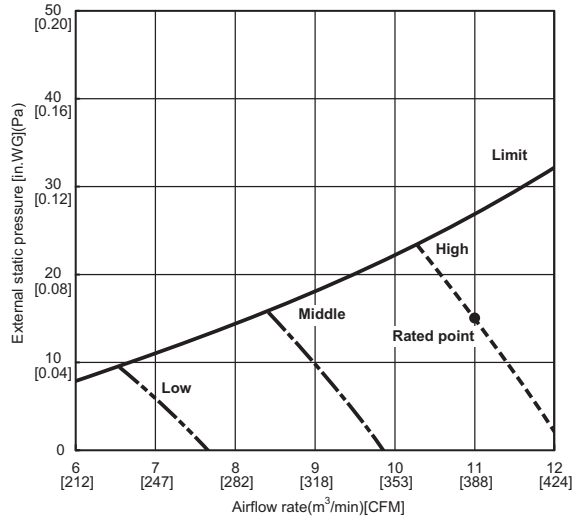

PEA-A12AA

(External static pressure 0.140[in.WG](35Pa) 208/230V 60Hz

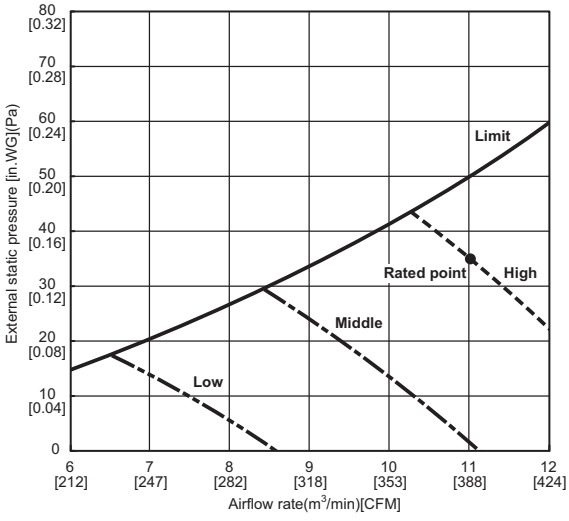

PEA-A12AA

(External static pressure 0.200[in.WG](50Pa) 208/230V 60Hz

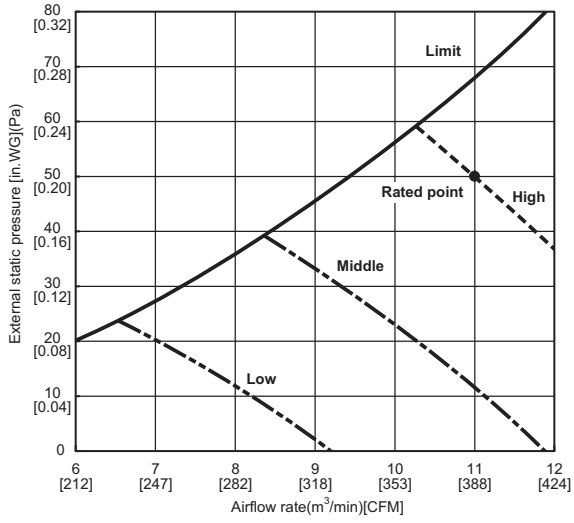

PEA-A18AA

(External static pressure 0.020[in.WG](5Pa) 208/230V 60Hz

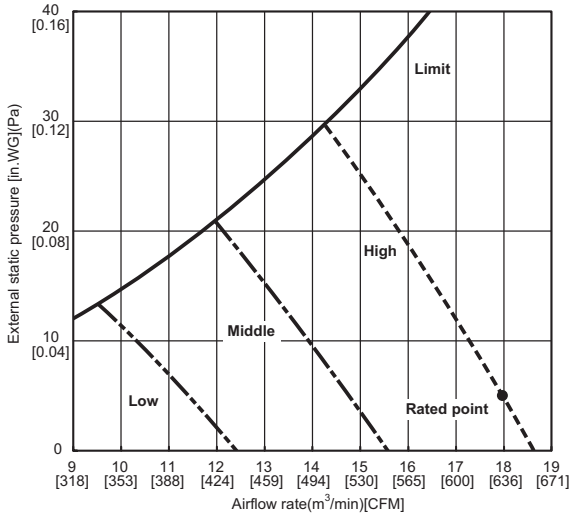

PEA-A18AA

(External static pressure 0.060[in.WG](15Pa) 208/230V 60Hz

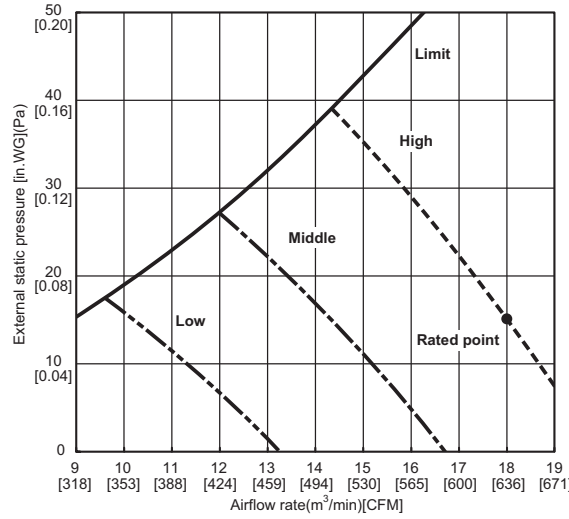

PEA-A18AA

(External static pressure 0.140[in.WG](35Pa) 208/230V 60Hz

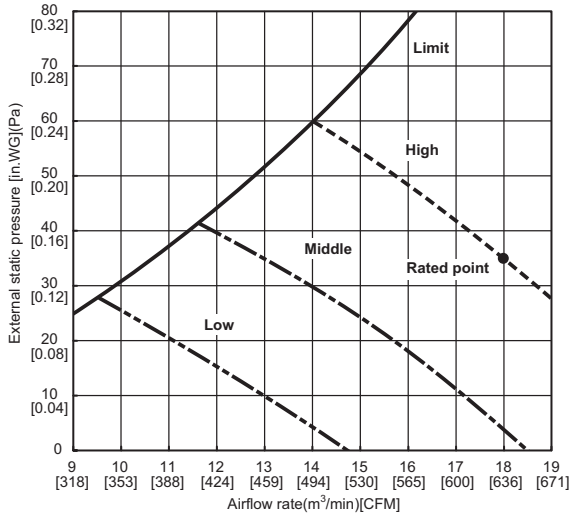

PEA-A18AA

(External static pressure 0.200[in.WG](50Pa) 208/230V 60Hz

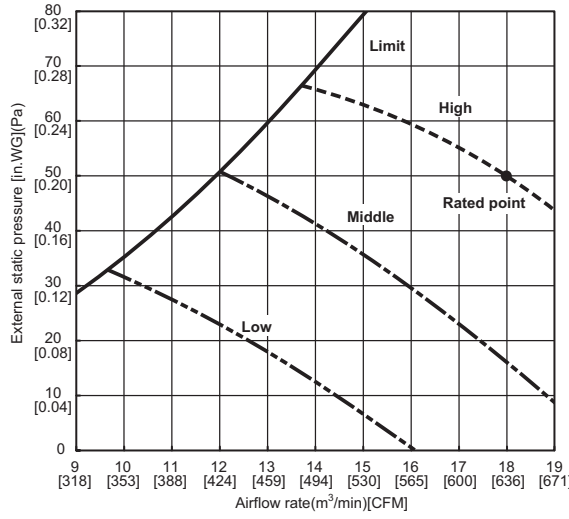

AIR FILTER STATIL PRESSURE CURVES

PEA-A12AA

Air filter 208-230V 60Hz

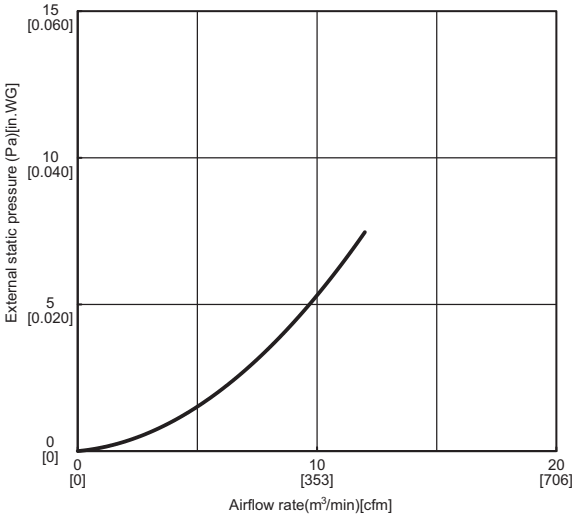

PEA-A18AA

Air filter 208-230V 60Hz

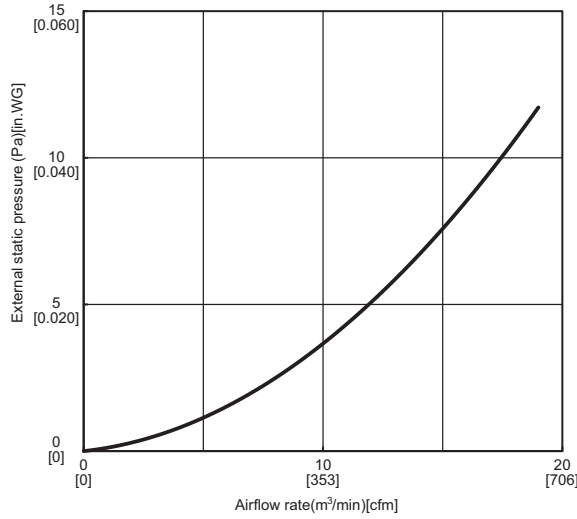

10-5. PEAD-A·AA

INDOOR FAN PERFORMANCE AND CORRECTED AIR FLOW

PEAD-A24AA

(External static pressure 35Pa) 208-230V 60Hz

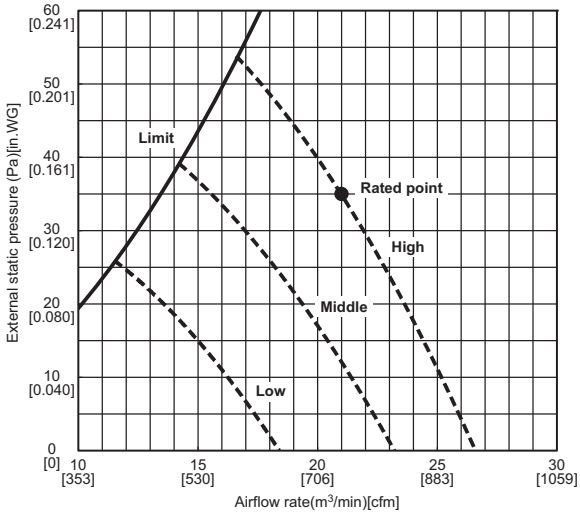

PEAD-A24AA

(External static pressure 100Pa) 208-230V 60Hz

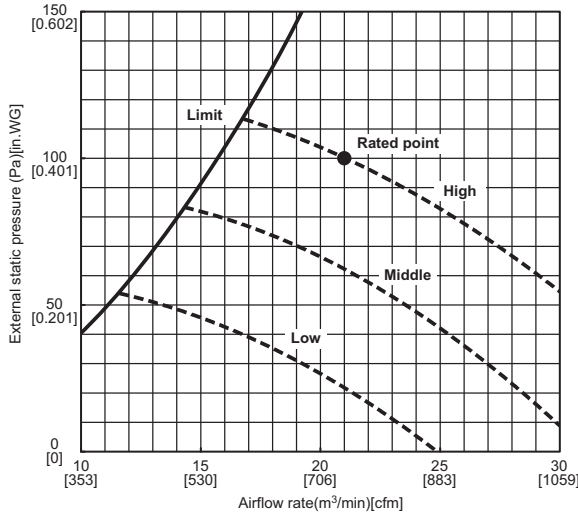

PEAD-A24AA

(External static pressure 50Pa) 208-230V 60Hz

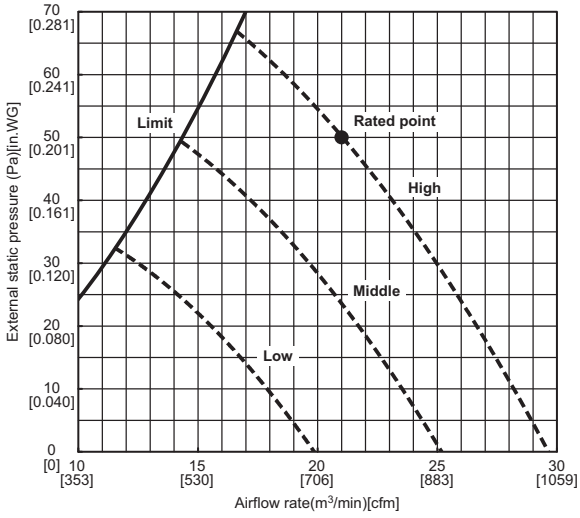

PEAD-A24AA

(External static pressure 150Pa) 208-230V 60Hz

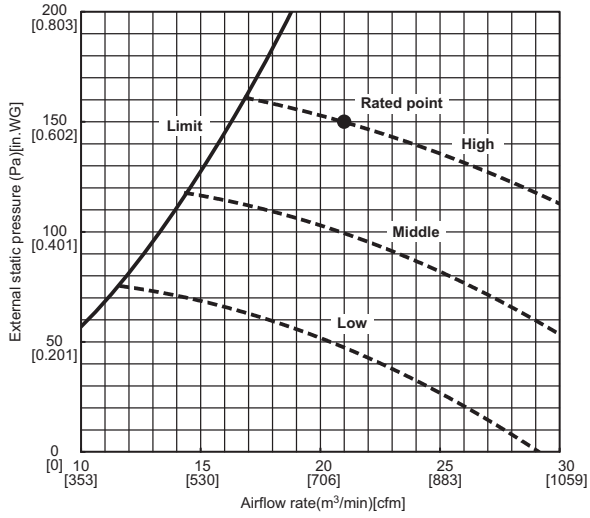

PEAD-A24AA

(External static pressure 70Pa) 208-230V 60Hz

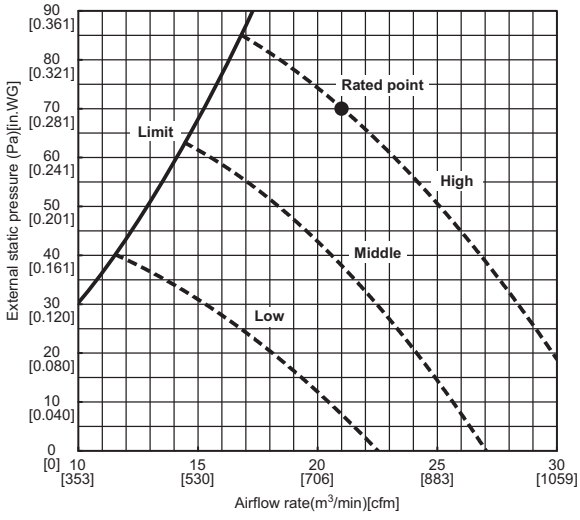

PEAD-A30AA

(External static pressure 35Pa) 208-230V 60Hz

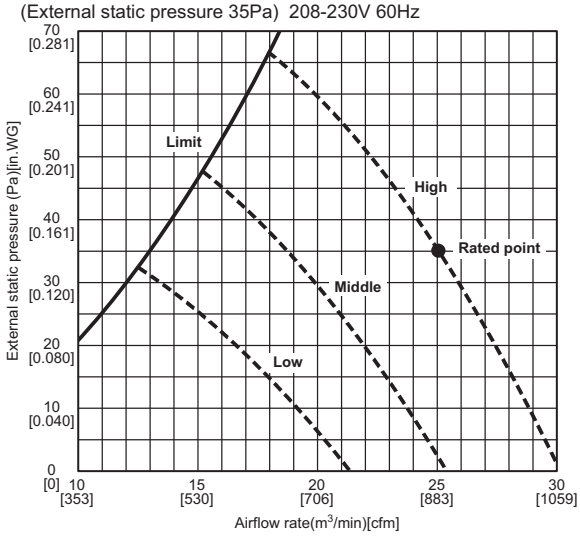

PEAD-A30AA

(External static pressure 100Pa) 208-230V 60Hz

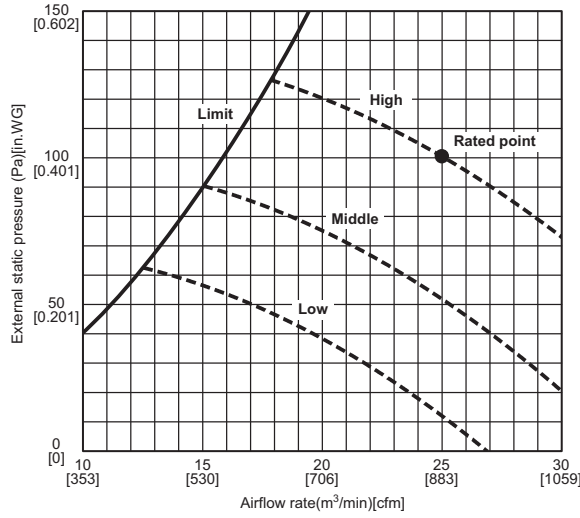

PEAD-A30AA

(External static pressure 50Pa) 208-230V 60Hz

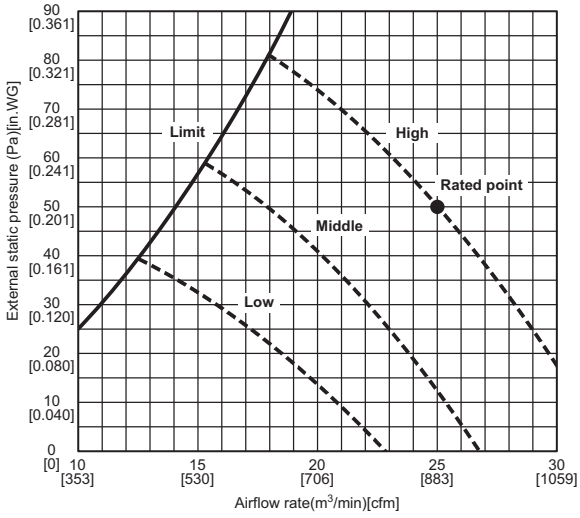

PEAD-A30AA

(External static pressure 150Pa) 208-230V 60Hz

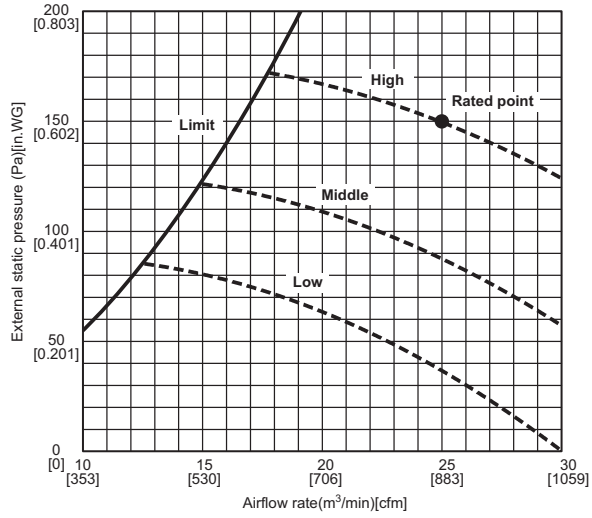

PEAD-A30AA

(External static pressure 70Pa) 208-230V 60Hz

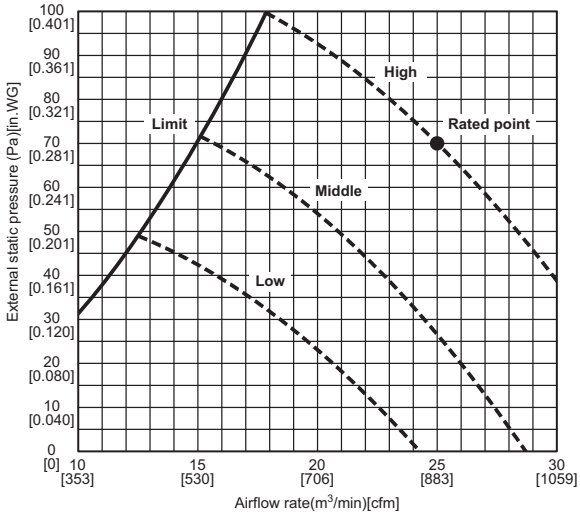

PEAD-A36AA

(External static pressure 35Pa) 208-230V 60Hz

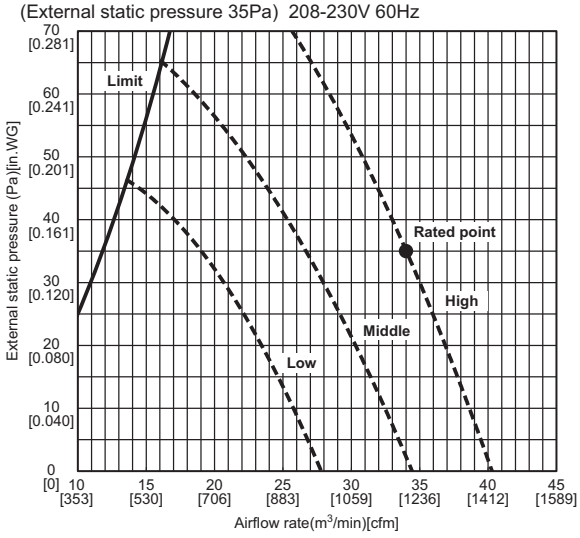

PEAD-A36AA

(External static pressure 100Pa) 208-230V 60Hz

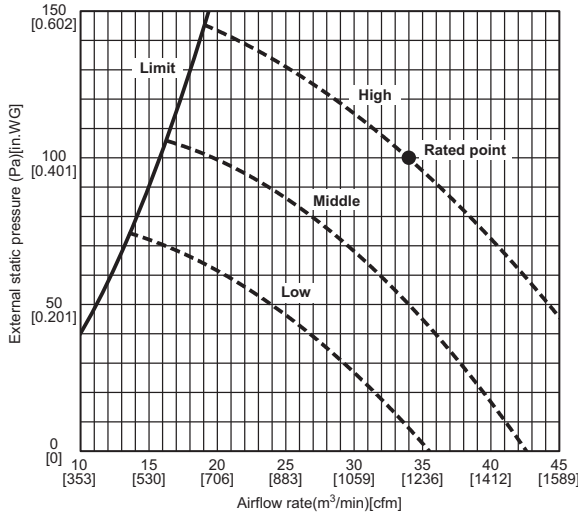

PEAD-A36AA

(External static pressure 50Pa) 208-230V 60Hz

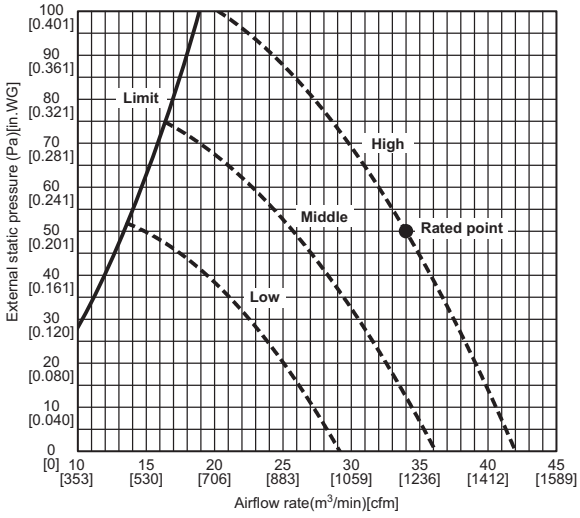

PEAD-A36AA

(External static pressure 150Pa) 208-230V 60Hz

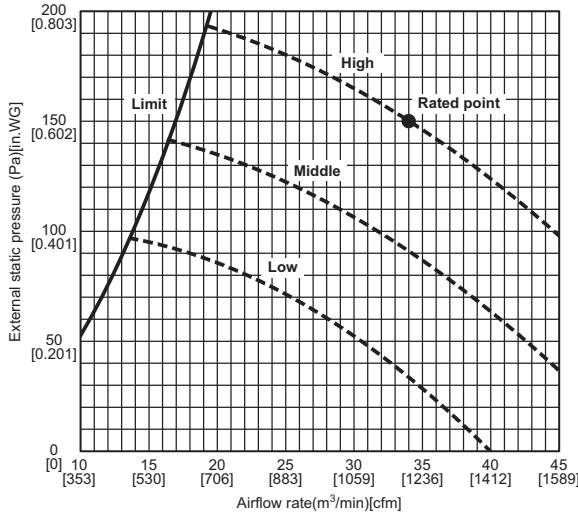

PEAD-A36AA

(External static pressure 70Pa) 208-230V 60Hz

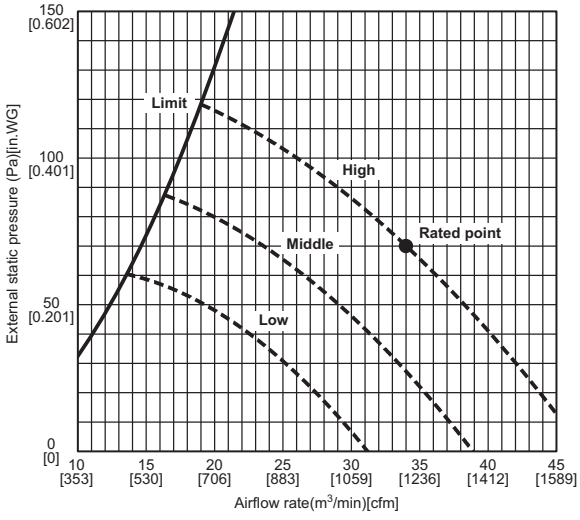

PEAD-A42AA

(External static pressure 35Pa) 208-230V 60Hz

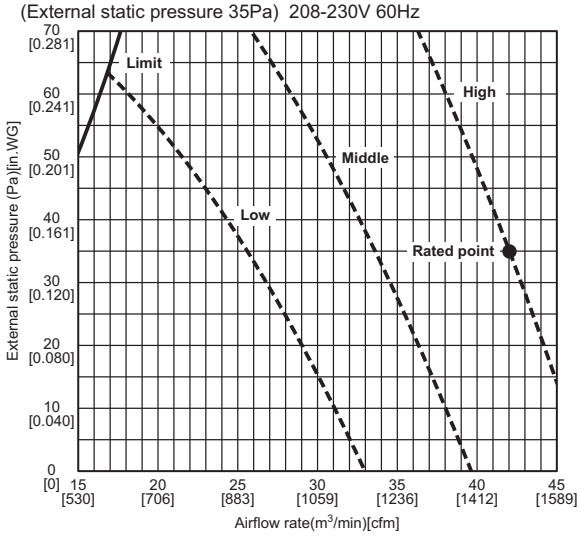

PEAD-A42AA

(External static pressure 100Pa) 208-230V 60Hz

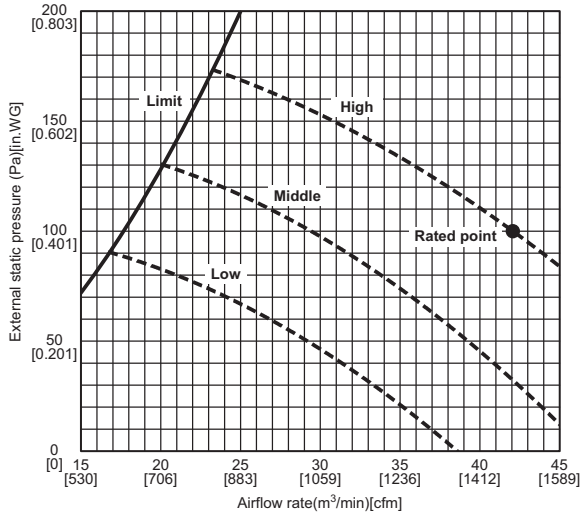

PEAD-A42AA

(External static pressure 50Pa) 208-230V 60Hz

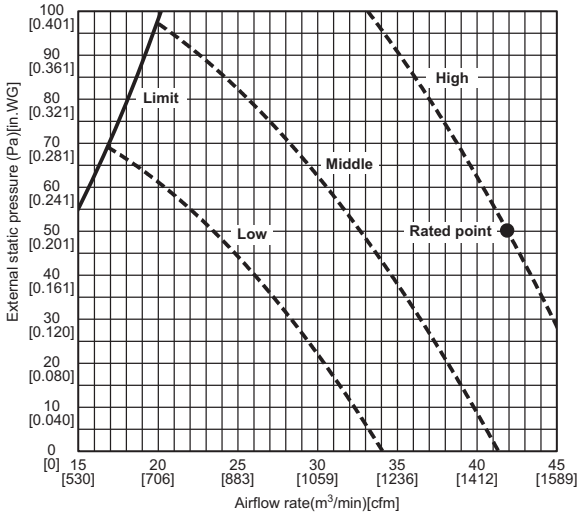

PEAD-A42AA

(External static pressure 150Pa) 208-230V 60Hz

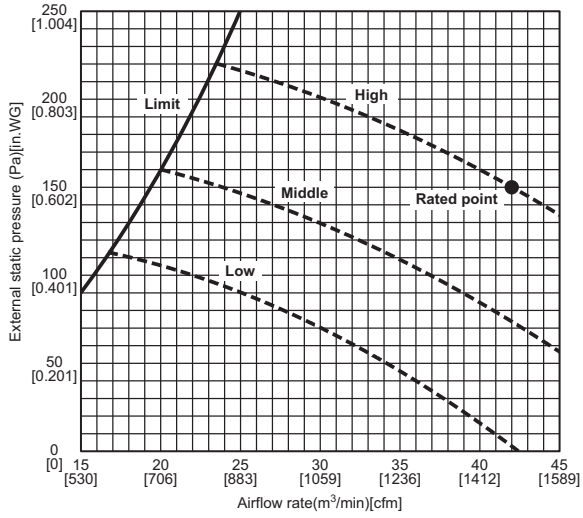

PEAD-A42AA

(External static pressure 70Pa) 208-230V 60Hz

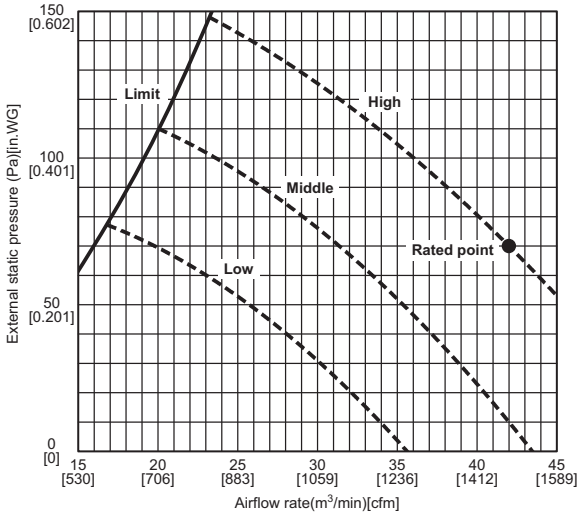

AIR FILTER STATIL PRESSURE CURVES

PEAD-A24AA PEAD-A30AA

Air filter 208-230V 60Hz

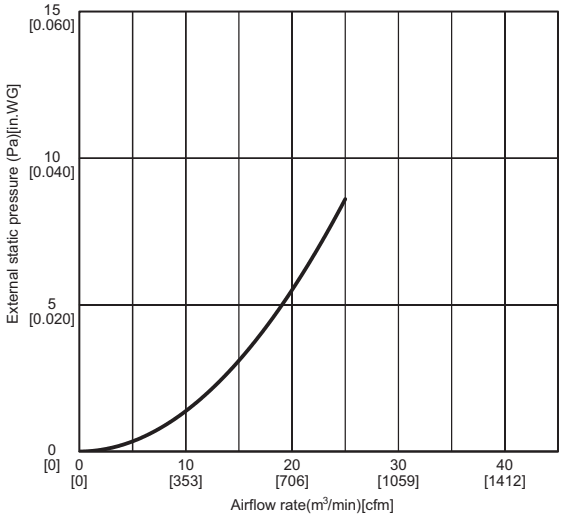

PEAD-A36AA PEAD-A42AA

Air filter 208-230V 60Hz

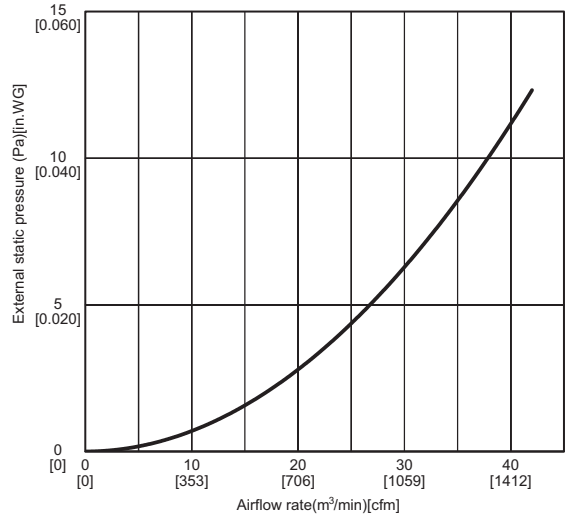

OA INTAKE-STATIC PRESSURE CURVES

PEAD-A24AA

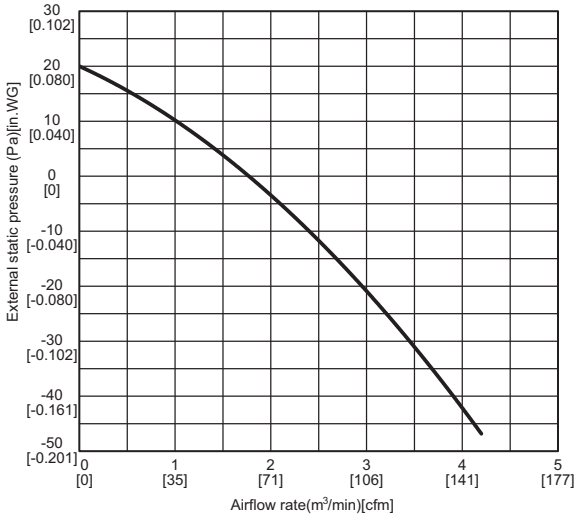

PEAD-A30AA

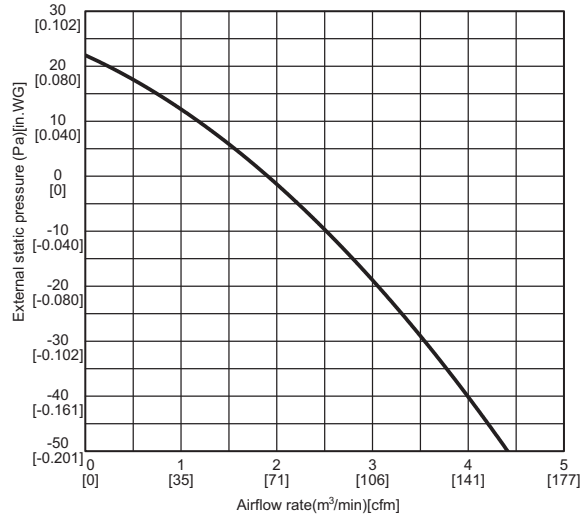

PEAD-A36AA

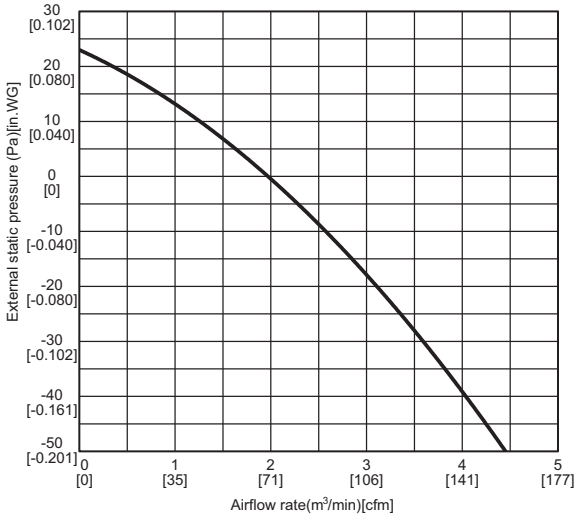

PEAD-A42AA

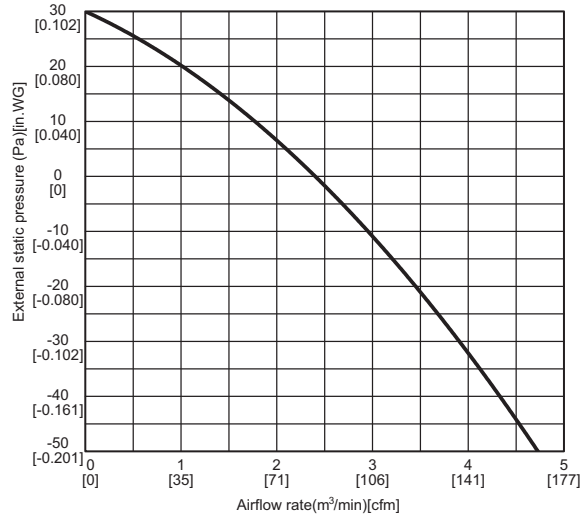

11 NOISE CRITERION CURVES

11-1. INDOOR UNIT

PLA-A12BA

NOTCH	SPL(dB)	LINE
High	31	
Medium1	29	
Medium2	28	
Low	27	

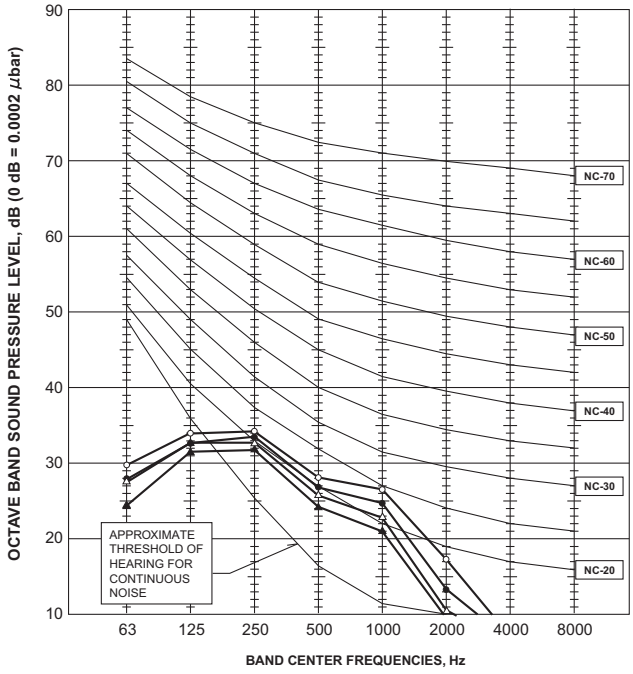

PLA-A18BA

NOTCH	SPL(dB)	LINE
High	32	
Medium1	31	
Medium2	29	
Low	28	

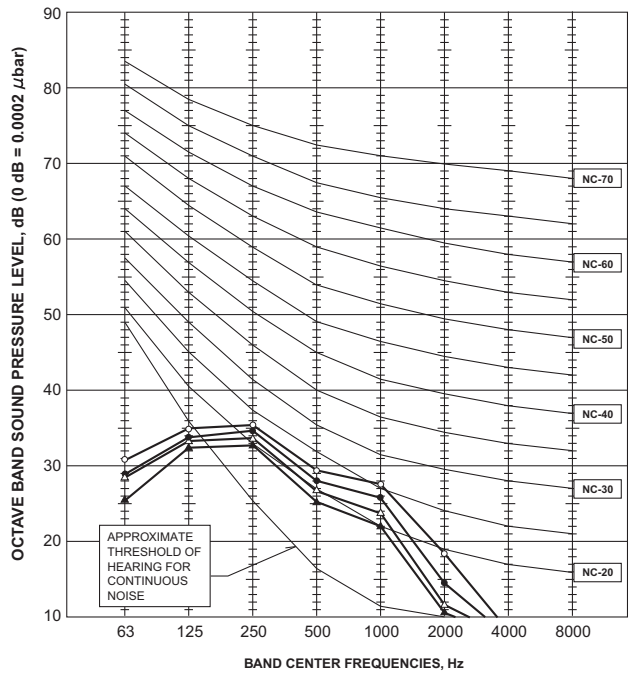

PLA-A24BA

NOTCH	SPL(dB)	LINE
High	32	
Medium1	31	
Medium2	29	
Low	28	

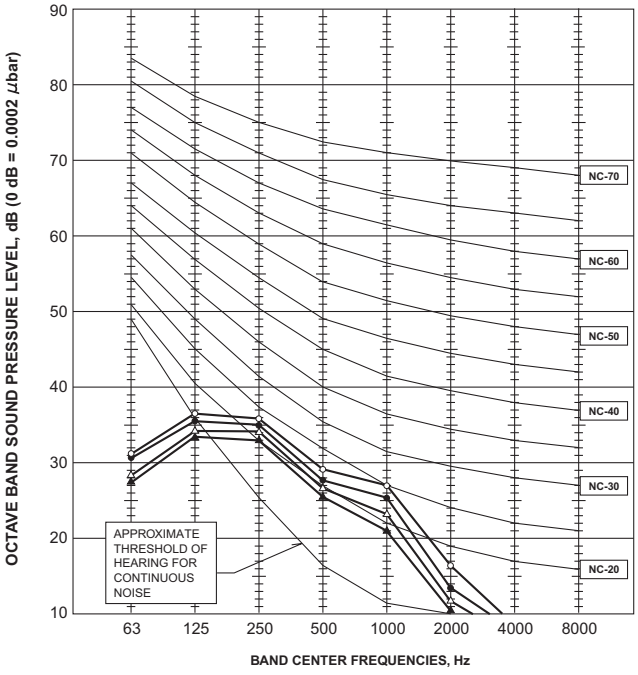

PLA-A30BA

NOTCH	SPL(dB)	LINE
High	34	
Medium1	32	
Medium2	30	
Low	28	

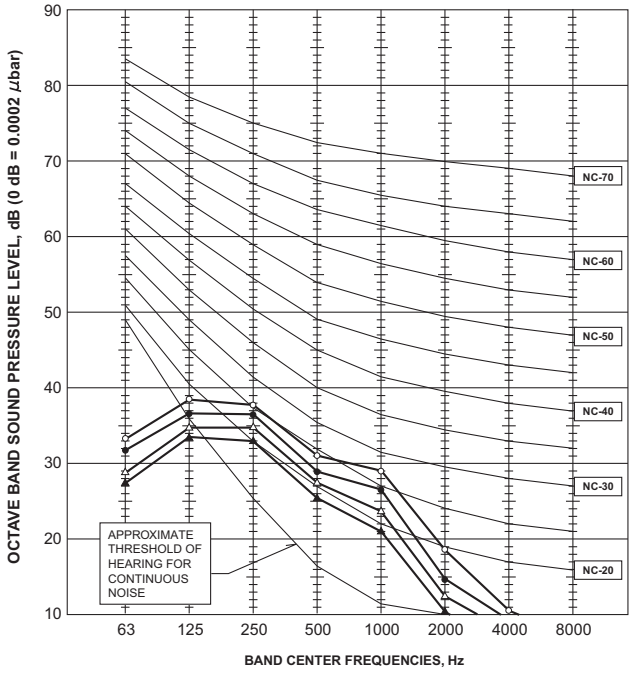

PLA-A36BA

NOTCH	SPL(dB)	LINE
High	40	
Medium1	37	
Medium2	34	
Low	32	

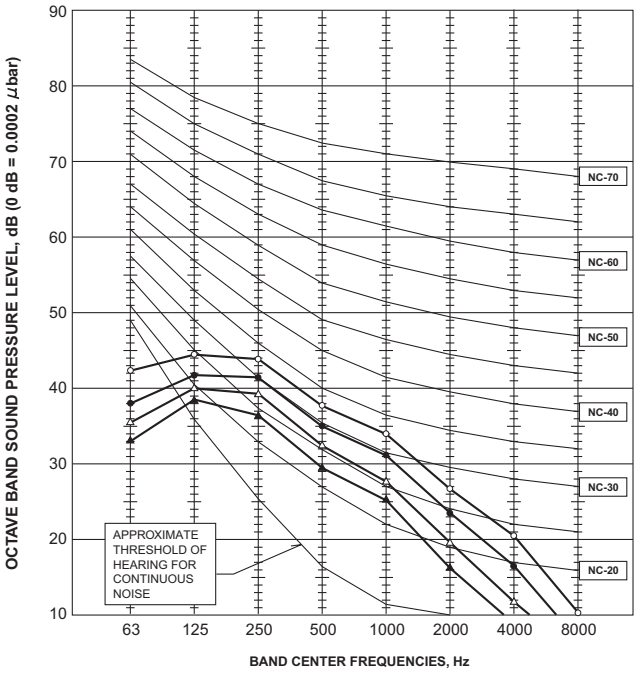

PLA-A42BA

NOTCH	SPL(dB)	LINE
High	41	
Medium1	39	
Medium2	36	
Low	34	

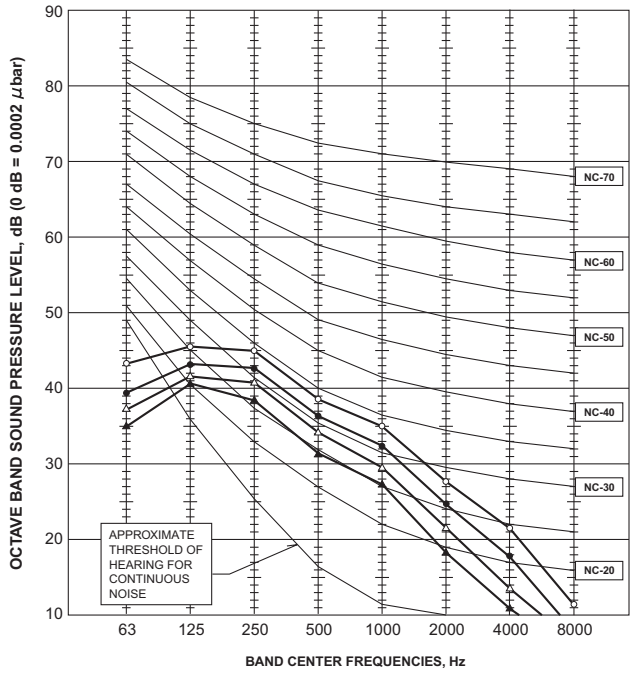

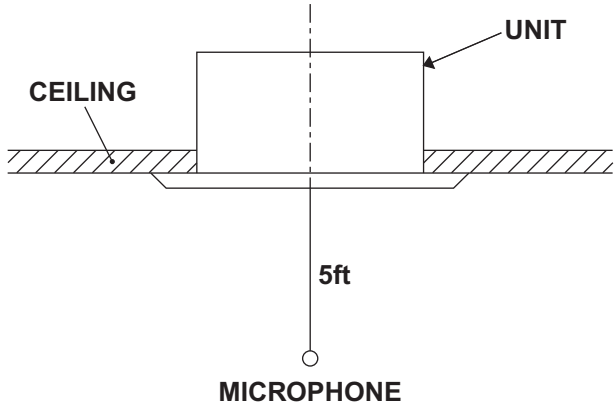

PKA-A12HA
PKA-A18HA
PKA-A12HAL
PKA-A18HAL

NOTCH	SPL(dB)	LINE
High	43	○——○
Low	36	●——●

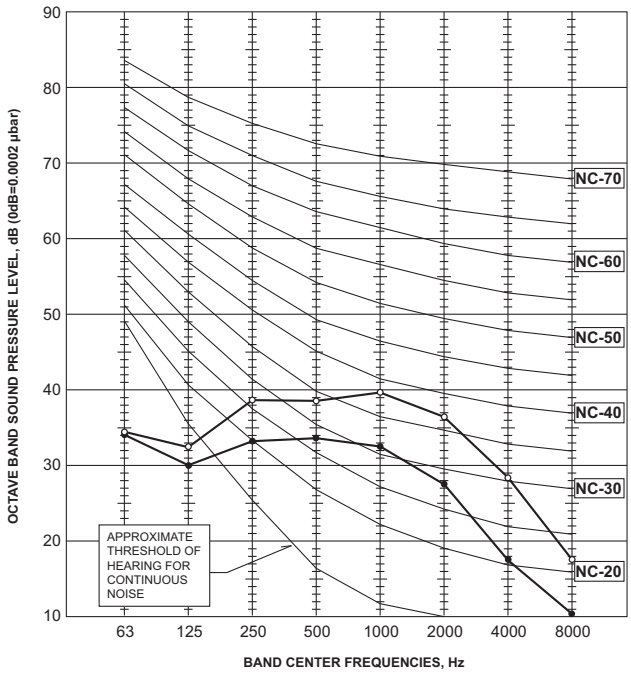

PKA-A24KA
PKA-A30KA
PKA-A24KAL
PKA-A30KAL

NOTCH	SPL(dB)	LINE
High	45	○——○
Low	39	●——●

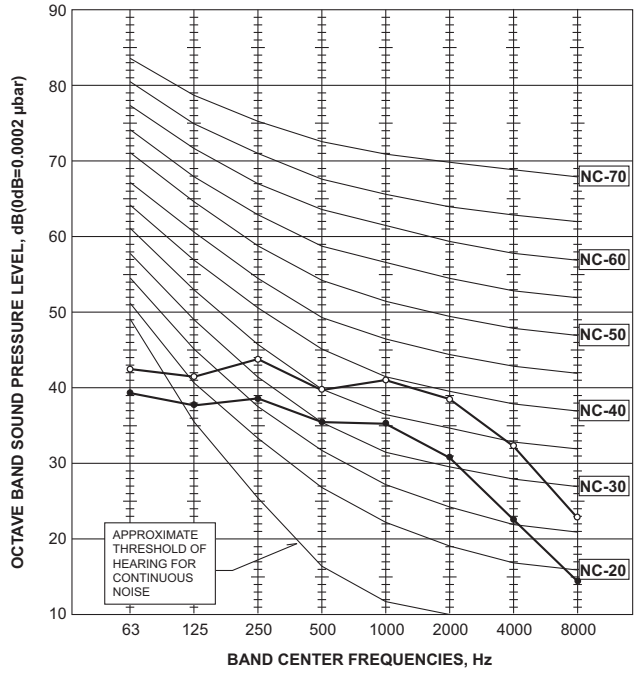

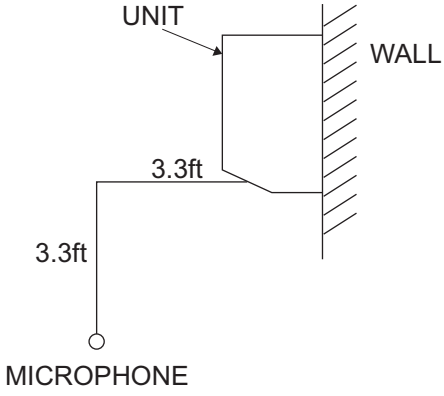

PKA-A36KA
PKA-A36KAL

NOTCH	SPL(dB)	LINE
High	49	○——○
Low	43	●——●

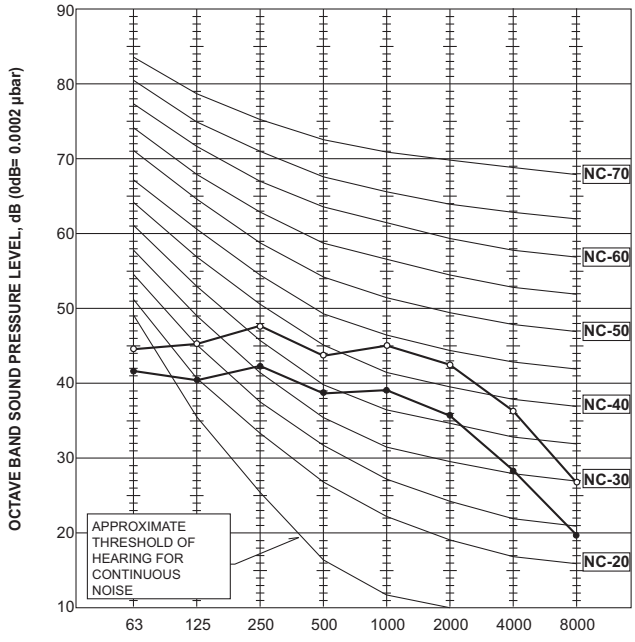

PCA-A24KA

NOTCH	SPL(dB)	LINE
High	40	○——○
Medium1	37	△——△
Medium2	35	●——●
Low	33	▲——▲

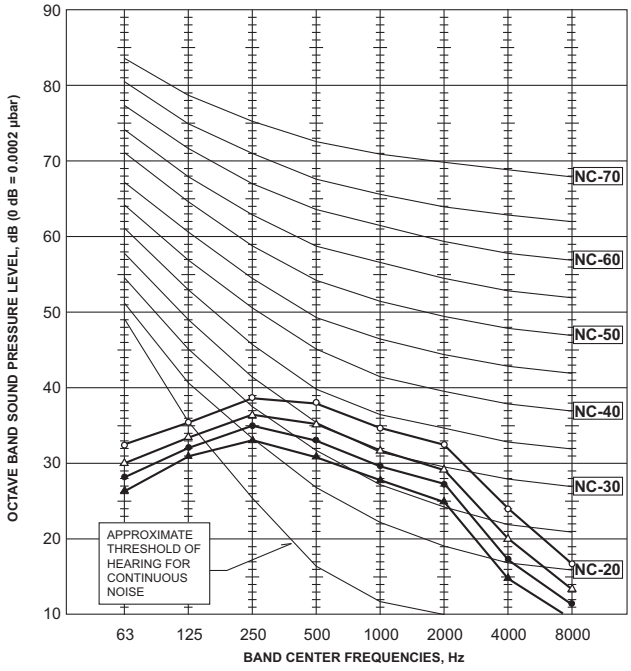

PCA-A30KA

NOTCH	SPL(dB)	LINE
High	41	○——○
Medium1	39	△——△
Medium2	37	●——●
Low	35	▲——▲

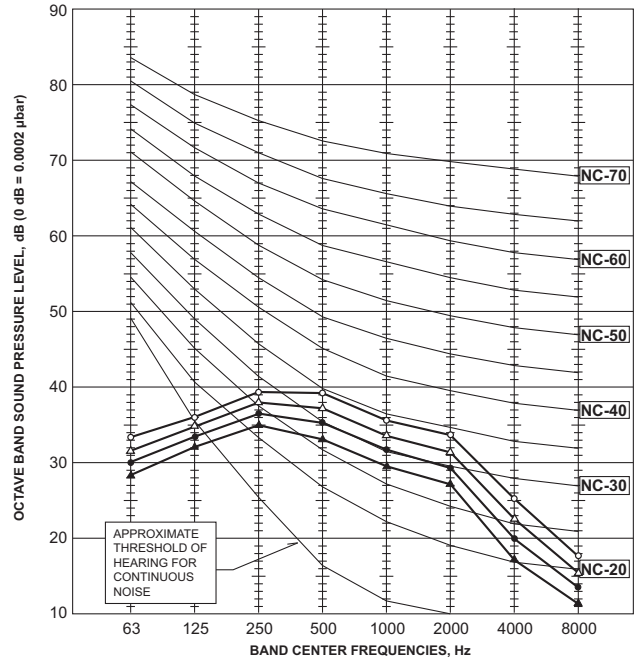

PCA-A36KA

NOTCH	SPL(dB)	LINE
High	43	○——○
Medium1	41	△——△
Medium2	39	●——●
Low	37	▲——▲

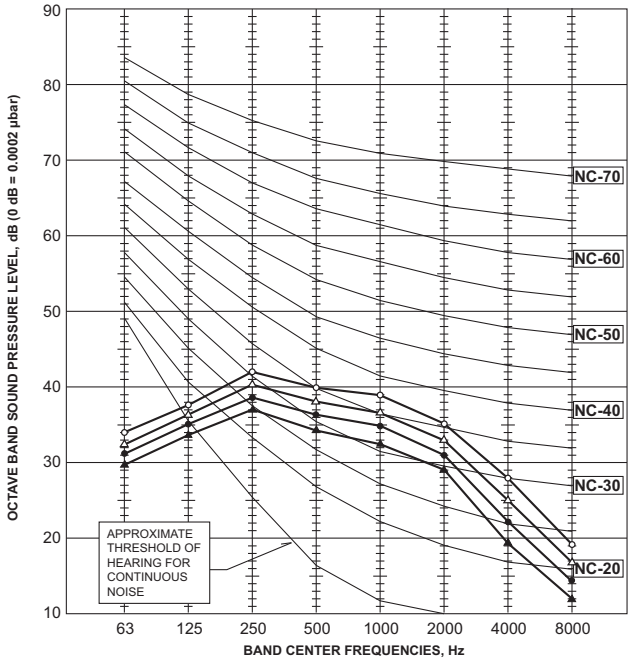

PCA-A42KA

NOTCH	SPL(dB)	LINE
High	45	○——○
Medium1	43	△——△
Medium2	41	●——●
Low	39	▲——▲

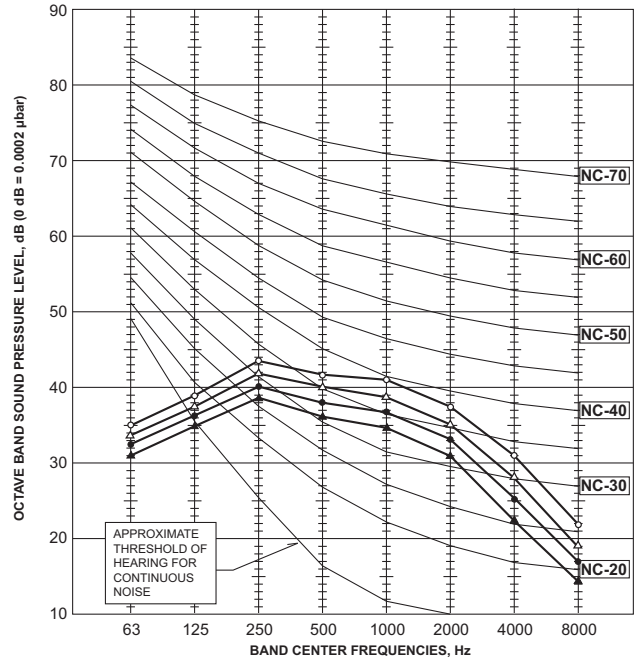

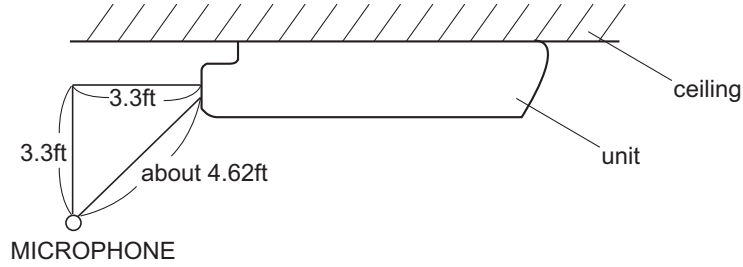

PEA-A12AA

External static pressure :
0.020[in.WG](5Pa)

<60Hz>

NOTCH	SPL(dB)	LINE
High	33	
Middle	28	
Low	23	

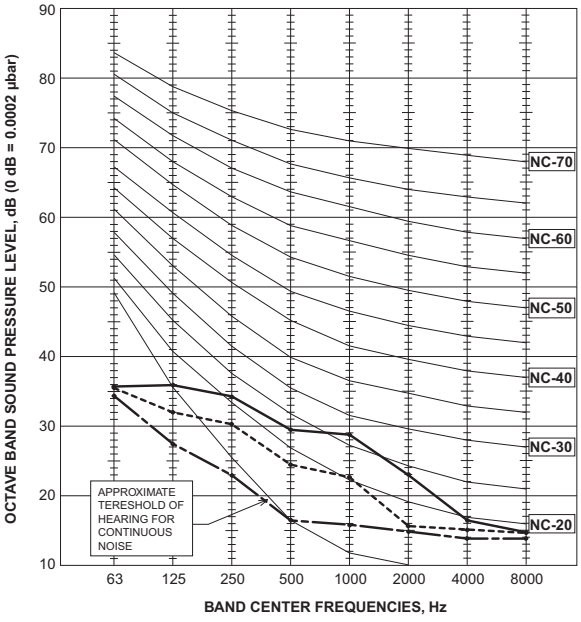

PEA-A12AA

External static pressure :
0.060[in.WG](15Pa)

<60Hz>

NOTCH	SPL(dB)	LINE
High	33	
Middle	28	
Low	23	

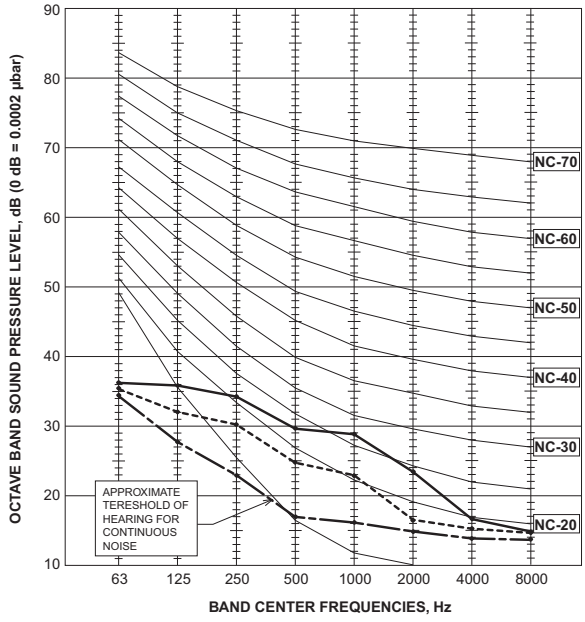

PEA-A12AA

External static pressure :
0.140[in.WG](35Pa)

<60Hz>

NOTCH	SPL(dB)	LINE
High	34	
Middle	29	
Low	24	

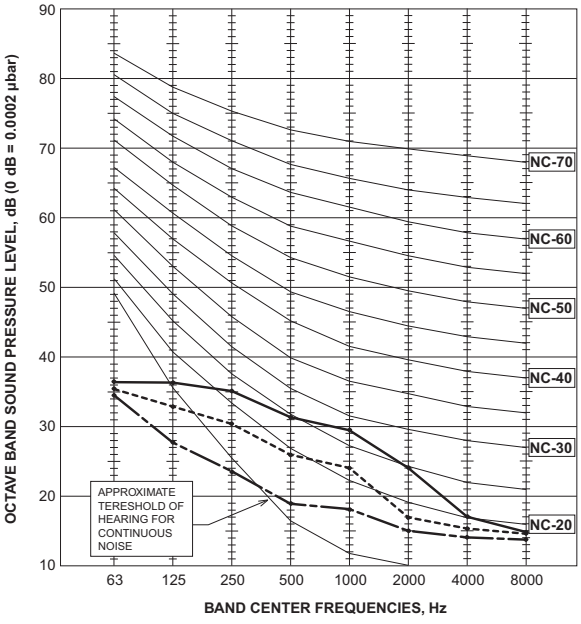

PEA-A12AA

External static pressure :
0.200[in.WG](50Pa)

<60Hz>

NOTCH	SPL(dB)	LINE
High	35	
Middle	31	
Low	25	

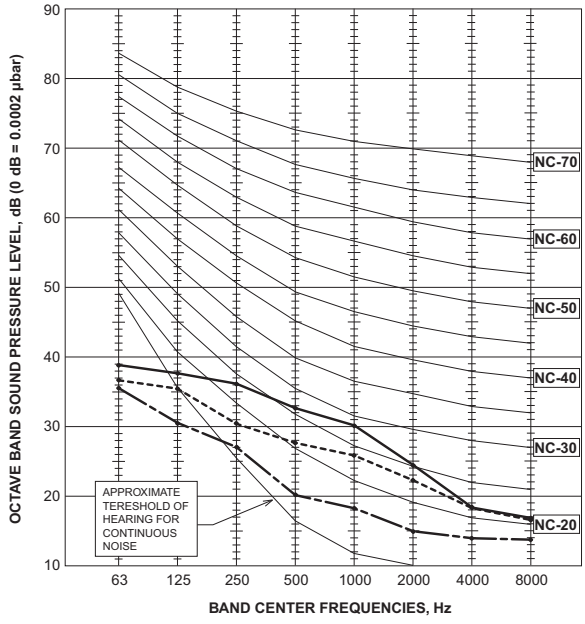

NOTE: The sound level is measured in an anechoic room where echoes are few, when compressor stops. The sound may be bigger than displayed level under actual installation condition by surrounding echoes. The sound level can be higher by about 2 dB than the displayed level during cooling and heating operation.

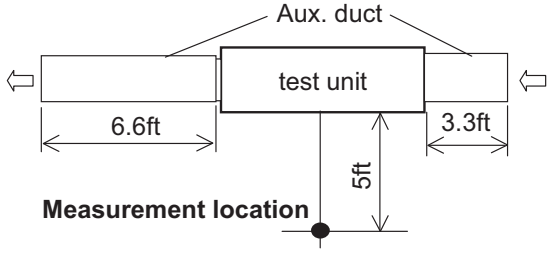

PEA-A18AA

External static pressure :
0.020[in.WG](5Pa)

<60Hz>

NOTCH	SPL(dB)	LINE
High	37	
Middle	33	
Low	29	

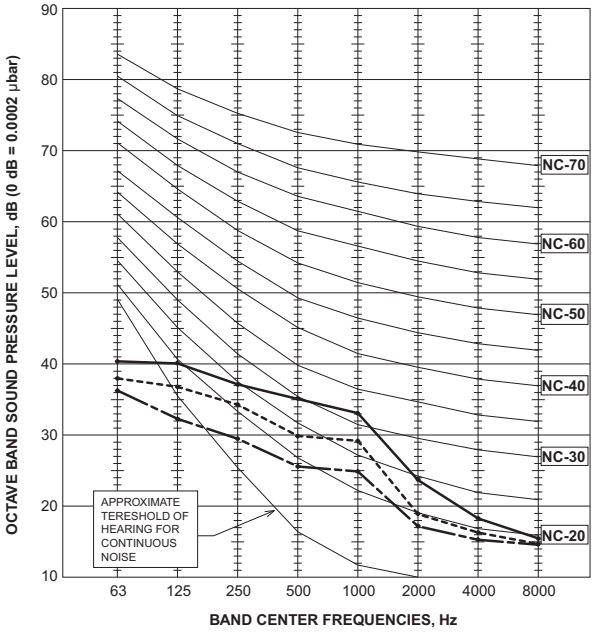

PEA-A18AA

External static pressure :
0.060[in.WG](15Pa)

<60Hz>

NOTCH	SPL(dB)	LINE
High	38	
Middle	34	
Low	30	

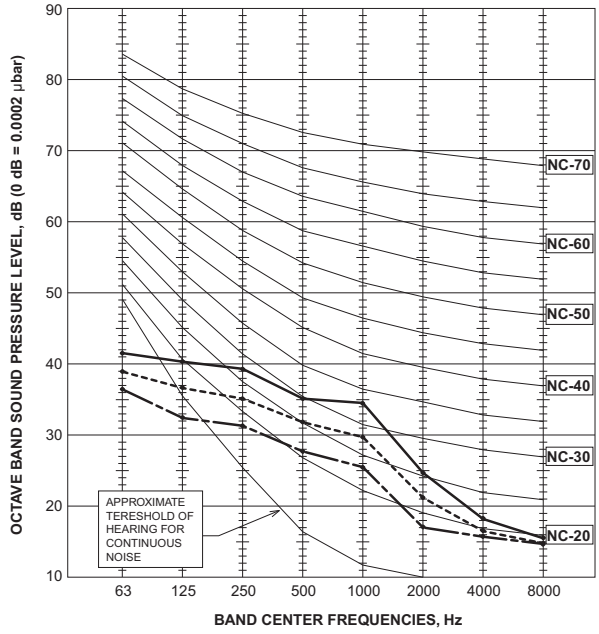

PEA-A18AA

External static pressure :
0.140[in.WG](35Pa)

<60Hz>

NOTCH	SPL(dB)	LINE
High	39	
Middle	35	
Low	31	

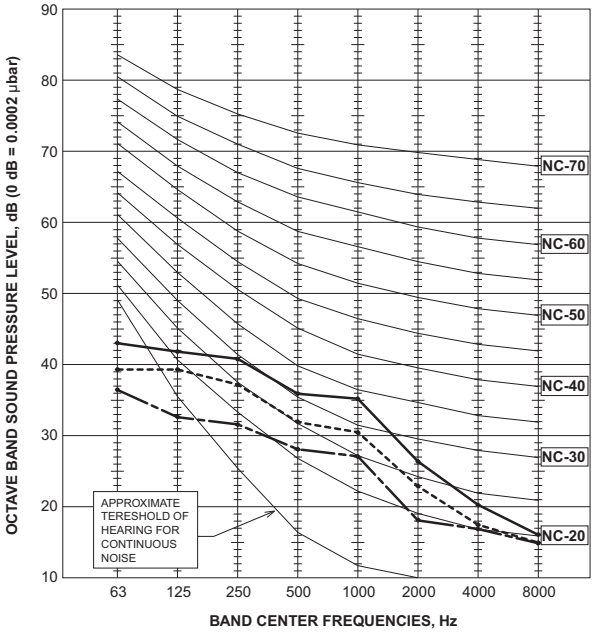

PEA-A18AA

External static pressure :
0.200[in.WG](50Pa)

<60Hz>

NOTCH	SPL(dB)	LINE
High	39	
Middle	36	
Low	32	

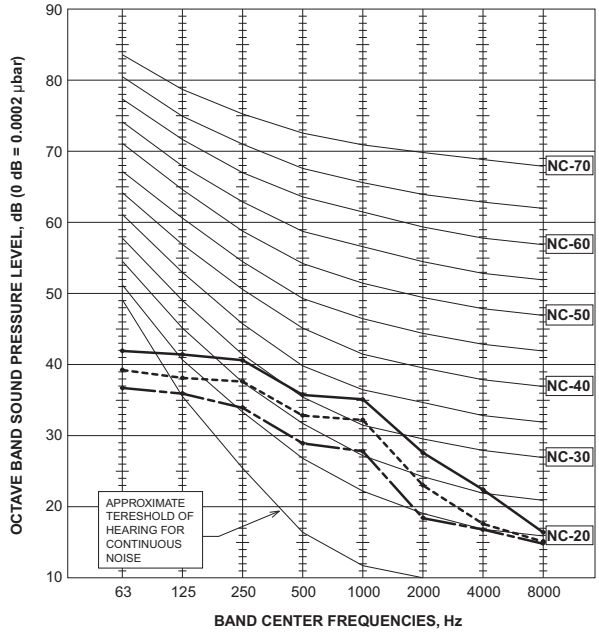

NOTE: The sound level is measured in an anechoic room where echoes are few, when compressor stops. The sound may be bigger than displayed level under actual installation condition by surrounding echoes. The sound level can be higher by about 2 dB than the displayed level during cooling and heating operation.

PEAD-A24AA

External static pressure : 35Pa

<60Hz>

NOTCH	SPL(dB)	LINE
High	36.0	
Middle	32.0	
Low	30.0	

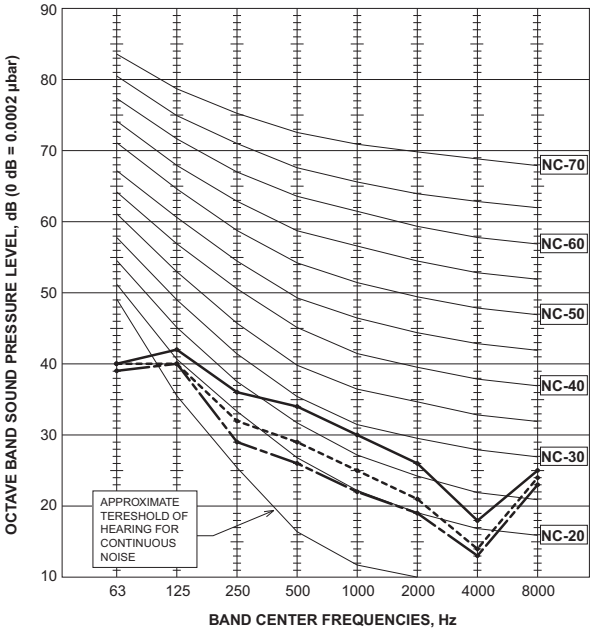

PEAD-A24AA

External static pressure : 50Pa

<60Hz>

NOTCH	SPL(dB)	LINE
High	37.0	
Middle	33.0	
Low	30.0	

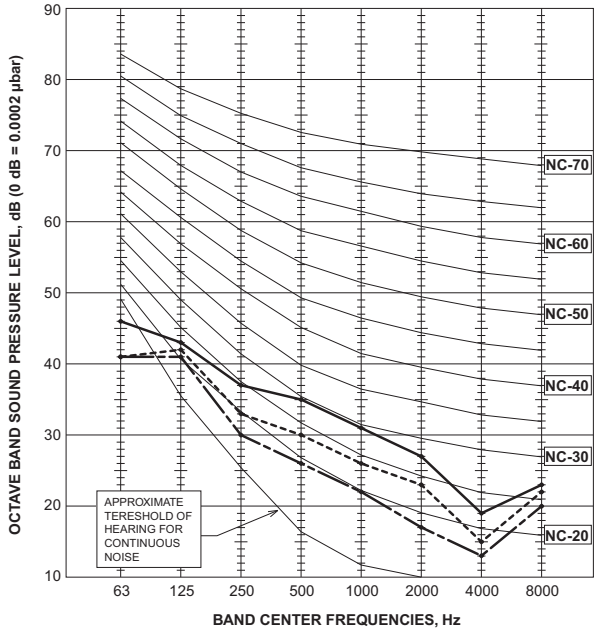

PEAD-A24AA

External static pressure : 70Pa

<60Hz>

NOTCH	SPL(dB)	LINE
High	38.0	
Middle	34.0	
Low	30.0	

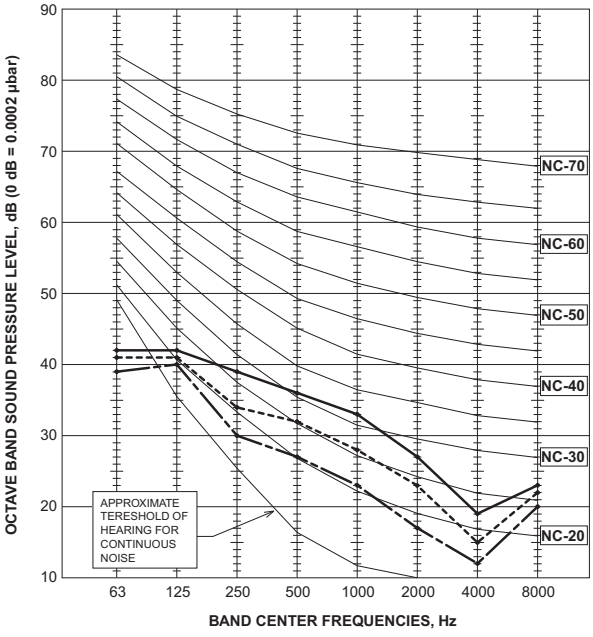

PEAD-A24AA

External static pressure : 100Pa

<60Hz>

NOTCH	SPL(dB)	LINE
High	39.0	
Middle	36.0	
Low	31.0	

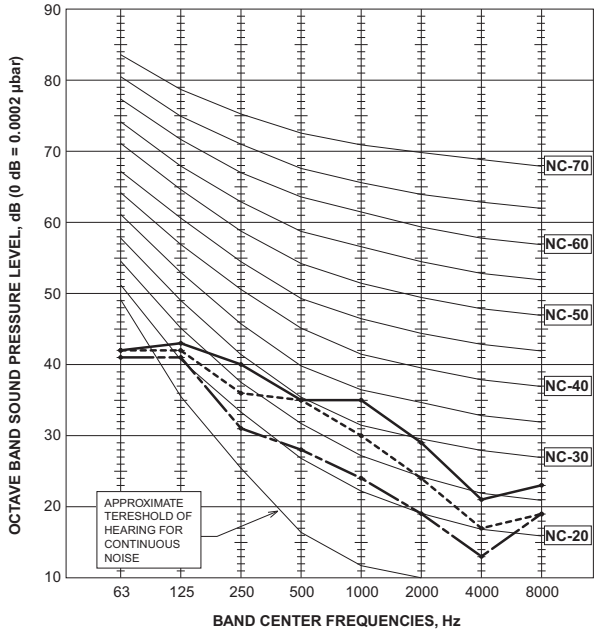

NOTE: The sound level is measured in an anechoic room where echoes are few, when compressor stops. The sound may be bigger than displayed level under actual installation condition by surrounding echoes. The sound level can be higher by about 2 dB than the displayed level during cooling and heating operation.

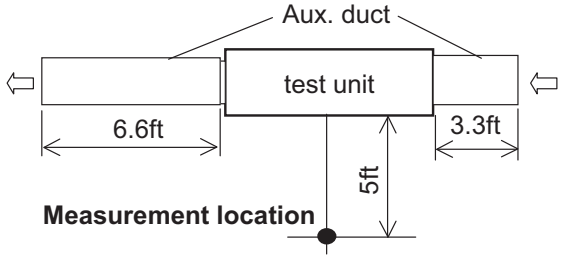

PEAD-A24AA

External static pressure : 150Pa

<60Hz>

NOTCH	SPL(dB)	LINE
High	42.0	
Middle	38.0	
Low	33.0	

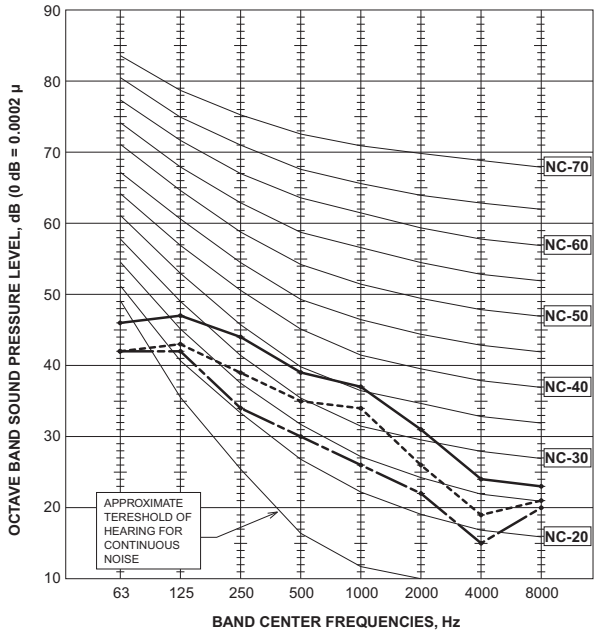

PEAD-A30AA

External static pressure : 35Pa

<60Hz>

NOTCH	SPL(dB)	LINE
High	38.0	
Middle	33.0	
Low	30.0	

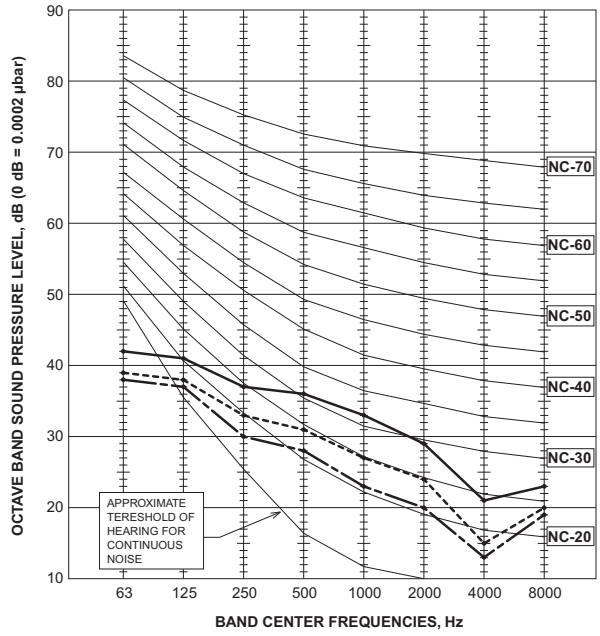

PEAD-A30AA

External static pressure : 50Pa

<60Hz>

NOTCH	SPL(dB)	LINE
High	39.0	
Middle	34.0	
Low	30.0	

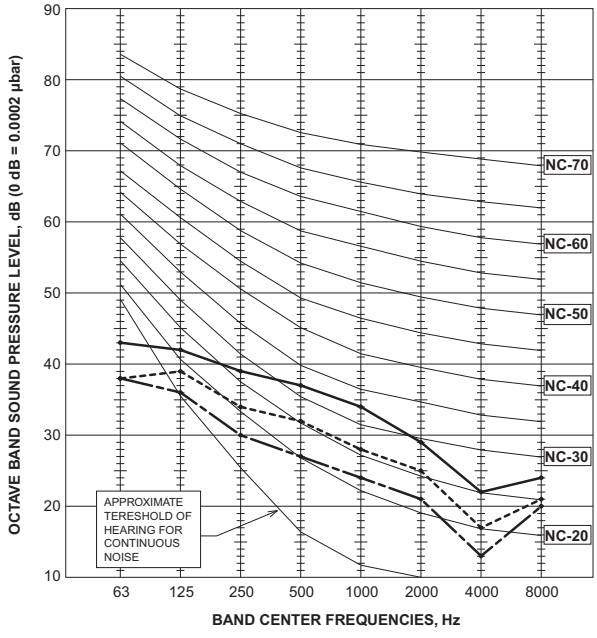

PEAD-A30AA

External static pressure : 70Pa

<60Hz>

NOTCH	SPL(dB)	LINE
High	39.0	
Middle	35.0	
Low	31.0	

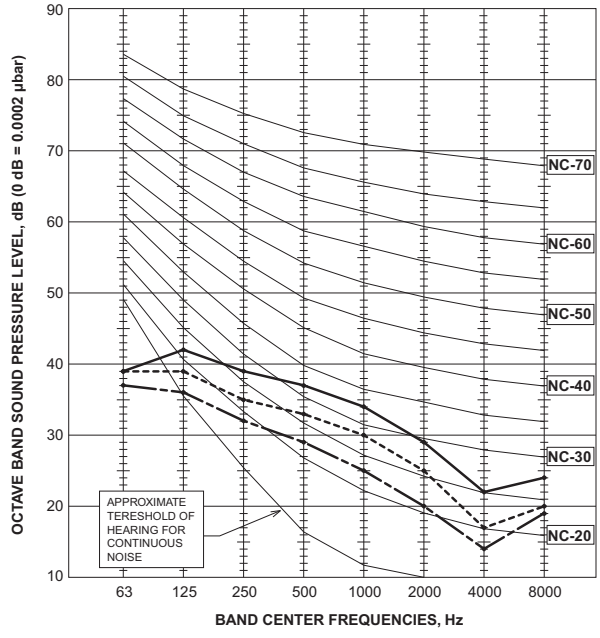

NOTE: The sound level is measured in an anechoic room where echoes are few, when compressor stops. The sound may be bigger than displayed level under actual installation condition by surrounding echoes. The sound level can be higher by about 2 dB than the displayed level during cooling and heating operation.

PEAD-A30AA

External static pressure : 100Pa

<60Hz>

NOTCH	SPL(dB)	LINE
High	40.0	
Middle	37.0	
Low	32.0	

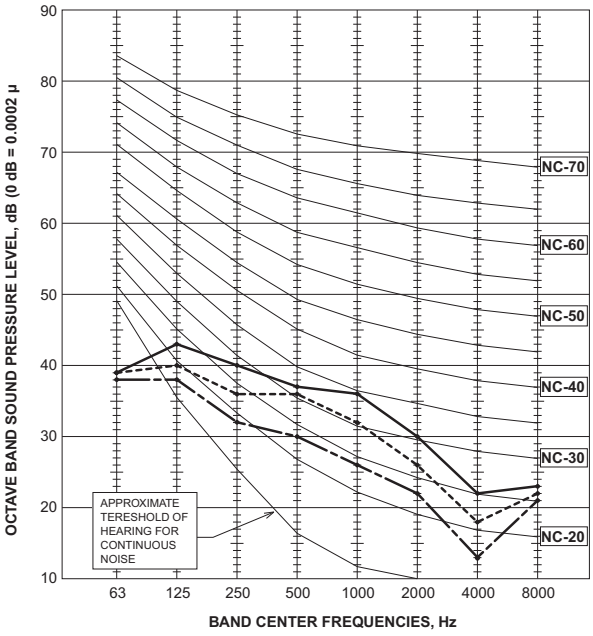

PEAD-A30AA

External static pressure : 150Pa

<60Hz>

NOTCH	SPL(dB)	LINE
High	43.0	
Middle	39.0	
Low	34.0	

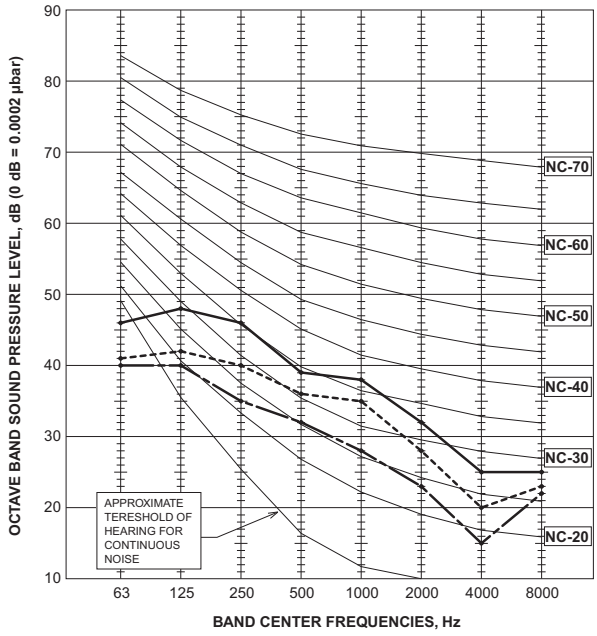

PEAD-A36AA

External static pressure : 35Pa

<60Hz>

NOTCH	SPL(dB)	LINE
High	42.0	
Middle	38.0	
Low	32.0	

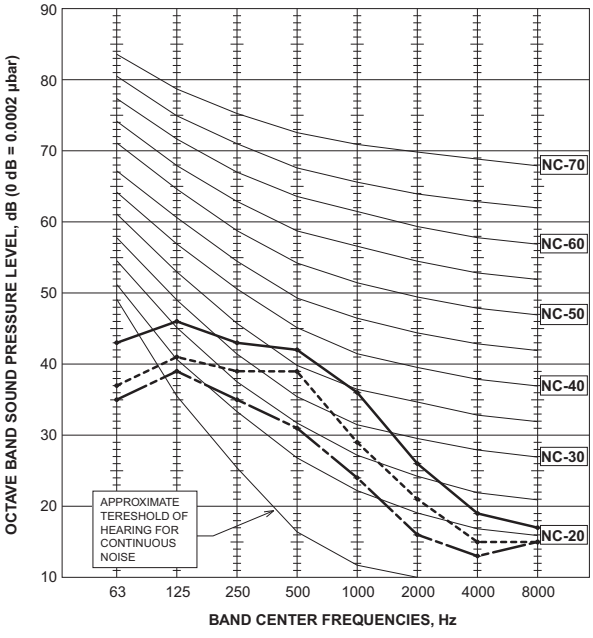

PEAD-A36AA

External static pressure : 50Pa

<60Hz>

NOTCH	SPL(dB)	LINE
High	42.0	
Middle	38.0	
Low	33.0	

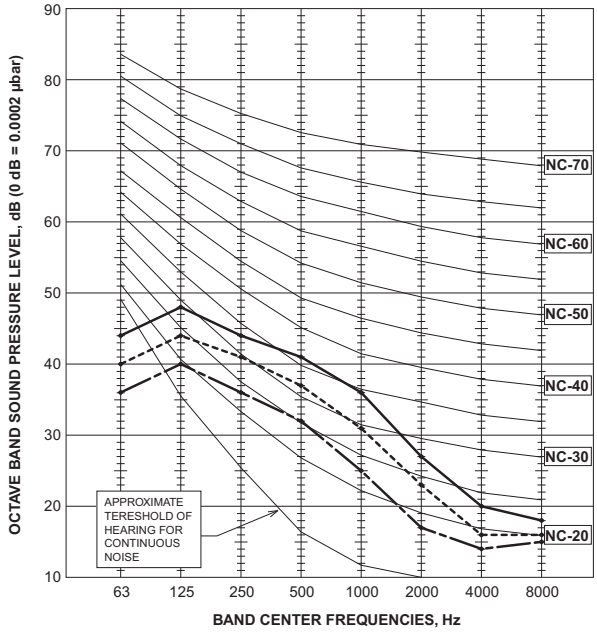

NOTE: The sound level is measured in an anechoic room where echoes are few, when compressor stops. The sound may be bigger than displayed level under actual installation condition by surrounding echoes. The sound level can be higher by about 2 dB than the displayed level during cooling and heating operation.

PEAD-A36AA

External static pressure : 70Pa

<60Hz>

NOTCH	SPL(dB)	LINE
High	43.0	
Middle	39.0	
Low	34.0	

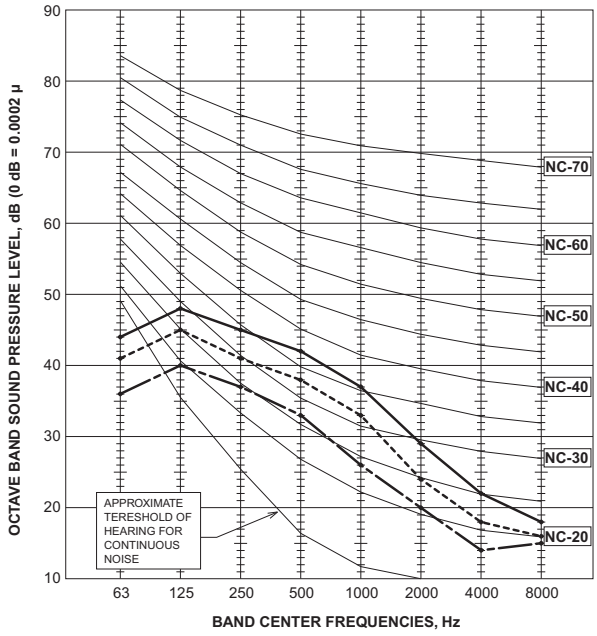

PEAD-A36AA

External static pressure : 100Pa

<60Hz>

NOTCH	SPL(dB)	LINE
High	44.0	
Middle	40.0	
Low	36.0	

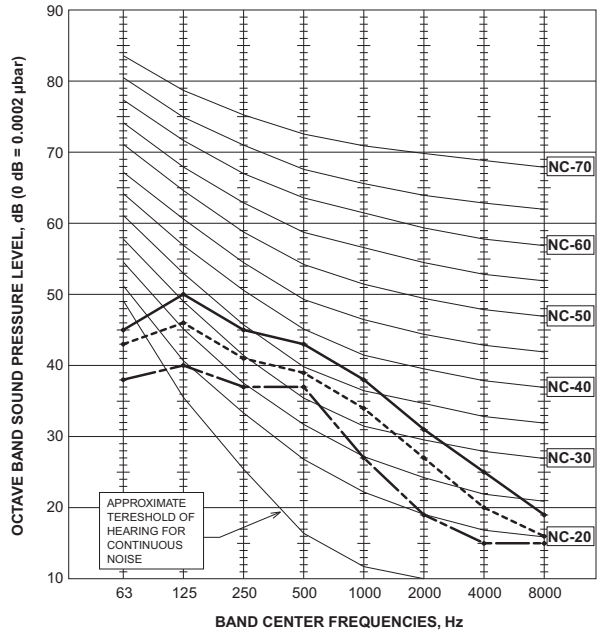

PEAD-A36AA

External static pressure : 150Pa

<60Hz>

NOTCH	SPL(dB)	LINE
High	45.0	
Middle	42.0	
Low	38.0	

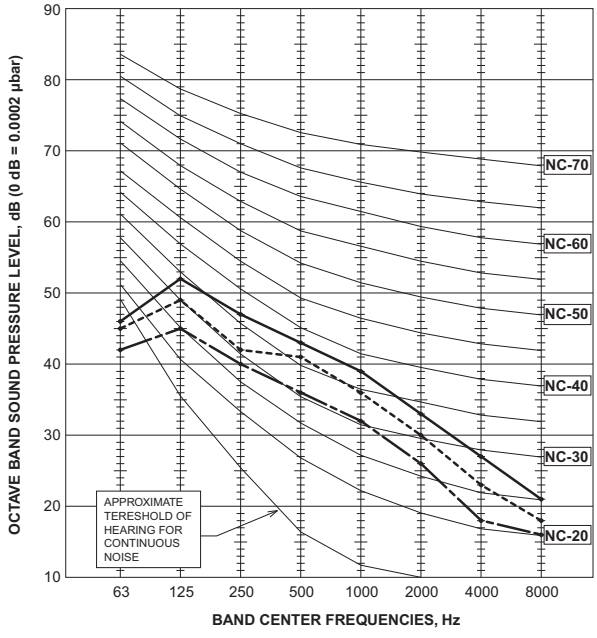

PEAD-A42AA

External static pressure : 35Pa

<60Hz>

NOTCH	SPL(dB)	LINE
High	44.0	
Middle	40.0	
Low	36.0	

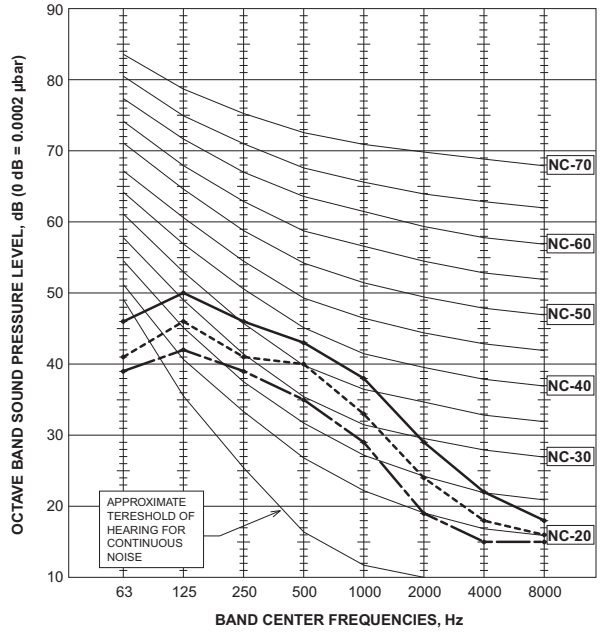

NOTE: The sound level is measured in an anechoic room where echoes are few, when compressor stops. The sound may be bigger than displayed level under actual installation condition by surrounding echoes. The sound level can be higher by about 2 dB than the displayed level during cooling and heating operation.

PEAD-A42AA

External static pressure : 50Pa

<60Hz>

NOTCH	SPL(dB)	LINE
High	44.0	
Middle	40.0	
Low	36.0	

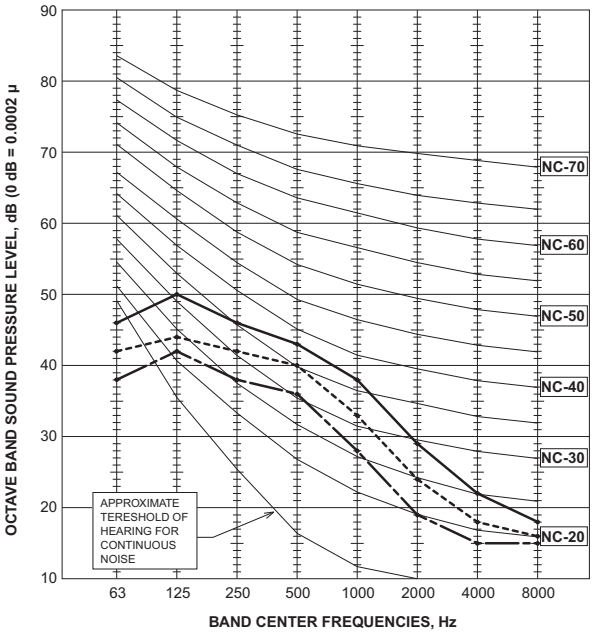

PEAD-A42AA

External static pressure : 70Pa

<60Hz>

NOTCH	SPL(dB)	LINE
High	45.0	
Middle	41.0	
Low	36.0	

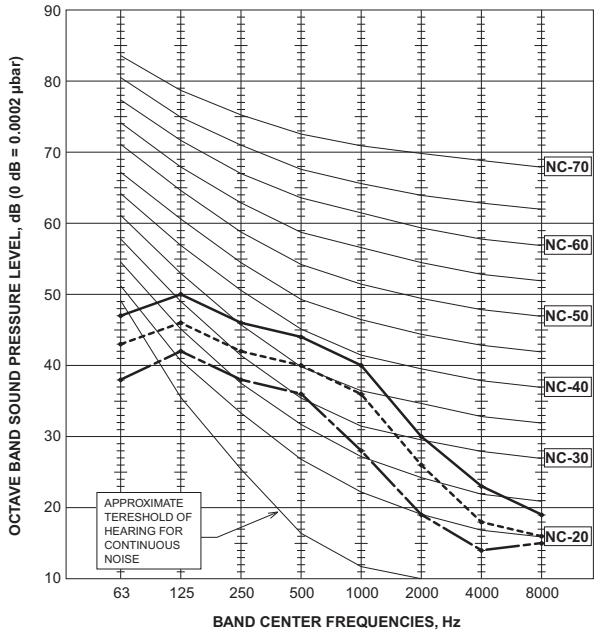

PEAD-A42AA

External static pressure : 100Pa

<60Hz>

NOTCH	SPL(dB)	LINE
High	46.0	
Middle	43.0	
Low	37.0	

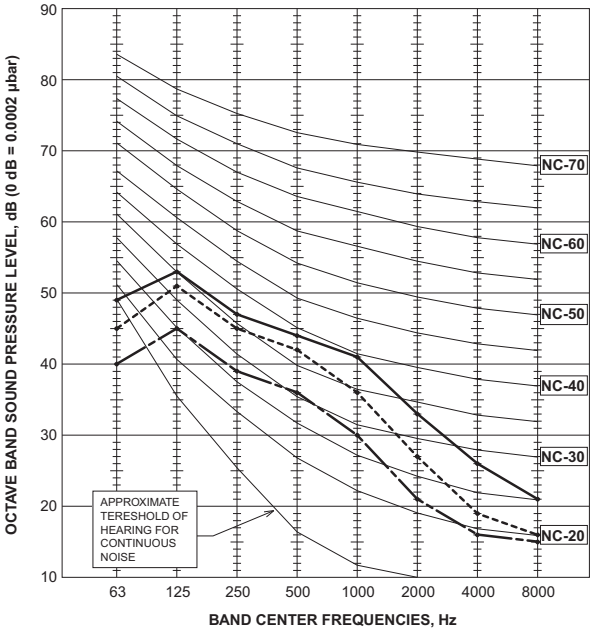

PEAD-A42AA

External static pressure : 150Pa

<60Hz>

NOTCH	SPL(dB)	LINE
High	47.0	
Middle	44.0	
Low	39.0	

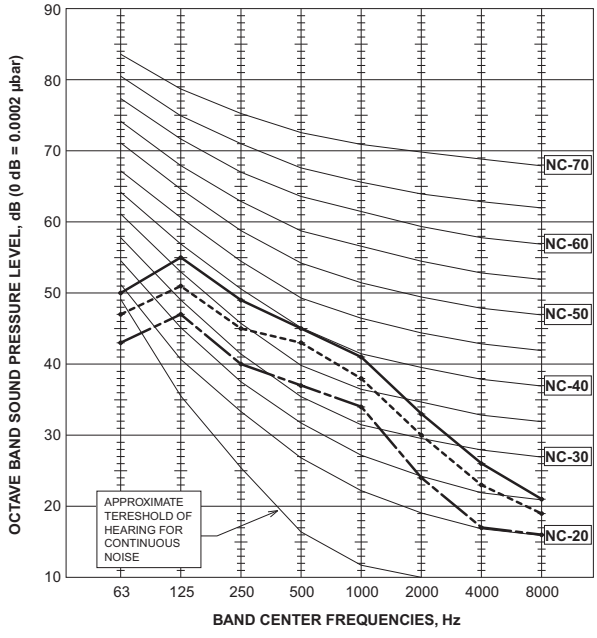

NOTE: The sound level is measured in an anechoic room where echoes are few, when compressor stops. The sound may be bigger than displayed level under actual installation condition by surrounding echoes. The sound level can be higher by about 2 dB than the displayed level during cooling and heating operation.

11-2. OUTDOOR UNIT

PUY-A12NHA3 (-BS)
PUY-A18NHA3 (-BS)
PUZ-A18NHA3 (-BS)

MODE	SPL(dB)	LINE
COOLING	46	○——○
HEATING	47	●——●

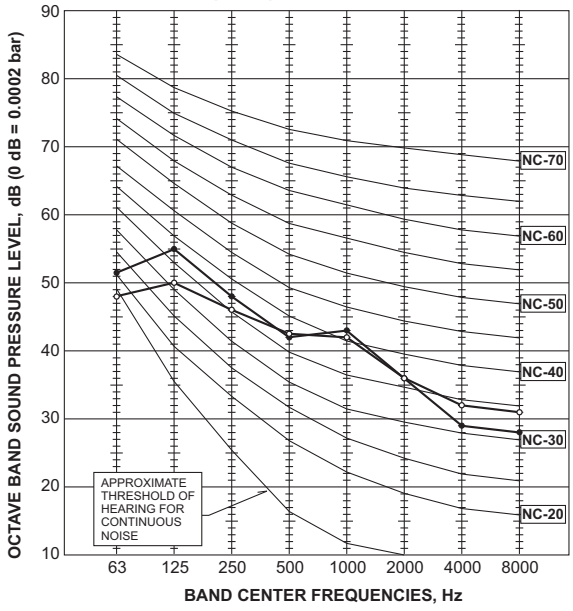

PUY-A24/30/36NHA3(-BS)
PUZ-A24/30/36NHA3(-BS)

MODE	SPL(dB)	LINE
COOLING	48	○——○
HEATING	50	●——●

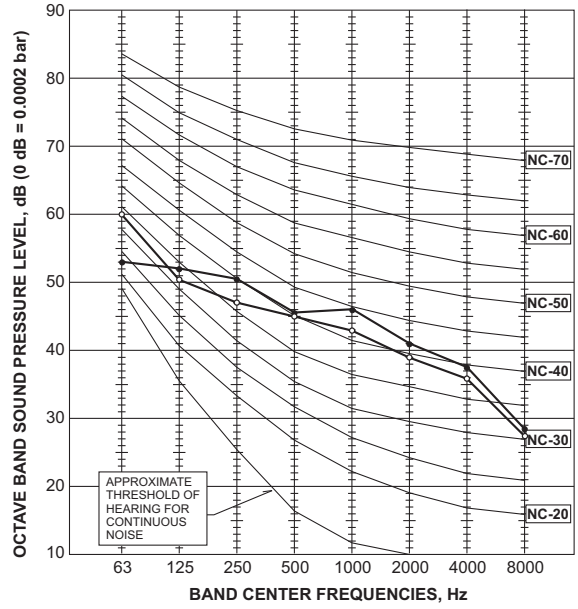

PUY-A42NHA3(-BS)
PUZ-A42NHA3(-BS)

MODE	SPL(dB)	LINE
COOLING	51	○——○
HEATING	55	●——●

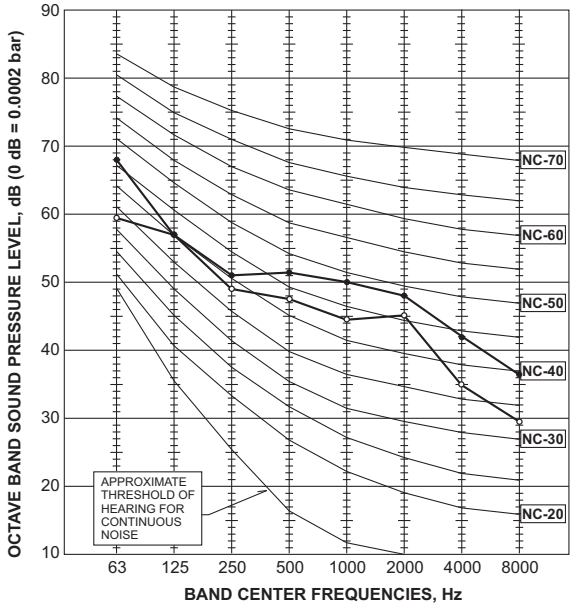

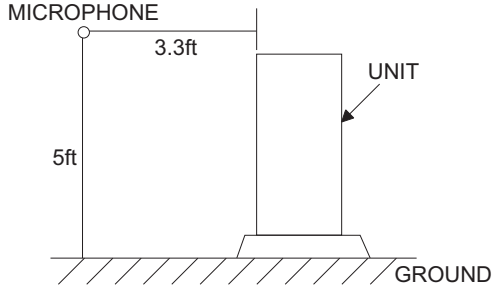

PUZ-HA30NHA2
PUZ-HA36NHA2

MODE	SPL(dB)	LINE
COOLING	52	○——○
HEATING	53	●——●

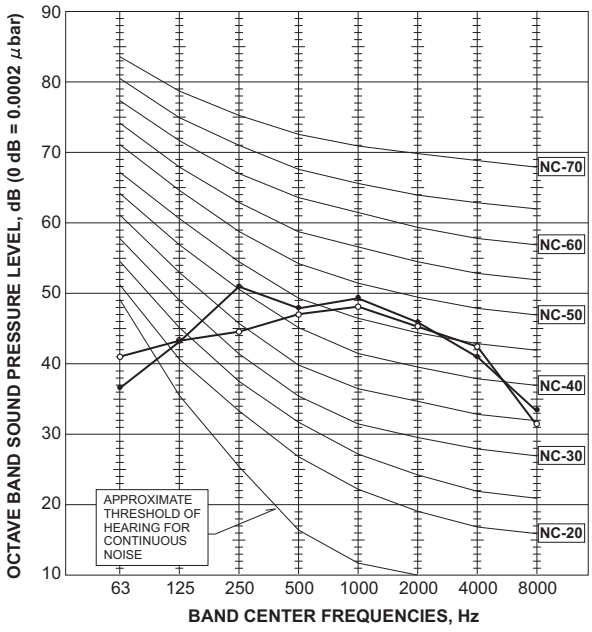

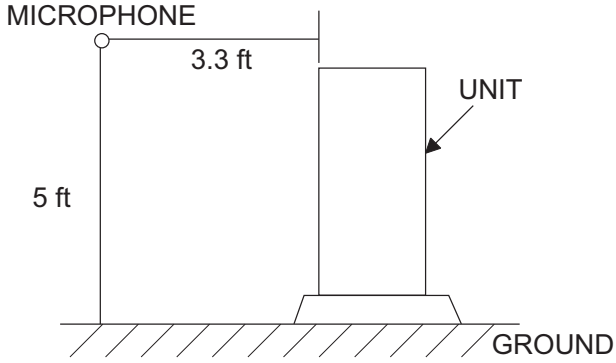

12 OPTIONAL PARTS

12-1. INDOOR UNIT

Part Name	Model Name	Applicable model
Remote sensor (extensible)	PAC-SE41TS-E	All models
Connector for CN51 (output for remote display + pulse12V input)	PAC-88HA-E (1pc.)	
	PAC-725AD (10pcs.)	
Connector for CN32 (remote ON/OFF)	PAC-SE55RA-E	
Connector for CN30 (LLC)	PAC-SE57RA-E	PLA-A·BA, PKA-A·HA(L)/KA(L), PCA-A·KA
Connector for CN24 (Back up heating)	PAC-SE56RA-E	PLA-A·BA, PCA-A·KA, PEA-A·AA
Connector for CN152 (Back up heating)	PAC-SE59RA-E	PKA-A·HA(L)/KA(L)
Power supply terminal kit	PAC-SH55HR-E	PLA-A·BA
	PAC-SG95HR-E	PKA-A·HA(L)/KA(L)
	PAC-SH98HR-E	PCA-A·KA
Decoration panel with wired remote controller	PLP-42BAMD	PLA-A·BA
Decoration panel	PLP-40BAU	
Multi-function casement	PAC-SH53TM-E	
Flange for fresh air intake	PAC-SH65OF-E	
High-efficiency filter element (PAC-SH53TM-E is needed.)	PAC-SH59KF-E	
i-see sensor corner panel	PAC-SA1ME-E	
Wireless signal receiver	PAR-SA9FA-E	
Wireless remote controller kit	PAR-SW96U-E	
Space panel	PAC-SH48AS-E	
Air outlet shutter plate	PAC-SH51SP-E	
High efficiency filter	PAC-SH89KF-E	PCA-A24/30KA
	PAC-SH90KF-E	PCA-A36/42KA
Drain lift up mechanism	PAC-SH84DM-E	PCA-A·KA
i-see Sensor	PAC-SH91MK-E	
Wireless remote controller kit with i-see Sensor	PAR-SA92MW-E	
Wireless remote controller kit	PAR-SL93B-E	
Wireless remote controller	PAR-FL32MA-E	PEA-A·AA

12-2. OUTDOOR UNIT

Part Name	Model Name	Applicable model
M-NET adapter	PAC-SF81MA-E	All models
A-control service tool	PAC-SK52ST	
Drain socket	PAC-SG61DS-E	
Air outlet guide (A42 needs 2 pieces.)	PAC-SG58SG-E	A12,18
	PAC-SG59SG-E	A24-42, HA30/36
Air protect guide (A42 needs 2 pieces.)	PAC-SG56AG-E	A12,18
	PAC-SH63AG-E	A24-42, HA30/36
Drain pan	PAC-SG63DP-E	A12,18
	PAC-SG64DP-E	A24-42, HA30/36
Distribution pipe for twin use	MSDD-50SR-E	A24,36, HA36

MITSUBISHI ELECTRIC CORPORATION
HEAD OFFICE : TOKYO BLDG., 2-7-3, MARUNOUCHI, CHIYODA-KU, TOKYO 100-8310, JAPAN

©Copyright 2009 MITSUBISHI ELECTRIC ENGINEERING CO., LTD.
Distributed in Sep. 2009 No.DOCS14, DOCS15 PDF1
Made in Japan

New publication, effective Sep. 2009
Specifications subject to change without notice